

# Microsoft

## Exam Questions SC-400

Microsoft Information Protection Administrator



### NEW QUESTION 1

- (Topic 1)

You have a Microsoft 365 subscription.

You create and run a content search from the Microsoft Purview compliance portal. You need to download the results of the content search.

What should you obtain first?

- A. a certificate
- B. a password
- C. a pin
- D. an export key

**Answer:** D

### NEW QUESTION 2

HOTSPOT - (Topic 1)

You plan to create a custom sensitive information type that will use Exact Data Match (EDM).

You need to identify what to upload to Microsoft 365, and which tool to use for the upload. What should you identify? To answer, select the appropriate options in the answer area. NOTE: Each correct selection is worth one point.

**Answer Area**

|         |  |
|---------|--|
| Upload: | <input type="checkbox"/> Data hashes<br><input checked="" type="checkbox"/> Data in the XML format<br><input type="checkbox"/> Digitally signed data   |
| Use:    | <input checked="" type="checkbox"/> Azure Storage Explorer<br><input checked="" type="checkbox"/> EDM upload agent<br><input type="checkbox"/> The Microsoft 365 compliance center<br><input type="checkbox"/> The Set-DlpKeywordDictionary cmdlet |

- A. Mastered
- B. Not Mastered

**Answer:** A

**Explanation:**

**Answer Area**

|         |  |
|---------|--|
| Upload: | <input checked="" type="checkbox"/> Data hashes<br><input checked="" type="checkbox"/> Data in the XML format<br><input type="checkbox"/> Digitally signed data  |
| Use:    | <input checked="" type="checkbox"/> Azure Storage Explorer<br><input checked="" type="checkbox"/> EDM upload agent<br><input type="checkbox"/> The Microsoft 365 compliance center<br><input type="checkbox"/> The Set-DlpKeywordDictionary cmdlet |

### NEW QUESTION 3

- (Topic 1)

Note: This question is part of a series of questions that present the same scenario. Each question in the series contains a unique solution that might meet the stated goals. Some question sets might have more than one correct solution, while others might not have a correct solution.

After you answer a question in this section, you will NOT be able to return to it. As a result, these questions will not appear in the review screen.

You are configuring a file policy in Microsoft Cloud App Security.

You need to configure the policy to apply to all files. Alerts must be sent to every file owner who is affected by the policy. The policy must scan for credit card numbers, and alerts must be sent to the Microsoft Teams site of the affected department.

Solution: You use the Data Classification service inspection method and send alerts to Microsoft Power Automate.

Does this meet the goal?

- A. Yes
- B. No

**Answer:** B

**Explanation:**

Reference:

<https://docs.microsoft.com/en-us/cloud-app-security/dcs-inspection>

<https://docs.microsoft.com/en-us/cloud-app-security/data-protection-policies>

### NEW QUESTION 4

- (Topic 1)

You have a Microsoft 365 E5 subscription that contains a data loss prevention (DLP) policy named DLP1. DLP1 contains the DLP rules shown in the table.

| Name  | Priority | User notifications | Policy tip | If there's a match for this rule, stop processing additional DLP policies and rules |
|-------|----------|--------------------|------------|---|
| Rule1 | 0        | On                 | Tip 1      | Enabled   |
| Rule2 | 1        | On                 | Tip 2      | Enabled   |
| Rule3 | 2        | On                 | Tip 3      | Disabled  |
| Rule4 | 3        | On                 | Tip 4      | Enabled   |

You need to ensure that when a document matches all the rules, users will see Tip 2. What should you change?

- A. the priority setting of Rule2 to 0
- B. the priority setting of Rule2 to 2
- C. the priority setting of Rule3 and Rule4 to 0
- D. the If there's a match for this rule, stop processing additional DLP policies and rules setting for Rule3 to Enabled

**Answer:** A

#### NEW QUESTION 5

- (Topic 1)

You have a sensitive information type based on a trainable classifier. You are unsatisfied with the result of the result of trainable classifier. You need to retrain the classifier.

What should you use in the Microsoft 365 compliance center?

- A. Labels from Information protection
- B. Labels from Information governance
- C. Content explorer from Data classification
- D. Content search

**Answer:** C

#### Explanation:

Reference:

<https://docs.microsoft.com/en-us/microsoft-365/compliance/classifier-how-to-retrain-content-explorer?view=o365-worldwide>

#### NEW QUESTION 6

- (Topic 1)

Your company has a Microsoft 365 tenant that uses a domain named contoso.

The company uses Microsoft Office 365 Message Encryption (OME) to encrypt email sent to users in fabrikam.com.

A user named User1 erroneously sends an email to user2@fabrikam You need to disable user2@fabrikam.com from accessing the email. What should you do?

- A. Run the New-ComplianceSearchAction cmdlet.
- B. Instruct User1 to delete the email from her Sent Items folder from Microsoft Outlook.
- C. Run the Get-MessageTrace Cmdlet.
- D. Run the Set-OMEMessageRevocation Cmdlet.
- E. instruct User1 to select Remove external access from Microsoft Outlook on the web.

**Answer:** C

#### NEW QUESTION 7

HOTSPOT - (Topic 1)

You have a Microsoft 365 E5 subscription that contains the groups shown in the following table.

| Name   | Type          | Primary email address |
|--------|---------------|-----------------------|
| Group1 | Microsoft 365 | Group1@contoso.com    |
| Dist1  | Distribution  | Dist1@contoso.com     |

The subscription contains the users shown in the following table.

| Name  | Member of |
|-------|-----------|
| User1 | Group1    |
| User2 | Dist1     |
| User3 | None      |

You create the mail flow rules shown in the following table.

| Name  | Apply this rule if                              | Do the following  |
|-------|---|---|
| Rule1 | The recipient is a member of group1@contoso.com | Apply Office 365 Message Encryption and rights protection |
| Rule2 | The sender is dist1@contoso.com                 | Apply Office 365 Message Encryption and rights protection |

For each of the following statements, select Yes if the statement is true. Otherwise, select No. NOTE: Each correct selection is worth one point.

| Statements  | Yes                   | No                    |
|---|-----------------------|-----------------------|
| If User2 sends an email message to User3, the message is encrypted automatically.                     | <input type="radio"/> | <input type="radio"/> |
| If User2 sends an email message to User1, the message is encrypted automatically.                     | <input type="radio"/> | <input type="radio"/> |
| If User3 sends an email message to Group1, the message delivered to User1 is encrypted automatically. | <input type="radio"/> | <input type="radio"/> |

- A. Mastered
- B. Not Mastered

Answer: A

Explanation:

| Statements  | Yes                              | No                               |
|---|----------------------------------|----------------------------------|
| If User2 sends an email message to User3, the message is encrypted automatically.                     | <input type="radio"/>            | <input checked="" type="radio"/> |
| If User2 sends an email message to User1, the message is encrypted automatically.                     | <input checked="" type="radio"/> | <input type="radio"/>            |
| If User3 sends an email message to Group1, the message delivered to User1 is encrypted automatically. | <input type="radio"/>            | <input checked="" type="radio"/> |

NEW QUESTION 8

HOTSPOT - (Topic 1)

While creating a retention label, you discover that the Mark items as a regulatory record option is unavailable. You need to ensure that the option is available when you create retention labels in the Microsoft Purview compliance portal. How should you complete the PowerShell script? To answer, select the appropriate options in the answer area. NOTE: Each correct selection is worth one point.

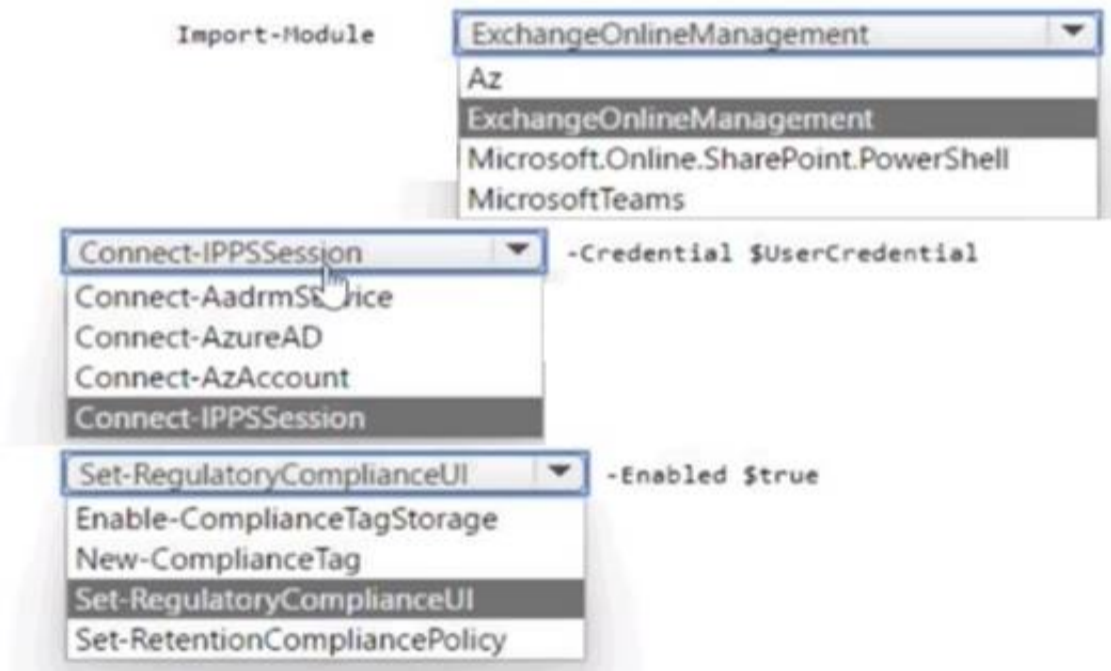
Answer Area

```
$UserCredential = Get-Credential

Import-Module ExchangeOnlineManagement

Connect-IPPSSession -Credential $UserCredential

Set-RegulatoryComplianceUI -Enabled $true
```

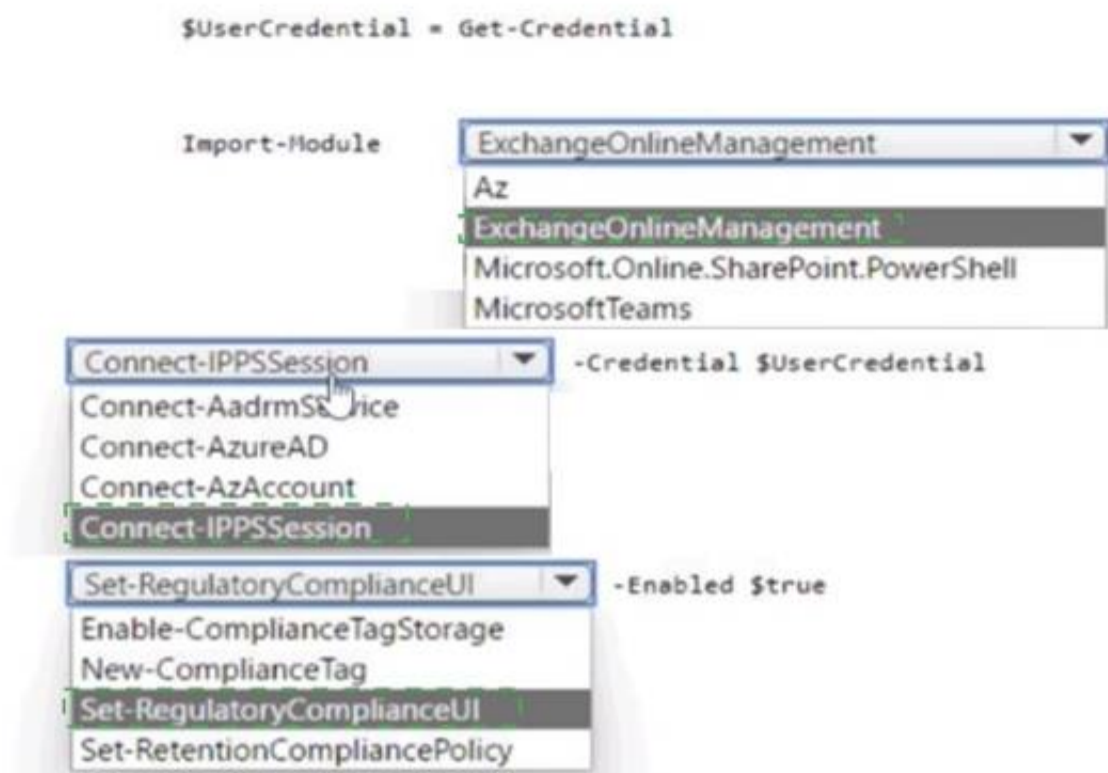


- A. Mastered
- B. Not Mastered

Answer: A

Explanation:

**Answer Area**



**NEW QUESTION 9**

- (Topic 1)

You need to recommend a solution that meets the compliance requirements for protecting the documents in the Data shared folder. What should you recommend?

- A. From the Microsoft 365 compliance center, configure a DLP policy.
- B. From the Microsoft 365 compliance center, configure a Content Search query.
- C. From the Microsoft 365 compliance center, configure an auto-labeling policy.
- D. From Azure Information Protection, configure a content scan job.

**Answer: D**

**Explanation:**

Reference:

<https://docs.microsoft.com/en-us/azure/information-protection/deploy-aip-scanner>

**NEW QUESTION 10**

- (Topic 1)

You need to meet the retention requirement for the users' Microsoft 365 data. What is the minimum number of retention policies that you should use?

- A. 1
- B. 2
- C. 3
- D. 4
- E. 6

**Answer: A**

**Explanation:**

Reference:

<https://docs.microsoft.com/en-us/microsoft-365/compliance/retention?view=o365-worldwide>

**NEW QUESTION 10**

- (Topic 1)

You have a Microsoft 365 tenant. You create the following:

- ? A sensitivity label
- ? An auto-labeling policy

You need to ensure that the sensitivity label is applied to all the data discovered by the auto-labeling policy. What should you do first?

- A. Enable insider risk management.
- B. Create a trainable classifier.
- C. Run the Enable-TransportRule cmdlet.
- D. Run the policy in simulation mode.

**Answer: D**

**Explanation:**

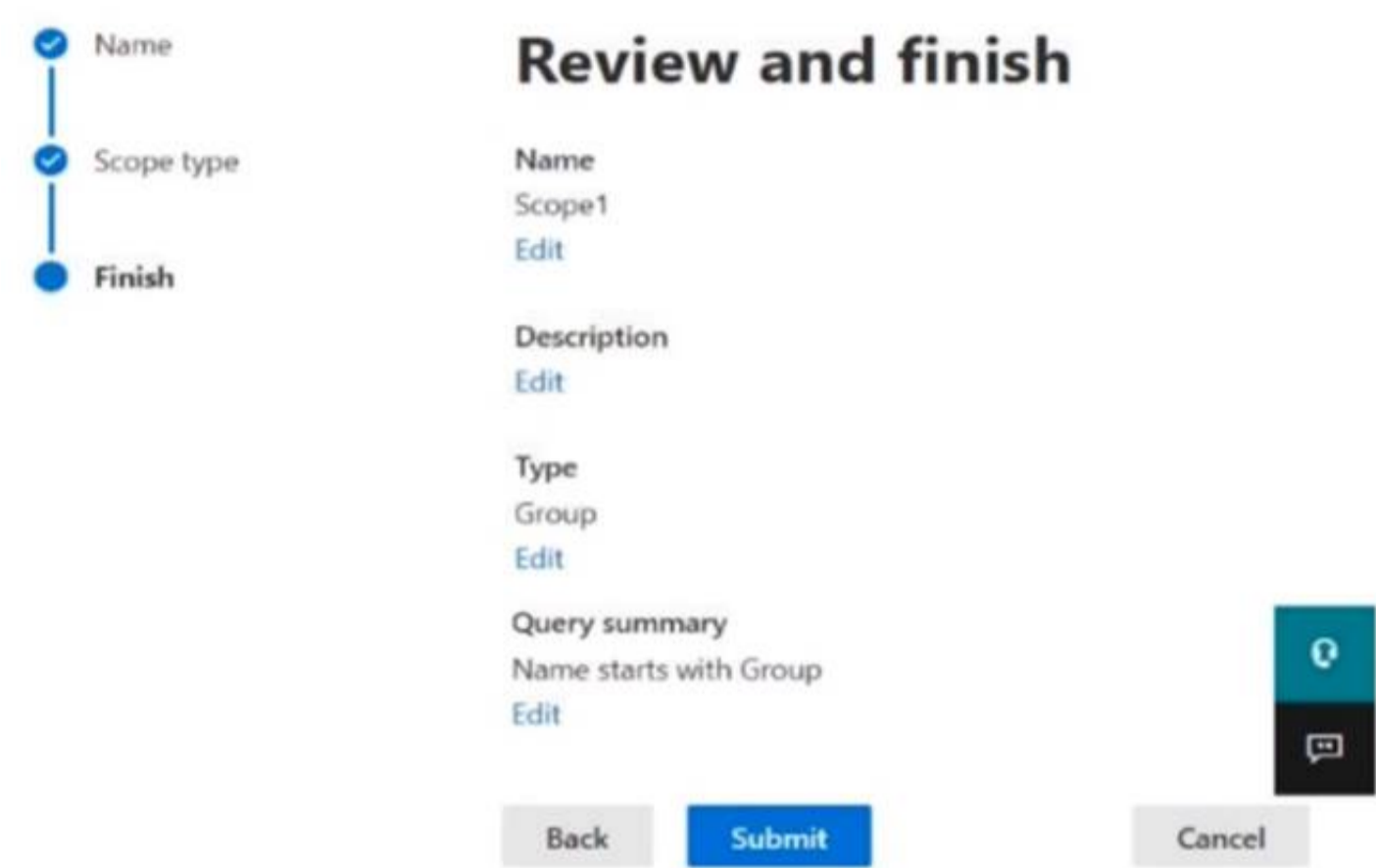
Reference:

<https://docs.microsoft.com/en-us/microsoft-365/compliance/apply-sensitivity-label-automatically?view=o365-worldwide>

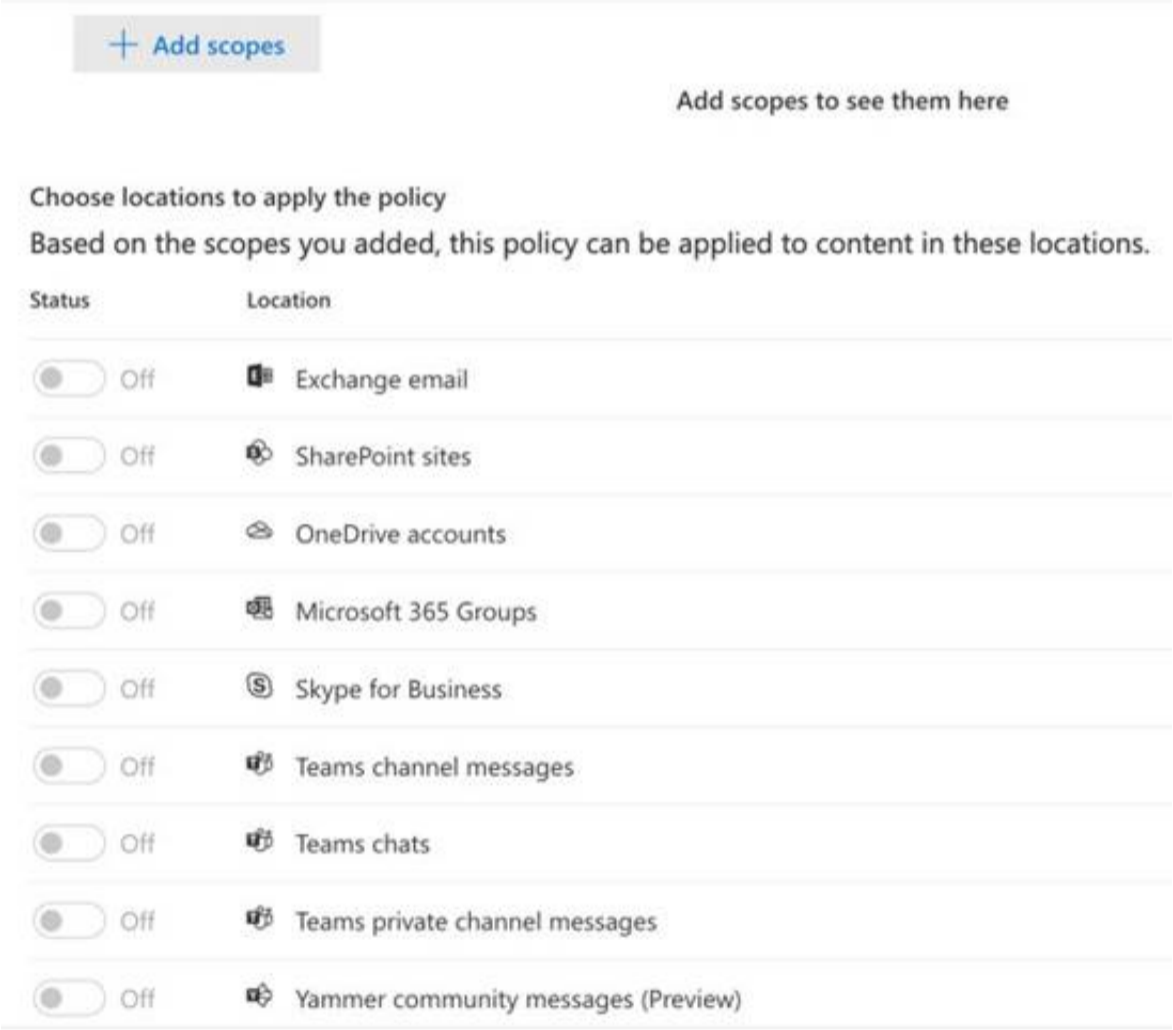
**NEW QUESTION 14**

HOTSPOT - (Topic 1)

You have a Microsoft 365 E5 subscription.  
 You create an adaptive scope named Scope 1 as shown in the following exhibit.



You create a retention policy named Policy1 that includes Scope1.  
 To which three locations can you apply Policy1? To answer, select the appropriate locations in the answer area.  
 NOTE: Each correct selection is worth one point.



| Status | Location                            |
|--------|-------------------------------------|
| Off    | Exchange email                      |
| Off    | SharePoint sites                    |
| Off    | OneDrive accounts                   |
| Off    | Microsoft 365 Groups                |
| Off    | Skype for Business                  |
| Off    | Teams channel messages              |
| Off    | Teams chats                         |
| Off    | Teams private channel messages      |
| Off    | Yammer community messages (Preview) |

- A. Mastered
- B. Not Mastered

**Answer:** A










**Explanation:**

+ Add scopes

Add scopes to see them here

Choose locations to apply the policy

Based on the scopes you added, this policy can be applied to content in these locations.

| Status                       | Location  |
|------------------------------|---|
| <input type="checkbox"/> Off |  Exchange email                        |
| <input type="checkbox"/> Off |  SharePoint sites                      |
| <input type="checkbox"/> Off |  OneDrive accounts                     |
| <input type="checkbox"/> Off |  Microsoft 365 Groups                  |
| <input type="checkbox"/> Off |  Skype for Business                    |
| <input type="checkbox"/> Off |  Teams channel messages                |
| <input type="checkbox"/> Off |  Teams chats                           |
| <input type="checkbox"/> Off |  Teams private channel messages      |
| <input type="checkbox"/> Off |  Yammer community messages (Preview) |

NEW QUESTION 18

- (Topic 1)  
You have a Microsoft 365 E5 tenant that has data loss prevention (DLP) policies. You need to create a report that includes the following:

- Documents that have a matched DLP policy.
- Documents that have had a sensitivity label changed.
- Documents that have had a sensitivity label removed. What should you use?

- A. an eDiscovery case
- B. communication compliance reports
- C. a content search
- D. Activity explorer

Answer: C

NEW QUESTION 21

HOTSPOT - (Topic 1)  
You have a Microsoft 365 subscription. Auditing is enabled.  
A user named User1 is a member of a dynamic security group named Group1. You discover that User1 is no longer a member of Group1.  
You need to search the audit log to identify why User1 was removed from Group1.  
Which two activities should you use in the search? To answer, select the appropriate activities in the answer area.

Answer Area

Search

Clear

Results

Activities

Show results for all activities

Date

IP address

User

Activity

Item

×

Clear all to show results for all activities

Search

User administration activities

Added user

Deleted user

Set license properties

Reset user password

Changed user password

Changed user license

Updated user

Set property that forces user to change password

Azure AD group administration activities

Added group

Updated group

Deleted group

Added member to group

Removed member from group

Application administration activities

Added service principal

Removed a service principal from the directory

Set delegation entry

Removed credentials from a service principal

Added delegation entity

Added credentials to a service principal

- A. Mastered
- B. Not Mastered

Answer: A

**Explanation:**

Removed member from group:  
=> shows the user that was removed (by modifying dynamic the query)  
Updated group  
=> shows what user 'updated' the group.

**NEW QUESTION 25**

- (Topic 1)  
You have a Microsoft 365 tenant that uses the following sensitivity labels:

- Confidential:
- Internal
- External

The labels are published by using a label policy named Policy1.  
Users report that Microsoft Office for the web apps do not display the Sensitivity button. The Sensitivity button appears in Microsoft 365 Apps that are installed locally.  
You need to ensure that the users can apply sensitivity labels to content when they use Office for the web apps.  
What should you do?

- A. Modify the scope of the confidential label.
- B. Modify the publishing settings of Policy1.
- C. Enable sensitivity label support for Office files in Microsoft SharePoint Online and OneDrive.
- D. Run the Execute-AzureAdiabelSync cmdlet.

Answer: A

**NEW QUESTION 28**

HOTSPOT - (Topic 1)  
You have a Microsoft 365 subscription that contains a Microsoft SharePoint site named Site1. For Site1, users are assigned the roles shown in the following table.

| Name  | Role   |
|-------|--------|
| User1 | Owner  |
| User2 | Member |

You publish retention labels to Site1 as shown in the following table.

| Name       | Retention period | During the retention period       |
|------------|------------------|-----------------------------------|
| Retention1 | 5 years          | Mark items as a record            |
| Retention2 | 5 years          | Mark items as a regulatory record |

You publish retention labels to Site1 as shown in the following table. You have the files shown in the following table.

| Name  | Applied retention label |
|-------|-------------------------|
| File1 | Retention1              |
| File2 | Retention2              |

For each of the following statement, select Yes if the statement is true. Otherwise, select No.

NOTE: Each correct selection is worth one point.

Answer Area

| Statements                           | Yes                   | No                    |
|--------------------------------------|-----------------------|-----------------------|
| User1 can delete File2.              | <input type="radio"/> | <input type="radio"/> |
| User2 can rename File1.              | <input type="radio"/> | <input type="radio"/> |
| User1 can apply Retention2 to File1. | <input type="radio"/> | <input type="radio"/> |

- A. Mastered  
 B. Not Mastered

**Answer:** A

**Explanation:**

No, Yes, Yes

### NEW QUESTION 33

HOTSPOT - (Topic 1)

You have a Microsoft SharePoint Online site named Site1 that contains the files shown in the following table.

| Name       | Number of IP addresses in the file |
|------------|------------------------------------|
| File1.txt  | 2                                  |
| File2.docx | 6                                  |
| File3.dat  | 4                                  |

You have a data loss prevention (DLP) policy named DLP1 that has the advanced DIP rules shown in the following table.

| Name  | Content contains       | Policy tip | Priority |
|-------|------------------------|------------|----------|
| Rule1 | 1 or more IP addresses | Tip1       | 0        |
| Rule2 | 2 or more IP addresses | Tip2       | 1        |
| Rule3 | 6 or more IP addresses | Tip3       | 2        |

You apply DLP1 to Site1.

For each of the following statements, select Yes if the statement is true. Otherwise, select No,

NOTE: Each correct selection is worth one point.

Answer Area

| Statements                          | Yes                   | No                    |
|-------------------------------------|-----------------------|-----------------------|
| File1.txt has the Tip1 policy tip.  | <input type="radio"/> | <input type="radio"/> |
| File2.docx has the Tip3 policy tip. | <input type="radio"/> | <input type="radio"/> |
| File3.dat has the Tip2 policy tip.  | <input type="radio"/> | <input type="radio"/> |

- A. Mastered  
 B. Not Mastered

**Answer:** A

**Explanation:**

Answer Area

| Statements                          | Yes                              | No                               |
|-------------------------------------|----------------------------------|----------------------------------|
| File1.txt has the Tip1 policy tip.  | <input checked="" type="radio"/> | <input type="radio"/>            |
| File2.docx has the Tip3 policy tip. | <input type="radio"/>            | <input checked="" type="radio"/> |
| File3.dat has the Tip2 policy tip.  | <input checked="" type="radio"/> | <input type="radio"/>            |

NEW QUESTION 38  
HOTSPOT - (Topic 1)  
You have a Microsoft 365 subscription.  
In Microsoft Exchange Online, you configure the mail flow rule shown in the following exhibit.

### Protect with OMEv2

Edit rule conditions

Edit rule settings

Status: Enabled

Enable or disable rule

Enabled

Rule settings

|                    |                                |
|--------------------|--------------------------------|
| Rule name          | Mode                           |
| Protect with OMEv2 | Enforce                        |
| Severity           | Set date range                 |
| Not Specified      | Specific date range is not set |
| Senders address    | Priority                       |
| Matching Header    | 0                              |

Rule description

Apply this rule if

*Is sent to 'Outside the organization'*  
*and Includes these words in the message subject: '[Encrypt]'*

Do the following

*rights protect message with RMS template: 'Encrypt'*

Rule comments

Use the drop-down menus to select the answer choice that completes each statement based on the information presented in the graphic.  
NOTE: Each correct selection is worth one point.

Answer Area

Recipients, who use Gmail, [answer choice].

must sign in to the Office 365 Message Encryption (OME) portal to read i

must sign in to the Office 365 Message Encryption (OME) portal to read messages

will be unable to read messages

will have messages decrypted automatically

Recipients from an external Microsoft 365 subscription [answer choice].

will be unable to read messages

must sign in to the Office 365 Message Encryption (OME) portal to read message

will be unable to read messages

will have messages decrypted automatically

- A. Mastered
- B. Not Mastered

Answer: A

Explanation:

**Answer Area**

Recipients, who use Gmail, [answer choice]. must sign in to the Office 365 Message Encryption (OME) portal to read i  
 must sign in to the Office 365 Message Encryption (OME) portal to read message  
 will be unable to read messages  
 will have messages decrypted automatically

Recipients from an external Microsoft 365 subscription [answer choice]. will be unable to read messages  
 must sign in to the Office 365 Message Encryption (OME) portal to read message  
 will be unable to read messages  
 will have messages decrypted automatically

## NEW QUESTION 42

- (Topic 1)

You have a Microsoft 365 E5 tenant that contains a user named User1.

You need to identify the type and number of holds placed on the mailbox of User1. What should you do first?

- A. From the Microsoft 365 compliance center, create an eDiscovery case.
- B. From Exchange Online PowerShell
- C. run the Get-Mailbox cmdlet.
- D. From the Microsoft 365 compliance center, run a content search.
- E. From Exchange Online PowerShell
- F. run the Get-HoldCompliancePolicy cmdlet.

Answer: B

Explanation:

Reference:

<https://docs.microsoft.com/en-us/microsoft-365/compliance/identify-a-hold-on-an-exchange-online-mailbox?view=o365-worldwide>

## NEW QUESTION 45

HOTSPOT - (Topic 1)

You have Microsoft 365 E5 tenant that has a domain name of M365x925027.onmicrosoft.com.

You have a published sensitivity label.

The Encryption settings for the sensitivity label are configured as shown in the exhibit.

### Encryption

Control who can access files and email messages that have this label applied. [Learn more about encryption settings](#)

- ☐ Remove encryption if the file is encrypted
- ☒ Configure encryption settings

**!** Turning on encryption impacts Office files (Word, PowerPoint, Excel) that have this label applied. Because the files will be encrypted for security reasons, performance will be slow when the files are opened or saved, and some SharePoint and OneDrive features will be limited or unavailable. [Learn more](#)

Assign permissions now or let users decide?

Assign permissions now

The encryption settings you choose will be automatically enforced when the label is applied to email and Office files.

**User access to content expires** **!**

Never

**Allow offline access** **!**

Always

**Assign permissions to specific users and groups \*** **!**

[Assign permissions](#)

3 items

|                                       |           |   |
|---------------------------------------|-----------|---|
| Authenticated users                   | Viewer    |  |
| LegalTeam@M365x925027.OnMicrosoft.com | Co-Author |  |
| USSales@M365x925027.onmicrosoft.com   | Reviewer  |  |

Back

Next

Cancel

For each of the following statements, select Yes if statement is true. Otherwise, select No

NOTE: Each correct selection is worth one point.

| Statements   | Yes                   | No                    |
|--|-----------------------|-----------------------|
| Only users at your company can view an email that has the sensitivity label applied.           | <input type="radio"/> | <input type="radio"/> |
| The owner of an email can assign permissions when applying the sensitivity label.              | <input type="radio"/> | <input type="radio"/> |
| USSales@M365x925027.onmicrosoft.com can print an email that has the sensitivity label applied. | <input type="radio"/> | <input type="radio"/> |

- A. Mastered
- B. Not Mastered

**Answer:** A

**Explanation:**

Box 1: Yes

When you create a sensitivity label, you can restrict access to content that the label will be applied to. Only users within your organization can open a confidential document or email.

Box 2: No

Assign permissions now has been selected.

**Encryption**

Control who can access files and email messages that have this label applied. [Learn more about encryption settings](#)

- ☐ Remove encryption if the file is encrypted  
☒ Configure encryption settings

(i) Turning on encryption impacts Office files (Word, PowerPoint, Excel) that have this label applied. Because the files will be encrypted for security reasons, performance will be slow when the files are opened or saved, and some SharePoint and OneDrive features will be limited or unavailable. [Learn more](#)

Assign permissions now or let users decide?

Assign permissions now

The encryption settings you choose will be automatically enforced when the label is applied to email and Office files.

**User access to content expires** (i)

Never

**Allow offline access** (i)

Always

**Assign permissions to specific users and groups \*** (i)

[Assign permissions](#)

| 3 Items                               |           |   |
|---------------------------------------|-----------|---|
| Authenticated users                   | Viewer    |  |
| LegalTeam@M365x925027.OnMicrosoft.com | Co-Author |  |
| USSales@M365x925027.onmicrosoft.com   | Reviewer  |  |

Back

Next

Cancel

Box 3: No

Only co-author and co-owner can print.

**NEW QUESTION 46**

- (Topic 1)

Note: This question is part of a series of questions that present the same scenario. Each question in the series contains a unique solution that might meet the stated goals. Some question sets might have more than one correct solution, while others might not have a correct solution.

After you answer a question in this section, you will NOT be able to return to it. As a result, these questions will not appear in the review screen.

You are configuring a file policy in Microsoft Cloud App Security.

You need to configure the policy to apply to all files. Alerts must be sent to every file owner who is affected by the policy. The policy must scan for credit card numbers, and alerts must be sent to the Microsoft Teams site of the affected department.

Solution: You use the Data Classification service inspection method and send alerts as email.

Does this meet the goal?

- A. Yes  
 B. No

**Answer:** B

**Explanation:**

Reference:

<https://docs.microsoft.com/en-us/cloud-app-security/dcs-inspection> <https://docs.microsoft.com/en-us/cloud-app-security/data-protection-policies>

**NEW QUESTION 47**

- (Topic 1)

You receive an email that contains a list of words that will be used few a sensitive information type.

You need to create a file that can be used as the source of a keyword dictionary. In which format should you save the list?

- A. an XLSX file that contains one word in each cell of the first row  
 B. a ISV file that contains words separated by tabs  
 C. a JSON file that that an element for each word  
 D. a text file that has one word on each line

**Answer:** D

**Explanation:**

Keyword dictionaries can be created either from a text file or from csv file. Note:

There are several versions of this question in the exam. The question has two possible correct answers:

- ? a CSV file that contains words separated by commas  
 ? a text file that has one word on each line

Other incorrect answer options you may see on the exam include the following:

- ? a TSV file that contains words separated by tabs  
 ? a DOCX file that has one word on each line  
 ? an XML file that contains a keyword tag for each word

Reference:

<https://docs.microsoft.com/en-us/microsoft-365/compliance/create-a-keyword-dictionary?view=o365-worldwide>

NEW QUESTION 48

HOTSPOT - (Topic 1)

You have a Microsoft 365 sensitivity label that is published to all the users in your Azure AD tenant as shown in the following exhibit.

Answer Area

| Statements  | Yes                   | No                    |
|---|-----------------------|-----------------------|
| All the documents stored on each user's computer will include a watermark automatically.                              | <input type="radio"/> | <input type="radio"/> |
| If the sensitivity label is applied to a document, the document will have a header that contains the word "INTERNAL". | <input type="radio"/> | <input type="radio"/> |
| The sensitivity label can be applied only to documents that contain the word rebranding.                              | <input type="radio"/> | <input type="radio"/> |

- A. Mastered
- B. Not Mastered

Answer: A

Explanation:

Answer Area

| Statements  | Yes                   | No                               |
|---|-----------------------|----------------------------------|
| All the documents stored on each user's computer will include a watermark automatically.                              | <input type="radio"/> | <input checked="" type="radio"/> |
| If the sensitivity label is applied to a document, the document will have a header that contains the word "INTERNAL". | <input type="radio"/> | <input checked="" type="radio"/> |
| The sensitivity label can be applied only to documents that contain the word rebranding.                              | <input type="radio"/> | <input checked="" type="radio"/> |

NEW QUESTION 50

- (Topic 1)

After you answer a question in this section, you will NOT be able to return to it. As a result, these questions will not appear in the review screen.

You implement Microsoft 365 Endpoint data loss prevention (Endpoint DLP).

You have computers that run Windows 10 and have Microsoft 365 Apps installed. The computers are joined to Azure Active Directory (Azure AD).

You need to ensure that Endpoint DLP policies can protect content on the computers. Solution: You onboard the computers to Microsoft Defender for Endpoint.

Does this meet the goal?

- A. Yes
- B. No

Answer: A

Explanation:

Reference:

<https://docs.microsoft.com/en-us/microsoft-365/compliance/endpoint-dlp-getting-started?view=o365-worldwide>

NEW QUESTION 55

- (Topic 1)

You have a Microsoft 365 E5 subscription.

You plan to use insider risk management to collect and investigate forensic evidence. You need to enable forensic evidence capturing.

What should you do first?

- A. Enable Adaptive Protection.
- B. Configure the information protection scanner.
- C. Create priority user groups.
- D. Claim capacity.

Answer: D

NEW QUESTION 59

HOTSPOT - (Topic 1)

You need to implement an information compliance policy to meet the following requirements:

? Documents that contain passport numbers from the United States, Germany, Australia, and Japan must be identified automatically.

? When a user attempts to send an email or an attachment that contains a passport number, the user must receive a tooltip in Microsoft Outlook.

? Users must be blocked from using Microsoft SharePoint Online or OneDrive for Business to share a document that contains a passport number.

What is the minimum number of sensitivity labels and auto-labeling policies you should create? To answer, select the appropriate options in the answer area.

NOTE: Each correct selection is worth one point.

Sensitivity labels:

|   |   |
|---|---|
|   | ▼ |
| 1 |   |
| 2 |   |
| 3 |   |
| 4 |   |

Auto-labeling policies:

|   |   |
|---|---|
|   | ▼ |
| 1 |   |
| 2 |   |
| 3 |   |
| 4 |   |

- A. Mastered
- B. Not Mastered

**Answer:** A

**Explanation:**

Sensitivity labels:

|   |   |
|---|---|
|   | ▼ |
| 1 |   |
| 2 |   |
| 3 |   |
| 4 |   |

Auto-labeling policies:

|   |   |
|---|---|
|   | ▼ |
| 1 |   |
| 2 |   |
| 3 |   |
| 4 |   |

#### NEW QUESTION 60

- (Topic 1)

You need to create a retention policy to delete content after seven years from the following locations:

- ? Exchange email
- ? SharePoint sites
- ? OneDrive accounts
- ? Office 365 groups
- ? Teams channel messages
- ? Teams chats

What is the minimum number of retention policies that you should create?

- A. 1
- B. 2
- C. 3
- D. 4

**Answer:** A

**Explanation:**

Reference:

<https://docs.microsoft.com/en-us/microsoft-365/compliance/retention?view=o365-worldwide>

#### NEW QUESTION 63

- (Topic 1)

You have a Microsoft 365 E5 subscription.

You need to prevent users from uploading data loss prevention (DLP)-protected documents to the following third-party websites;

- web1.contoso.com
- web2.contoso.com

The solution must minimize administrative effort.

To what should you set the Service domains setting for Endpoint DLP?

- A. contoso.com
- B. web1.contoso.com
- C. \*.contoso.com
- D. web1xontoso.com and web2.contoso.com

**Answer:** D

#### NEW QUESTION 68

- (Topic 1)

You need to recommend a solution that meets the compliance requirements for Dropbox. What should you recommend?

- A. Create a DLP policy that applies to Cloud App Security.
- B. Edit an existing retention label that enforces the item deletion settings.
- C. Create a retention label that enforces the item deletion settings.
- D. Create a DLP policy that applies to devices.

**Answer:** A

#### Explanation:

Reference:

<https://docs.microsoft.com/en-us/microsoft-365/compliance/dlp-use-policies-non-microsoft-cloud-apps?view=o365-worldwide>

#### NEW QUESTION 72

- (Topic 1)

You create a custom sensitive info type that uses Exact Data Match (EDM). You plan to periodically update and upload the data used for EDM.

What is the maximum frequency with which the data can be uploaded?

- A. twice per hour
- B. once every 48 hours
- C. twice per day
- D. twice per week
- E. once every six hours

**Answer:** D

#### NEW QUESTION 74

- (Topic 1)

Note: This question is part of a series of questions that present the same scenario. Each question in the series contains a unique solution that might meet the stated goals. Some question sets might have more than one correct solution, while others might not have a correct solution.

After you answer a question in this section, you will NOT be able to return to it. As a result, these questions will not appear in the review screen.

You have a Microsoft 365 tenant and 500 computers that run Windows 10. The computers are onboarded to the Microsoft 365 compliance center.

You discover that a third-party application named Tailspin\_scanner.exe accessed protected sensitive information on multiple computers. Tailspin\_scanner.exe is installed locally on the computers.

You need to block Tailspin\_scanner.exe from accessing sensitive documents without preventing the application from accessing other documents.

Solution: From the Cloud App Security portal, you create an app discovery policy. Does this meet the goal?

- A. Yes
- B. No

**Answer:** B

#### Explanation:

You can create app discovery policies to alert you when new apps are detected within your organization.

Use the unallowed apps list instead.

Reference:

<https://docs.microsoft.com/en-us/cloud-app-security/cloud-discovery-policies>

<https://docs.microsoft.com/en-us/microsoft-365/compliance/endpoint-dlp-using?view=o365-worldwide>

#### NEW QUESTION 79

- (Topic 1)

You plan to implement sensitivity labels for Microsoft Teams.

You need to ensure that you can view and apply sensitivity labels to new Microsoft Teams sites.

What should you do first?

- A. Run the Set-sposite cmdlet.
- B. Configure the EnableMTPLabels Azure Active Directory (Azure AD) setting.
- C. Create a new sensitivity label scoped to Groups & sites.
- D. Run the Execute-AzureAdLabelSync cmdlet.

**Answer:** C

#### Explanation:

Reference:

<https://docs.microsoft.com/en-us/microsoft-365/compliance/sensitivity-labels-teams-groups-sites?view=o365-worldwide>

#### NEW QUESTION 80

- (Topic 1)

You have a new Microsoft 365 tenant.

You need to ensure that custom trainable classifiers can be created in the tenant. To which role should you be assigned to perform the configuration?

- A. Security administrator
- B. Security operator
- C. Global administrator
- D. Compliance administrator

**Answer: D**

#### Explanation:

Reference:

<https://docs.microsoft.com/en-us/microsoft-365/compliance/classifier-get-started-with?view=o365-worldwide>

#### NEW QUESTION 84

- (Topic 1)

You have a Microsoft 365 E5 subscription that contains a Microsoft SharePoint Online site named Site1.

You need to implement Microsoft Purview data lifecycle management. What should you create first?

- A. a sensitivity label policy
- B. a retention label
- C. a data loss prevention (DLP) policy
- D. an auto-labeling policy

**Answer: B**

#### NEW QUESTION 89

- (Topic 1)

You need to test Microsoft Office 365 Message Encryption (OME) capabilities for your company. The test must verify the following information:

The acquired default template names

The encryption and decryption verification status Which PowerShell cmdlet should you run?

- A. Test-ClientAccessRule
- B. Test-Mailflow
- C. Test-OAuthConnectivity
- D. Test-IRMConfiguration

**Answer: D**

#### Explanation:

Reference:

<https://docs.microsoft.com/en-us/microsoft-365/compliance/set-up-new-message-encryption-capabilities?view=o365-worldwide>

#### NEW QUESTION 91

- (Topic 1)

You have a Microsoft 365 tenant.

You have a database that stores customer details. Each customer has a unique 13-digit identifier that consists of a fixed pattern of numbers and letters.

You need to implement a data loss prevention (DLP) solution that meets the following requirements:

- Email messages that contain a single customer identifier can be sent outside your company,
- Email messages that contain two or more customer identifiers must be approved by the company's data privacy team.

Which two components should you include in the solution? Each correct answer presents part of the solution. NOTE Each correct selection is worth one point.

- A. a sensitive information type
- B. a DLP policy
- C. a mail flow rule
- D. a sensitivity label
- E. a retention label

**Answer: AC**

#### NEW QUESTION 92

HOTSPOT - (Topic 1)

You have a Microsoft 365 subscription that contains the users shown in the following table.

| Name  | Email address     | Distribution group |
|-------|-------------------|--------------------|
| User1 | user1@contoso.com | Finance            |
| User2 | user2@contoso.com | Sales              |

You create the data loss prevention (DLP) policies shown in the following table.

| Name    | Order | Apply policy to                                   | Conditions  | Actions  | Exceptions         | User notifications                            | Additional options   |
|---------|-------|---|---|--|--------------------|---|--|
| Policy1 | 0     | Exchange email for the Finance distribution group | Content shared with people outside my organization.<br>Content contains five or more credit card numbers. | Encrypt the message by using the Encrypt email messages option.  | user4@fabrikam.com | Send an incident report to the administrator. | If there's a match for this rule, stop processing additional DLP policies and rules. |
| Policy2 | 1     | All locations of Exchange email                   | Content shared with people outside my organization.<br>Content contains five or more credit card numbers. | Restrict access or encrypt the content in Microsoft 365 locations.<br>Block only people outside your organization. | None               | Send an incident report to the administrator. | None   |

For each of the following statements, select Yes if the statement is true. Otherwise, select. No.

NOTE: Each correct selection is worth one point.

Answer Area

| Statements  | Yes                   | No                    |
|---|-----------------------|-----------------------|
| If User1 sends an email message that contains five credit card numbers to user4@fabrikam.com, the message will be encrypted.              | <input type="radio"/> | <input type="radio"/> |
| If User1 sends an email message that contains five credit card numbers to orders@adatum.com, the message will be encrypted and delivered. | <input type="radio"/> | <input type="radio"/> |
| If User2 sends an email message that contains five credit card numbers to orders@adatum.com, the message will be encrypted and delivered. | <input type="radio"/> | <input type="radio"/> |

- A. Mastered  
B. Not Mastered

Answer: A

Explanation:

Answer Area

| Statements  | Yes                              | No                               |
|---|----------------------------------|----------------------------------|
| If User1 sends an email message that contains five credit card numbers to user4@fabrikam.com, the message will be encrypted.              | <input type="radio"/>            | <input checked="" type="radio"/> |
| If User1 sends an email message that contains five credit card numbers to orders@adatum.com, the message will be encrypted and delivered. | <input checked="" type="radio"/> | <input type="radio"/>            |
| If User2 sends an email message that contains five credit card numbers to orders@adatum.com, the message will be encrypted and delivered. | <input type="radio"/>            | <input checked="" type="radio"/> |

#### NEW QUESTION 97

HOTSPOT - (Topic 1)

You have a Microsoft 365 E5 tenant.

Data loss prevention (DLP) policies are applied to Exchange email, SharePoint sites, and OneDrive accounts locations.

You need to use PowerShell to retrieve a summary of the DLP rule matches from the last seven days.

Which PowerShell module and cmdlet should you use? To answer, select the appropriate options in the answer area.

NOTE: Each correct selection is worth one point.

Module: 

Azure Active Directory (Azure AD)  
Exchange Online  
SharePoint Online

Cmdlet: 

Get-DlpDetailReport  
Get-DlpDetectionsReport  
Get-DlpPolicy  
Get-DlpSiDetectionsReport

- A. Mastered  
B. Not Mastered

Answer: A

Explanation:

Module:

▼

Azure Active Directory (Azure AD)

Exchange Online

SharePoint Online

Cmdlet:

▼

Get-DlpDetailReport

Get-DlpDetectionsReport

Get-DlpPolicy

Get-DlpSiDetectionsReport

**NEW QUESTION 100**

HOTSPOT - (Topic 1)

You have a Microsoft 365 E5 subscription.

You are implementing insider risk management

You need to create an insider risk management notice template and format the message body of the notice template.

How should you configure the template? To answer, select the appropriate options in the answer area.

NOTE: Each correct selection is worth one point.

**Answer Area**

Use the:

Microsoft Purview compliance portal

▼

Microsoft 365 admin center

Microsoft 365 Defender portal

Microsoft Entra admin center

Microsoft Purview compliance portal

Format in:

HTML

▼

HTML

Markdown

RTF

XML

- A. Mastered
- B. Not Mastered

**Answer: A**

**Explanation:**

**Answer Area**

Use the:

Microsoft Purview compliance portal

▼

Microsoft 365 admin center

Microsoft 365 Defender portal

Microsoft Entra admin center

Microsoft Purview compliance portal

Format in:

HTML

▼

HTML

Markdown

RTF

XML

**NEW QUESTION 101**

HOTSPOT - (Topic 1)

You have a Microsoft 365 E5 subscription that contains a user named User1 and the groups shown in the following table.

| Name   | Type                  |
|--------|-----------------------|
| Group1 | Microsoft 365         |
| Group2 | Distribution          |
| Group3 | Mail-enabled security |
| Group4 | Security              |

You plan to create a communication compliance policy named Policy1.

You need to identify whose communications can be monitored by Policy1, and who can be assigned the Reviewer role for Policy1. Who should you identify? To answer, select the appropriate options in the answer area. NOTE: Each correct selection is worth one point.

**Answer Area**

Policy1 can monitor the communications of:

- User1, Group1, Group2, and Group3 only
- User1 only
- User1, Group1, and Group2 only
- User1, Group2, and Group3 only
- User1, Group1, Group2, and Group3 only**
- User1, Group1, Group2, Group3, and Group4

The Reviewer role for Policy1 can be assigned to:

- User1, Group1, Group3, and Group4 only
- User1 only
- User1 and Group4 only
- User1, Group3 and Group4 only
- User1, Group1, Group3, and Group4 only**
- User1, Group1, Group2, Group3, and Group4

- A. Mastered
- B. Not Mastered

**Answer:** A

**Explanation:**

**Answer Area**

Policy1 can monitor the communications of:

- User1, Group1, Group2, and Group3 only
- User1 only
- User1, Group1, and Group2 only
- User1, Group2, and Group3 only
- User1, Group1, Group2, and Group3 only**
- User1, Group1, Group2, Group3, and Group4

The Reviewer role for Policy1 can be assigned to:

- User1, Group1, Group3, and Group4 only
- User1 only
- User1 and Group4 only
- User1, Group3 and Group4 only
- User1, Group1, Group3, and Group4 only**
- User1, Group1, Group2, Group3, and Group4

**NEW QUESTION 105**

- (Topic 1)

You have a Microsoft 365 subscription.

You have a team named Team1 in Microsoft Teams. You plan to place all the content in Team1 on hold.

You need to identify which mailbox and which Microsoft SharePoint site collection are associated to Team1.

Which cmdlet should you use?

- A. Get-UnifiedGroup
- B. Get-MailUser
- C. Get-TeamChannel
- D. Get-Team

**Answer:** D

**NEW QUESTION 108**

- (Topic 1)

You have a Microsoft 365 E5 subscription that contains a user named User1 and a Microsoft SharePoint Online site named Site 1. You create the alert policy shown in the following exhibit.

New alert policy

✔ Name your alert

✔ Create alert settings

✔ Set your recipients

Review your settings

NameAlertPolicy1

DescriptionAdd a description

SeverityMedium

CategoryOthers

FilterActivity is Uploaded file and File extension is Like any of

AggregationTrigger an alert when any activity ma

ScopeAll users

RecipientsUser1@sk220416.onmicrosoft.com

Daily notification limitDo not send email notifications

Do you want to turn the policy on right away?

☒ Yes, turn it on right away.

☐ No, keep it off, I will turn it on later.

Back

Finish

Cancel

Edit

To Site1, User1 uploads the files shown in the following table.

| Name       | Upload time (hh:mm:ss) |
|------------|------------------------|
| File1.docx | 8:00:00                |
| File2.docx | 8:00:40                |
| File3.xlsx | 8:01:30                |
| File4.docx | 8:04:50                |
| File5.docx | 8:05:10                |

For each of the following statements, select Yes if the statement is true. Otherwise, select No. NOTE: Each correct selection is worth one point.  
How many alerts will be generated in response to the file uploads?

- A. 1
- B. 2
- C. 3
- D. 4
- E. 5

Answer: C

NEW QUESTION 112

- (Topic 1)  
You have a Microsoft 365 E5 tenant.  
You create a data loss prevention (DLP) policy.  
You need to ensure that the policy protects documents in Microsoft Teams chat sessions. Which location should you enable in the policy?

- A. OneDrive accounts
- B. Teams chat and channel messages
- C. Exchange email
- D. SharePoint sites

Answer: A

NEW QUESTION 116

HOTSPOT - (Topic 1)  
You have a data loss prevention (DLP) policy that has the advanced DLP rules shown in the following table.

Passing Certification Exams Made Easy

visit - <https://www.surepassexam.com>

| Name  | Priority | Actions  |
|-------|----------|--|
| Rule1 | 0        | <ul style="list-style-type: none"> <li>• Notify users with email and policy tips</li> <li>• User overrides: Off</li> </ul>   |
| Rule2 | 1        | <ul style="list-style-type: none"> <li>• Notify users with email and policy tips</li> <li>• Restrict access to the content</li> <li>• User overrides: Off</li> </ul> |
| Rule3 | 2        | <ul style="list-style-type: none"> <li>• Notify users with email and policy tips</li> <li>• Restrict access to the content</li> <li>• User overrides: On</li> </ul>  |
| Rule4 | 3        | <ul style="list-style-type: none"> <li>• Notify users with email and policy tips</li> <li>• Restrict access to the content</li> <li>• User overrides: Off</li> </ul> |

You need to identify which rules will apply when content matches multiple advanced DLP rules.

Which rules should you identify? To answer, select the appropriate options in the answer area.  
 NOTE: Each correct selection is worth one point.

If content matches Rule1, Rule2, and Rule3:
 

Only Rule1 takes effect

Only Rule2 takes effect

Only Rule3 takes effect

Rule1, Rule2, and Rule3 take effect

If content matches Rule2, Rule3, and Rule4:
 

Only Rule2 takes effect

Only Rule3 takes effect

Only Rule4 takes effect

Only Rule2 and Rule4 take effect

Rule2, Rule3, and Rule4 take effect

- A. Mastered
- B. Not Mastered

Answer: A

Explanation:  
 Graphical user interface, text Description automatically generated

**NEW QUESTION 119**  
 HOTSPOT - (Topic 1)  
 You have a Microsoft 365 E5 subscription that contains the devices shown in the following table.

| Name    | Platform   | Microsoft Intune |
|---------|------------|------------------|
| Device1 | Windows 11 | Not enrolled     |
| Device2 | macOS      | Enrolled         |

You need to onboard the devices to Microsoft Purview. The solution must ensure that you can apply Endpoint data loss prevention (Endpoint DLP) policies to the devices. What can you use to onboard each device? To answer, select the appropriate options in the answer area.  
 NOTE: Each correct selection is worth one point.

Answer Area
 

Device1:
 

The Company Portal app only

Microsoft Endpoint Manager only

A local script and Group Policy only

The Company Portal app and Microsoft Endpoint Manager only

A local script, Group Policy, and Microsoft Endpoint Manager

Device2:
 

The Company Portal app only

A local script only

Microsoft Endpoint Manager only

A local script and Microsoft Endpoint Manager only

The Company Portal app and Microsoft Endpoint Manager only

The Company Portal app, a local script, and Microsoft Endpoint Manager

Passing Certification Exams Made Easy

visit - <https://www.surepassexam.com>

- A. Mastered
- B. Not Mastered

Answer: A

Explanation:

Answer Area

Device1:

The Company Portal app only

Microsoft Endpoint Manager only

A local script and Group Policy only

The Company Portal app and Microsoft Endpoint Manager only

A local script, Group Policy, and Microsoft Endpoint Manager

Device2:

The Company Portal app only

A local script only

Microsoft Endpoint Manager only

A local script and Microsoft Endpoint Manager only

The Company Portal app and Microsoft Endpoint Manager only

The Company Portal app, a local script, and Microsoft Endpoint Manager

NEW QUESTION 124

HOTSPOT - (Topic 1)

You have a Microsoft 365 E5 subscription.  
You have a Microsoft Office 365 Advanced Message Encryption branding template named OME1.  
You need to create a Microsoft Exchange Online mail flow rule to apply OME1 to email.  
How should you configure the rule? To answer, select the appropriate options in the answer area.  
NOTE: Each correct selection is worth one point.

Answer Area

Apply this rule if:

To apply custom branding to OME1 messages:

A message header

The message properties

The recipient

The sender

Contains any of these sensitive info types

Has specific properties including any of these words

Includes the classification

Includes the importance level

Is external/internal

To apply custom branding to OME1 messages:

Apply a disclaimer to the message.

Modify the message properties.

Modify the message security.

Redirect the message.

- A. Mastered
- B. Not Mastered

Answer: A

Explanation:

Answer Area

Apply this rule if:

To apply custom branding to OME1 messages:

A message header

The message properties

The recipient

The sender

Contains any of these sensitive info types

Has specific properties including any of these words

Includes the classification

Includes the importance level

Is external/internal

To apply custom branding to OME1 messages:

Apply a disclaimer to the message.

Modify the message properties.

Modify the message security.

Redirect the message.

NEW QUESTION 128

- (Topic 1)

You have a Microsoft 365 E5 subscription that contains the adaptive scopes shown in the following table.

| Name   | Type                    | Query                      |
|--------|-------------------------|----------------------------|
| Scope1 | Users                   | FirstName starts with User |
| Scope2 | SharePoint Online sites | SiteTitle starts with Site |

You create the retention policies shown in the following table.

| Name     | Type     | Location             |
|----------|----------|----------------------|
| RPolicy1 | Adaptive | Scope1               |
| RPolicy2 | Adaptive | Scope2               |
| RPolicy3 | Static   | Microsoft 365 groups |

Which retention policies support a preservation lock?

- A. RPolicy2only
- B. RPolicy3only
- C. RPolicy1I and RPolicy2 only
- D. RPolicy1 and RPolicy3 only
- E. RPolicy1, RPolicy2, and RPolicy3

**Answer:** D

#### NEW QUESTION 130

HOTSPOT - (Topic 1)

You need to implement a solution to encrypt email. The solution must meet the compliance requirements.

What should you create in the Exchange admin center and the Microsoft 365 compliance center? To answer, select the appropriate options in the answer area.

NOTE: Each correct selection is worth one point.

Exchange admin center:

▼

A connector  
A DLP policy  
A mail flow rule  
An organization sharing relationship

Microsoft 365 compliance center:

▼

An auto-labeling policy  
A DLP policy  
A custom sensitive info type  
A sensitivity label

- A. Mastered
- B. Not Mastered

**Answer:** A

#### Explanation:

Graphical user interface, text, application Description automatically generated

Users must be able to manually select that email messages are sent encrypted. The encryption will use Office 365 Message Encryption (OME) v2. Any email containing an attachment that has the Fabrikam Confidential sensitivity label applied must be encrypted automatically by using OME.

#### NEW QUESTION 134

- (Topic 1)

Your company manufactures parts that are each assigned a unique 12-character alphanumeric serial number. Emails between the company and its customers refer in the serial number.

You need to ensure that all Microsoft Exchange Online emails containing the serial numbers are retained for five years.

Which three objects should you create? Each correct answer presents part of the solution.

NOTE: Each correct selection is worth one point.

- A. a trainable classifier
- B. a sensitive info type
- C. a retention polity
- D. a data loss prevention (DLP) policy
- E. an auto-labeling policy
- F. a retention label
- G. a sensitivity label

**Answer:** BEF

#### Explanation:

Reference:

<https://docs.microsoft.com/en-us/microsoft-365/compliance/sensitive-information-type-learn-about?view=o365-worldwide>

<https://docs.microsoft.com/en-us/microsoft-365/compliance/apply-sensitivity-label-automatically?view=o365-worldwide>

<https://docs.microsoft.com/en-us/microsoft-365/compliance/retention?view=o365-worldwide>

**NEW QUESTION 137**

HOTSPOT - (Topic 1)

You use project codes that have a format of three alphabetical characters that represent the project type, followed by three digits, for example Abc123. You need to create a new sensitive info type for the project codes.

How should you configure the regular expression to detect the content? To answer, select the appropriate options in the answer area.

NOTE: Each correct selection is worth one point.

(\s)(

[aA]{3}

[abc]{3}

[alpha]{3}

[a-zA-Z]{3}

\(

d{000-999}

d{123}

d{3}

) (\s)

- A. Mastered
- B. Not Mastered

Answer: A

Explanation:

(\s)(

[aA]{3}

[abc]{3}

[alpha]{3}

[a-zA-Z]{3}

\(

d{000-999}

d{123}

d{3}

) (\s)

**NEW QUESTION 138**

HOTSPOT - (Topic 1)

You have a Microsoft 365 E5 tenant.

You need to create a custom trainable classifier that will detect product order forms. The solution must use the principle of least privilege.

What should you do first? To answer, select the appropriate options in the answer area. NOTE: Each correct selection is worth one point.

Answer Area

Action to perform: 

Create an Exact Data Match (EDM) schema

Create an Exact Data Match (EDM) schema

Import a data loss prevention (DLP) rule package.

Start the opt-in process.

To perform the action, assign the role of: 

Compliance Administrator

Compliance Administrator

Global Administrator

Security Administrator

- A. Mastered
- B. Not Mastered

Answer: A

Explanation:

Answer Area

Action to perform: 

Create an Exact Data Match (EDM) schema

Create an Exact Data Match (EDM) schema

Import a data loss prevention (DLP) rule package.

Start the opt-in process.

To perform the action, assign the role of: 

Compliance Administrator

Compliance Administrator

Global Administrator

Security Administrator

**NEW QUESTION 141**

HOTSPOT - (Topic 1)

You have a Microsoft 365 E5 tenant.

You create sensitivity labels as shown in the Sensitivity Labels exhibit.

+ Create a label    Publish labels    Refresh

| Name           |     | Order       | Scope       |
|----------------|-----|-------------|-------------|
| Public         | ... | 0 – lowest  | File, Email |
| General        | ... | 1           | File, Email |
| – Confidential | ... | 2           | File, Email |
| Internal       | ... | 3           | File, Email |
| External       | ... | 4 – highest | File, Email |

The Confidential/External sensitivity label is configured to encrypt files and emails when applied to content.  
The sensitivity labels are published as shown in the Published exhibit.

Sensitivity Policy1

Edit policy    Delete policy

Name

Sensitivity Policy1

Description

Published labels

Public  
General  
External/External  
Internal/Internal  
Confidential

Published to

All

Policy settings

Users must provide justification to remove a label or lower its classification

For each of the following statements, select Yes if the statement is true. Otherwise, select No.  
NOTE: Each correct selection is worth one point.

| Statements  | Yes                   | No                    |
|---|-----------------------|-----------------------|
| The Internal sensitivity label inherits all the settings from the Confidential label.   | <input type="radio"/> | <input type="radio"/> |
| Users must provide justification if they change the label of content from Confidential/Internal to Confidential/External.                               | <input type="radio"/> | <input type="radio"/> |
| Content that has the Confidential/External label applied will retain the encryption settings if the sensitivity label is removed from the label policy. | <input type="radio"/> | <input type="radio"/> |

- A. Mastered
- B. Not Mastered

Answer: A

**Explanation:**

| Statements  | Yes                              | No                               |
|---|----------------------------------|----------------------------------|
| The Internal sensitivity label inherits all the settings from the Confidential label.   | <input type="radio"/>            | <input checked="" type="radio"/> |
| Users must provide justification if they change the label of content from Confidential/Internal to Confidential/External.                               | <input type="radio"/>            | <input checked="" type="radio"/> |
| Content that has the Confidential/External label applied will retain the encryption settings if the sensitivity label is removed from the label policy. | <input checked="" type="radio"/> | <input type="radio"/>            |

#### NEW QUESTION 142

- (Topic 1)

Note: This question is part of a series of questions that present the same scenario. Each question in the series contains a unique solution that might meet the stated goals. Some question sets might have more than one correct solution, while others might not have a correct solution.

After you answer a question in this section, you will NOT be able to return to it. As a result, these questions will not appear in the review screen.

You have a Microsoft 365 tenant and 500 computers that run Windows 10. The computers are onboarded to the Microsoft 365 compliance center.

You discover that a third-party application named Tailspin\_scanner.exe accessed protected sensitive information on multiple computers. Tailspin\_scanner.exe is installed locally on the computers.

You need to block Tailspin\_scanner.exe from accessing sensitive documents without preventing the application from accessing other documents.

Solution: From the Microsoft 365 Endpoint data loss prevention (Endpoint DLP) settings, you add a folder path to the file path exclusions.

Does this meet the goal?

- A. Yes
- B. No

**Answer: B**

**Explanation:**

Folder path to the file path exclusions excludes certain paths and files from DLP monitoring.

Use the unallowed apps list instead.

Reference:

<https://docs.microsoft.com/en-us/microsoft-365/compliance/endpoint-dlp-using?view=o365-worldwide>

#### NEW QUESTION 145

- (Topic 1)

Note: This question is part of a series of questions that present the same scenario. Each question in the series contains a unique solution that might meet the stated goals. Some question sets might have more than one correct solution, while others might not have a correct solution.

After you answer a question in this section, you will NOT be able to return to it. As a result, these questions will not appear in the review screen.

You recently discovered that the developers at your company emailed Azure Storage keys in plain text to third parties.

You need to ensure that when Azure Storage keys are emailed, the emails are encrypted. Solution: You configure a mail flow rule that matches the text patterns.

Does this meet the goal?

- A. Yes
- B. No

**Answer: B**

**Explanation:**

Reference:

<https://docs.microsoft.com/en-us/exchange/policy-and-compliance/mail-flow-rules/conditions-and-exceptions?view=exchserver-2019>

#### NEW QUESTION 150

- (Topic 1)

You have a Microsoft 365 tenant that contains the users shown in the following table.

| Name  | Role                     |
|-------|--------------------------|
| User1 | Global administrator     |
| User2 | Security administrator   |
| User3 | Compliance administrator |
| User4 | Search administrator     |

You configure a retention label to trigger a disposition review at the end of the retention period.

Which users can access the Disposition tab in the Microsoft 365 compliance center to review the content?

- A. User1 only
- B. User2 only
- C. User3 only
- D. User1 and User3

E. User3 and User4

**Answer:** C

**Explanation:**

Reference:

D18912E1457D5D1DDCBD40AB3BF70D5D

<https://docs.microsoft.com/en-us/microsoft-365/security/office-365-security/permissions-in-the-security-andcompliance-center?view=o365-worldwide>

#### NEW QUESTION 154

- (Topic 1)

You need to recommend a solution to configuration the Microsoft 365 Records management settings by using the CSV file must meet the compliance requirements.

What should you recommend?

- A. From the Microsoft 365 compliance center, import the CSV file to a file plan.
- B. Use EdmUploadAgent.exe to upload a hash of the CSV to a datastore.
- C. Use a PowerShell command that pipes the import csv cmdlet to the New- RetentionPolicy cmdlet.
- D. Use a PowerShell command that pipes the import-csv cmdlet to the New-Label cmdlet.

**Answer:** A

**Explanation:**

Reference:

<https://docs.microsoft.com/en-us/microsoft-365/compliance/file-plan-manager?view=o365-worldwide#import-retention-labels-into-your-file-plan>

#### NEW QUESTION 158

- (Topic 1)

You have a Microsoft 365 subscription.

You have a user named User1. Several users have full access to the mailbox of User1. Some email messages sent to User1 appear to have been read and deleted before the user viewed them.

When you search the audit log in the Microsoft Purview compliance portal to identify who signed in to the mailbox of User1, the results are blank.

You need to ensure that you can view future sign-ins to the mailbox of User1.

YOU run the Set-MailboxFolderPernission -Identity "User1" -User User1fcontoso.com - AccessRights Owner command.

Does that meet the goal?

- A. Yes
- B. No

**Answer:** B

#### NEW QUESTION 163

HOTSPOT - (Topic 1)

You create a data loss prevention (DLP) policy that meets the following requirements:

? Prevents guest users from accessing a sensitive document shared during a Microsoft Teams chat

? Prevents guest users from accessing a sensitive document stored in a Microsoft Teams channel

Which location should you select for each requirement? To answer, select the appropriate options in the answer area.

NOTE: Each correct selection is worth one point.

Prevents guest users from accessing a sensitive

document shared during a Microsoft Teams chat:

|                                 |   |
|---------------------------------|---|
|                                 | ▼ |
| Exchange email                  |   |
| OneDrive accounts               |   |
| SharePoint sites                |   |
| Teams chat and channel messages |   |

Prevents guest users from accessing a sensitive

document stored in a Microsoft Teams channel:

|                                 |   |
|---------------------------------|---|
|                                 | ▼ |
| Exchange email                  |   |
| OneDrive accounts               |   |
| SharePoint sites                |   |
| Teams chat and channel messages |   |

- A. Mastered
- B. Not Mastered

**Answer:** A

**Explanation:**

Prevents guest users from accessing a sensitive document shared during a Microsoft Teams chat:

|                                 |
|---------------------------------|
| Exchange email                  |
| OneDrive accounts               |
| SharePoint sites                |
| Teams chat and channel messages |

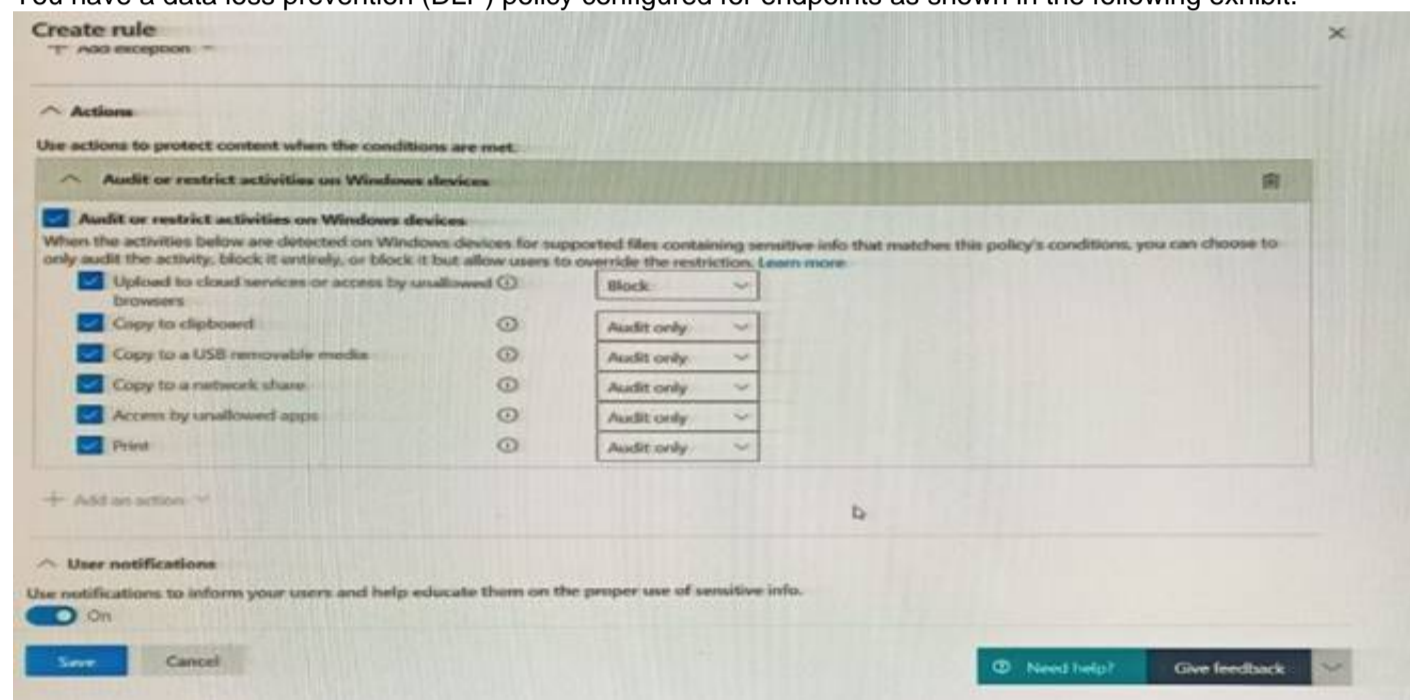
Prevents guest users from accessing a sensitive document stored in a Microsoft Teams channel:

|                                 |
|---------------------------------|
| Exchange email                  |
| OneDrive accounts               |
| SharePoint sites                |
| Teams chat and channel messages |

#### NEW QUESTION 168

- (Topic 1)

You have a data loss prevention (DLP) policy configured for endpoints as shown in the following exhibit.



From a computer named Computer1, 3 user can sometimes upload files to cloud services and sometimes cannot. Other users experience the same issue. What are two possible causes of the issue? Each correct answer presents a complete solution. NOTE: Each correct selection is worth one point.

- A. The Access by unallowed apps action is set to Audit only.
- B. The computers are NOT onboarded to the Microsoft 365 compliance center.
- C. The Copy to clipboard action is set to Audit only.
- D. There are file path exclusions in the Microsoft 365 Endpoint data loss prevention (Endpoint DIP) settings.
- E. The unallowed browsers in the Microsoft 365 Endpoint data loss prevention (Endpoint DLP) settings are NOT configured.

**Answer: DE**

#### NEW QUESTION 171

- (Topic 1)

You have a Microsoft 365 tenant that has a retention label policy. You need to configure the policy to meet the following requirements:

- Prevent the disabling or deletion of the policy.
- Ensure that new labels can be added.
- Prevent the removal of labels.

What should you do?

- A. Import a file plan.
- B. Enable insider risk management.
- C. Enable the regulatory record options.
- D. Create a preservation lock.


**Answer: D**

#### NEW QUESTION 173

DRAG DROP - (Topic 1)

You need to recommend a solution that meets the sales requirements.

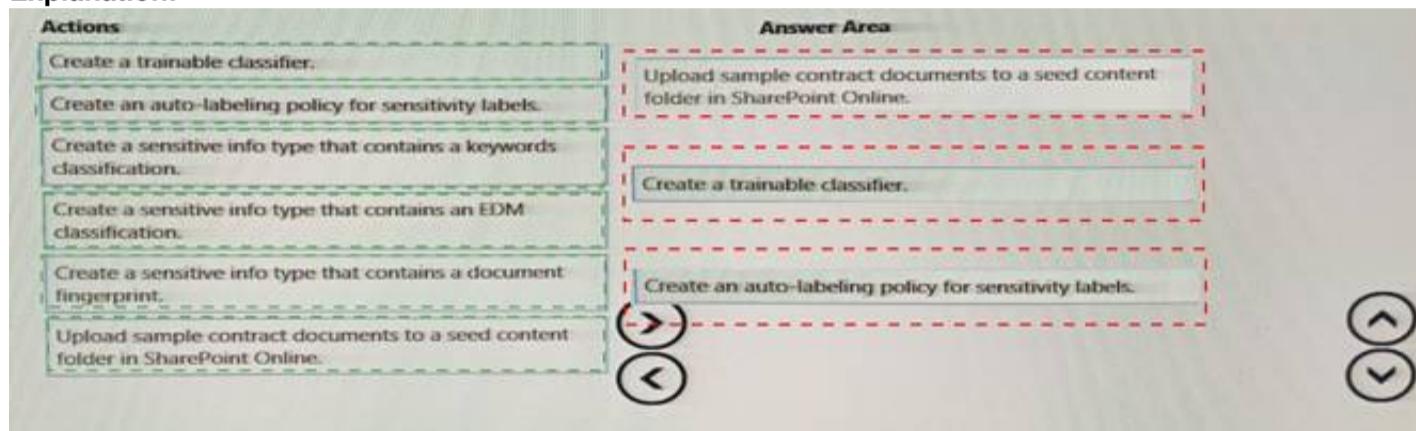
Which three actions should you perform in sequence? To answer, move the appropriate actions from the list of actions to the answer area and arrange them in the correct order.



- A. Mastered
- B. Not Mastered

**Answer: A**

**Explanation:**



#### NEW QUESTION 175

- (Topic 1)

You have a Microsoft 365 subscription.

You need to be notified by email whenever an administrator starts an eDiscovery search. What should you do from the Microsoft Purview compliance portal?

- A. From eDiscovery, create an eDiscovery case.
- B. From Policies, create an alert policy.
- C. From Records management, create event type.
- D. From Content search, create a new search.

**Answer: B**

#### NEW QUESTION 179

- (Topic 1)

You are creating a data loss prevention (DLP) policy that will apply to all available locations. You configure an advanced DLP rule in the policy. Which type of condition can you use in the rule?

- A. Keywords
- B. Content search query
- C. Sensitive info type
- D. Sensitive label

**Answer: A**

#### NEW QUESTION 183

- (Topic 1)

You have a Microsoft 365 tenant.

You discover that email does NOT use Microsoft Office 365 Message Encryption (OME). You need to ensure that OME can be applied to email. What should you do first?

- A. Enable Microsoft Defender for Office 365.
- B. Activate Azure Information Protection.
- C. Activate Azure Rights Management (Azure RMS).
- D. Create an Azure key vault.

**Answer: C**

**Explanation:**

Reference:

<https://docs.microsoft.com/en-us/microsoft-365/compliance/set-up-new-message-encryption-capabilities?view=o365-worldwide>

#### NEW QUESTION 188

- (Topic 1)

You have a Microsoft 365 tenant that uses Microsoft Office 365 Message Encryption (OME).

You need to ensure that any emails containing attachments and sent to user1@contoso.com are encrypted automatically by using OME. What should you do?

- A. From the Exchange admin center, create a new sharing policy.
- B. From the Microsoft 365 security center, create a Safe Attachments policy.
- C. From the Exchange admin center, create a mail flow rule.
- D. From the Microsoft 365 compliance center, configure an auto-apply retention label policy.

**Answer:** C

**Explanation:**

You can create mail flow rules to help protect email messages you send and receive. You can set up rules to encrypt any outgoing email messages and remove encryption from encrypted messages coming from inside your organization or from replies to encrypted messages sent from your organization.

Reference:

<https://docs.microsoft.com/en-us/microsoft-365/compliance/define-mail-flow-rules-to-encrypt-email?view=o365-worldwide>

**NEW QUESTION 193**

HOTSPOT - (Topic 1)

You plan to implement Microsoft 365 Endpoint data loss prevention (Endpoint DLP).

You need to identify which end user activities can be audited on the endpoints, and which activities can be restricted on the endpoints.

What should you identify for each activity? To answer, select the appropriate options in the answer area.

NOTE: Each correct selection is worth one point.

Print a protected document:

Can be audited only

Can be restricted only

Can be audited and restricted

Create a document in a monitored location:

Can be audited only

Can be restricted only

Can be audited and restricted

Copy a protected document to USB removable media:

Can be audited only

Can be restricted only

Can be audited and restricted

- A. Mastered
- B. Not Mastered

**Answer:** A

**Explanation:**

Print a protected document:

Can be audited only

Can be restricted only

Can be audited and restricted

Create a document in a monitored location:

Can be audited only

Can be restricted only

Can be audited and restricted

Copy a protected document to USB removable media:

Can be audited only

Can be restricted only

Can be audited and restricted

**NEW QUESTION 196**

#### HOTSPOT - (Topic 1)

You have a Microsoft 365 E5 subscription.

You need to deploy a compliance solution that meets the following requirements:

- Prevents users from performing data transfers that breach local regulations
- Minimizes effort to respond to requests for a user's personal data

What should you use in the Microsoft Purview compliance portal? To answer, select the appropriate options in the answer area.

NOTE: Each correct selection is worth one point.

##### Answer Area

To prevent users from performing data transfers that breach local regulations:

Information barriers  
 Communication compliance  
**Information barriers**  
 Insider risk management  
 Privacy risk management

To minimize effort to respond to requests for a user's personal data:

Subject rights request  
 Data loss prevention (DLP)  
 eDiscovery  
 Records management  
**Subject rights request**

- A. Mastered  
 B. Not Mastered

**Answer: A**

**Explanation:**

##### Answer Area

To prevent users from performing data transfers that breach local regulations:

Information barriers  
 Communication compliance  
**Information barriers**  
 Insider risk management  
 Privacy risk management

To minimize effort to respond to requests for a user's personal data:

Subject rights request  
 Data loss prevention (DLP)  
 eDiscovery  
 Records management  
**Subject rights request**

#### NEW QUESTION 201

- (Topic 1)

You have a Microsoft SharePoint Online site named Site1 that contains a document library. The library contains more than 1,000 documents. Some of the documents are job applicant resumes. All the documents are in the English language.

You plan to apply a sensitivity label automatically to any document identified as a resume. Only documents that contain work experience, education, and accomplishments must be labeled automatically.

You need to identify and categorize the resumes. The solution must minimize administrative effort.

What should you include in the solution?

- A. a trainable classifier  
 B. a keyword dictionary OC.  
 C. a function  
 D. an exact data match (EDM) classifier

**Answer: A**

#### NEW QUESTION 202

- (Topic 1)

You have a Microsoft SharePoint Online site that contains employee contracts in a document library named Contracts.

The contracts must be treated as records in accordance with your company's records management policy.

You need to implement a solution to automatically mark all the contracts as records when they are uploaded to Contracts.

Which two actions should you perform? Each correct answer presents part of the solution. (Choose two.)

NOTE: Each correct selection is worth one point.

- A. Create a sensitivity label.  
 B. Create a retention label.  
 C. Configure a default label on the Contracts document library.  
 D. Create a retention policy.  
 E. Create a SharePoint Records Center.  
 F. Create a retention lock.

**Answer: BC**

**Explanation:**

Reference:

<https://docs.microsoft.com/en-us/microsoft-365/compliance/create-apply-retention-labels?view=o365-worldwide>

#### NEW QUESTION 204

- (Topic 1)

You have a Microsoft 365 E5 subscription.

You are implementing insider risk management.

You need to maximize the amount of historical data that is collected when an event is triggered.

What is the maximum number of days that historical data can be collected?

- A. 30
- B. 60
- C. 90
- D. 180

**Answer: D**

#### NEW QUESTION 205

DRAG DROP - (Topic 1)

You have a Microsoft 365 tenant that uses data loss prevention (DLP). You have a custom employee information form named Template 1.docx.

You need to create a classification rule package based on the document fingerprint of Template1.docx.

Which three actions should you perform in sequence? To answer, move the appropriate actions from the list of actions to the answer area and arrange them in the correct order.

| Actions   | Answer Area |
|---|-------------|
| Run the Set-DlpSensitiveInformationType cmdlet.                                   |             |
| Create a variable that contains the result of the New-DlpFingerprint cmdlet.      |             |
| Run the New-DlpSensitiveInformationType cmdlet.                                   |             |
| Create a variable that contains the result of the Get-Content cmdlet.             |             |
| Create a variable that contains the result of the Get-ContentFilterPhrase cmdlet. |             |

- A. Mastered
- B. Not Mastered

**Answer: A**

**Explanation:**

| Actions   | Answer Area  |
|---|--|
| Run the Set-DlpSensitiveInformationType cmdlet.                                   | Create a variable that contains the result of the Get-Content cmdlet.        |
| Create a variable that contains the result of the New-DlpFingerprint cmdlet.      | Create a variable that contains the result of the New-DlpFingerprint cmdlet. |
| Run the New-DlpSensitiveInformationType cmdlet.                                   | Run the New-DlpSensitiveInformationType cmdlet.                              |
| Create a variable that contains the result of the Get-Content cmdlet.             |  |
| Create a variable that contains the result of the Get-ContentFilterPhrase cmdlet. |  |

#### NEW QUESTION 209

- (Topic 1)

You have a Microsoft 365 E5 subscription.

You need to identify personal data stored in the subscription and control the transfer of personal data between users and groups.

Which type of license should you acquire?

- A. Microsoft Purview Audit (Premium)
- B. Priva Privacy Risk Management
- C. Microsoft 365 E5 Compliance
- D. Priva Subject Rights Requests

**Answer: C**

#### NEW QUESTION 212

- (Topic 1)

Note: This question is part of a series of questions that present the same scenario. Each question in the series contains a unique solution that might meet the stated goals. Some question sets might have more than one correct solution, while others might not have a correct solution.

After you answer a question in this section, you will NOT be able to return to it as a result, these questions will not appear in the review screen.

You are configuring a file policy in Microsoft Defender for Cloud Apps.

You need to configure the policy to apply to all files. Alerts must be sent to every file owner who is affected by the policy. The policy must scan for credit card numbers, and alerts must be sent to the Microsoft Teams site of the affected department.

Solution: You use the Built-in DIP inspection method and send alerts to Microsoft Power Automate.

Does this meet the goal?

- A. Yes
- B. No

**Answer:** A

#### NEW QUESTION 213

- (Topic 1)

You have a Microsoft 365 tenant that uses the following sensitivity labels:

- \* Confidential
- \* Internal
- \* External

The labels are published by using a label policy named Policy1.

Users report that Microsoft Office for the web apps do not display the Sensitivity button. The Sensitivity button appears in Microsoft 365 Apps that are installed locally.

You need to ensure that the users can apply sensitivity labels to content when they use Office for the web apps.

Solution: You run the Execute-AzureAdLabelSync cmdlet. Does this meet the goal?

- A. Yes
- B. No

**Answer:** A

#### NEW QUESTION 218

- (Topic 1)

You have a Microsoft 365 E5 tenant that contains a Microsoft SharePoint Online document library named Library 1.

You need to declare a collection of files that are stored in Library1 as regulatory records. What should you use?

- A. a sensitivity label policy
- B. data loss prevention (DLP) policy
- C. a retention policy
- D. a retention label policy

**Answer:** D

#### NEW QUESTION 223

- (Topic 1)

Each product group at your company must show a distinct product logo in encrypted emails instead of the standard Microsoft Office 365 logo.

What should you do to create the branding templates?

- A. Create a Transport rule.
- B. Create an RMS template.
- C. Run the Set-IRMConfiguration cmdlet.
- D. Run the New-OMEConfiguration cmdlet.

**Answer:** D

#### Explanation:

Reference:

<https://docs.microsoft.com/en-us/microsoft-365/compliance/add-your-organization-brand-to-encryptedmessages?view=o365-worldwide>

#### NEW QUESTION 225

- (Topic 1)

You are planning a data loss prevention (DLP) solution that will apply to computers that run Windows 10.

You need to ensure that when users attempt to copy a file that contains sensitive information to a USB storage device, the following requirements are met:

- \* If the users are members of a group named Group1, the users must be allowed to copy the file, and an event must be recorded in the audit log.
- \* All other users must be blocked from copying the file. What should you create?

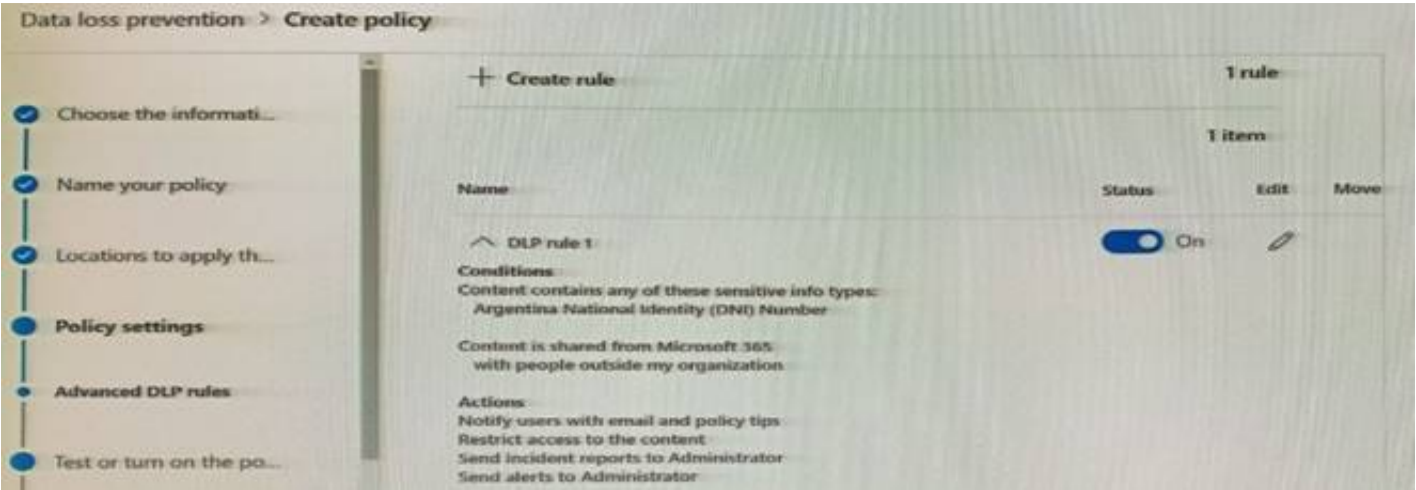
- A. one DLP policy that contains one DLP rule
- B. two DLP policies that each contains one DLP rule
- C. one DLP policy that contains two DLP rules

**Answer:** B

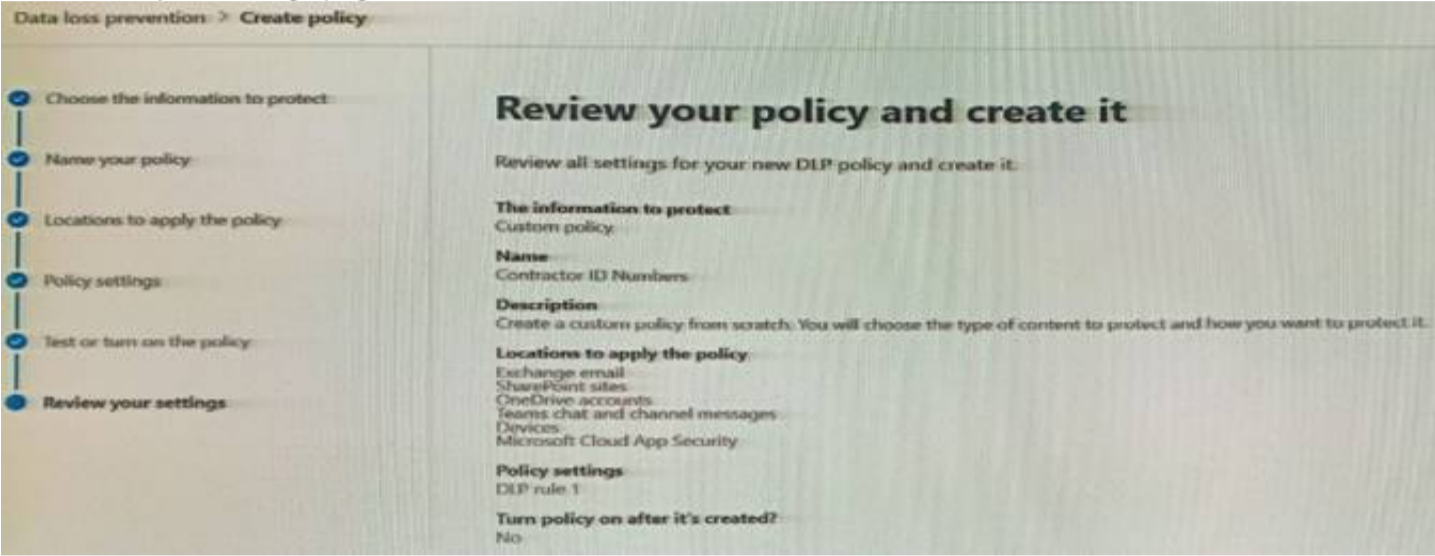
#### NEW QUESTION 226

- (Topic 1)

You create a data loss prevention (DLP) policy. The Advanced DLP rules page is shown in the Rules exhibit.



The Review your settings page is shown in the review exhibit.



You need to review the potential impact of enabling the policy without applying the actions. What should you do?

- A. Edit the policy, remove all the actions in DLP rule 1, and select I'd like to test it out first.
- B. Edit the policy, remove the Restrict access to the content and Send incident report to Administrator actions, and then select Yes, turn it on right away.
- C. Edit the policy, remove all the actions in DLP rule 1, and select Yes, turn it on right away.
- D. Edit the policy, and then select I'd like to test it out first.

**Answer: D**

**Explanation:**

Reference:

<https://docs.microsoft.com/en-us/microsoft-365/compliance/create-a-dlp-policy-from-a-template?view=o365-worldwide>

**NEW QUESTION 231**

DRAG DROP - (Topic 2)

You need to meet the technical requirements for the Site1 documents.

Which three actions should you perform in sequence? To answer, move the appropriate actions from the list of actions to the answer area and arrange them in the correct order.

**Actions**

Create a retention label.

Create a sensitivity label.

Create a sensitive info type.

Create an auto-labeling policy.

Wait 24 hours and then turn on the policy.

**Answer Area**

⬅
➡

⬆
⬇

- A. Mastered
- B. Not Mastered

**Answer: A**

**Explanation:**

## Actions

- Create a retention label.
- Create a sensitivity label.
- Create a sensitive info type.
- Create an auto-labeling policy.
- Wait 24 hours and then turn on the policy.

## Answer Area

Create a sensitive info type.

Create a sensitivity label.

Create an auto-labeling policy.

⬅
⬆

### NEW QUESTION 232

- (Topic 2)

You need to meet the technical requirements for the Site3 documents. What should you create?

- A. a retention label policy and a retention label that uses an event
- B. a sensitive info type that uses a dictionary and a sensitivity label
- C. a sensitive info type that uses a regular expression and a sensitivity label
- D. a retention policy that has Only delete items when they reach a certain age selected

**Answer:** D

#### Explanation:

Reference:

<https://docs.microsoft.com/en-us/microsoft-365/compliance/event-driven-retention?view=o365-worldwide>

### NEW QUESTION 236

- (Topic 2)

You are evaluating the technical requirements for the DLP reports. Which user can currently view the DLP reports?

- A. Admin4
- B. Admin1
- C. Admin5
- D. Admin2
- E. Admin3

**Answer:** E

### NEW QUESTION 239

HOTSPOT - (Topic 2)

You are reviewing policies for the SharePoint Online environment.

For each of the following statements, select Yes if the statement is true. Otherwise, select No.

NOTE: Each correct selection is worth one point.

| Statements  | Yes                   | No                    |
|---|-----------------------|-----------------------|
| If a user creates a file in Site4 on January 1, 2021, users will be able to access the file on January 15, 2023.                                    | <input type="radio"/> | <input type="radio"/> |
| If a user deletes a file from Site4 that was created on January 1, 2021, an administrative user will be able to recover the file on April 15, 2023. | <input type="radio"/> | <input type="radio"/> |
| If a user deletes a file from Site4 that was created on January 1, 2021, an administrative user will be able to recover the file on April 15, 2026. | <input type="radio"/> | <input type="radio"/> |

- A. Mastered
- B. Not Mastered

**Answer:** A

#### Explanation:

| Statements  | Yes                              | No                               |
|---|----------------------------------|----------------------------------|
| If a user creates a file in Site4 on January 1, 2021, users will be able to access the file on January 15, 2023.                                    | <input checked="" type="radio"/> | <input type="radio"/>            |
| If a user deletes a file from Site4 that was created on January 1, 2021, an administrative user will be able to recover the file on April 15, 2023. | <input checked="" type="radio"/> | <input type="radio"/>            |
| If a user deletes a file from Site4 that was created on January 1, 2021, an administrative user will be able to recover the file on April 15, 2026. | <input type="radio"/>            | <input checked="" type="radio"/> |

NEW QUESTION 243

- (Topic 2)  
You need to meet the technical requirements for the creation of the sensitivity labels. To which user or users must you grant the Sensitivity label administrator role?

- A. Admin1, Admin2, Admin4, and Admin5 only
- B. Admin1, Admin2, and Admin3 only
- C. Admin1 only
- D. Admin1 and Admin4 only
- E. Admin1 and Admin5 only

Answer: D

Explanation:

Compliance Data Administrator, Compliance Administrator, and Security Administrator already have the required permissions to create the labels. Reference:  
<https://docs.microsoft.com/en-us/microsoft-365/compliance/get-started-with-sensitivity-labels?view=o365-worldwide#permissions-required-to-create-and-manage-sensitivity-labels>

NEW QUESTION 247

HOTSPOT - (Topic 2)  
For each of the following statements, select Yes if the statement is true. Otherwise, select No.  
NOTE: Each correct selection is worth is worth one point.

| Statements  | Yes                   | No                    |
|---|-----------------------|-----------------------|
| If a user creates a file in Site4 on January 1, 2021, users will be able to access the file on January 15, 2023.                                    | <input type="radio"/> | <input type="radio"/> |
| If a user deletes a file from Site4 that was created on January 1, 2021, an administrative user will be able to recover the file on April 15, 2023. | <input type="radio"/> | <input type="radio"/> |
| If a user deletes a file from Site4 that was created on January 1, 2021, an administrative user will be able to recover the file on April 15, 2026. | <input type="radio"/> | <input type="radio"/> |

- A. Mastered
- B. Not Mastered

Answer: A

Explanation:

| Statements  | Yes                              | No                               |
|---|----------------------------------|----------------------------------|
| If a user creates a file in Site4 on January 1, 2021, users will be able to access the file on January 15, 2023.                                    | <input checked="" type="radio"/> | <input type="radio"/>            |
| If a user deletes a file from Site4 that was created on January 1, 2021, an administrative user will be able to recover the file on April 15, 2023. | <input checked="" type="radio"/> | <input type="radio"/>            |
| If a user deletes a file from Site4 that was created on January 1, 2021, an administrative user will be able to recover the file on April 15, 2026. | <input type="radio"/>            | <input checked="" type="radio"/> |

NEW QUESTION 252

HOTSPOT - (Topic 2)  
You need to meet the technical requirements for the confidential documents.  
What should you created first, and what should you use for the detection method? To answer, select the appropriate options in the answer area.  
NOTE: Each correct selection is worth one point.

Answer Area

Create first:

A Compliance Manager assessment

A content search

A DLP policy

A sensitive info type

A sensitivity label

Use for detection method:

Dictionary

File type

Keywords

Regular expression

- A. Mastered
- B. Not Mastered

Answer: A

Explanation:

Answer Area

Create first:

A Compliance Manager assessment

A content search

A DLP policy

A sensitive info type

A sensitivity label

Use for detection method:

Dictionary

File type

Keywords

Regular expression

NEW QUESTION 253

.....

## Thank You for Trying Our Product

### We offer two products:

1st - We have Practice Tests Software with Actual Exam Questions

2nd - Questions and Answers in PDF Format

### SC-400 Practice Exam Features:

- \* SC-400 Questions and Answers Updated Frequently
- \* SC-400 Practice Questions Verified by Expert Senior Certified Staff
- \* SC-400 Most Realistic Questions that Guarantee you a Pass on Your FirstTry
- \* SC-400 Practice Test Questions in Multiple Choice Formats and Updatesfor 1 Year

**100% Actual & Verified — Instant Download, Please Click**  
**[Order The SC-400 Practice Test Here](#)**