

200-301 Dumps

Cisco Certified Network Associate

<https://www.certleader.com/200-301-dumps.html>



NEW QUESTION 1

Which design element is a best practice when deploying an 802.11b wireless infrastructure?

- A. disabling TPC so that access points can negotiate signal levels with their attached wireless devices.
- B. setting the maximum data rate to 54 Mbps on the Cisco Wireless LAN Controller
- C. allocating nonoverlapping channels to access points that are in close physical proximity to one another
- D. configuring access points to provide clients with a maximum of 5 Mbps

Answer: C

NEW QUESTION 2

When configuring IPv6 on an interface, which two IPv6 multicast groups are joined? (Choose two)

- A. 2000::/3
- B. 2002::5
- C. FC00::/7
- D. FF02::1
- E. FF02::2

Answer: DE

NEW QUESTION 3

Which command prevents passwords from being stored in the configuration as plain text on a router or switch?

- A. enable secret
- B. service password-encryption
- C. username Cisco password encrypt
- D. enable password

Answer: B

NEW QUESTION 4

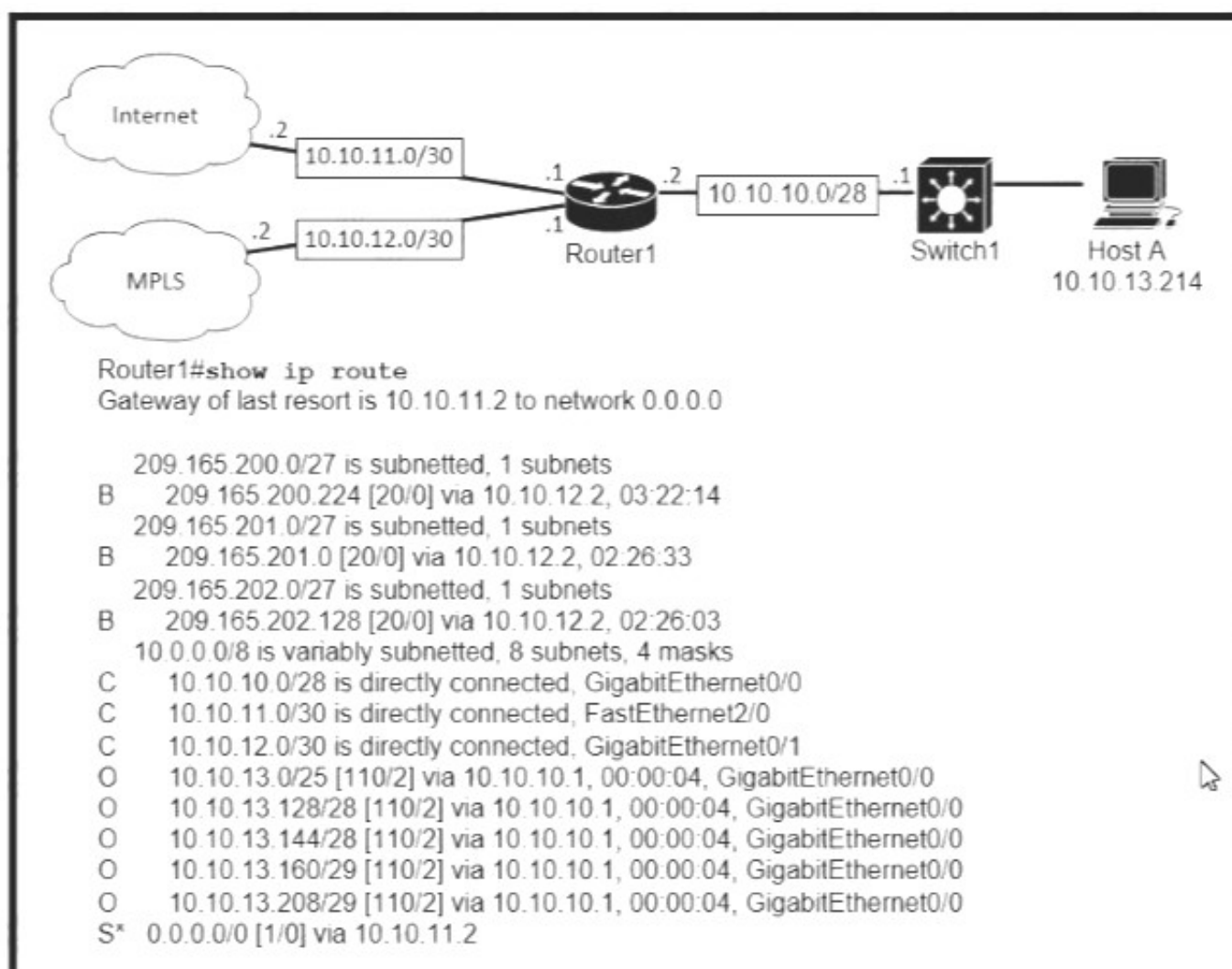
Which type of wireless encryption is used for WPA2 in preshared key mode?

- A. TKIP with RC4
- B. RC4
- C. AES-128
- D. AES-256

Answer: D

NEW QUESTION 5

Refer to the exhibit.



Which prefix does Router 1 use for traffic to Host A?

- A. 10.10.10.0/28

- B. 10.10.13.0/25
- C. 10.10.13.144/28
- D. 10.10.13.208/29

Answer: C

NEW QUESTION 6

How does HSRP provide first hop redundancy?

- A. It load-balances traffic by assigning the same metric value to more than one route to the same destination in the IP routing table.
- B. It load-balances Layer 2 traffic along the path by flooding traffic out all interfaces configured with the same VLAN.
- C. It forwards multiple packets to the same destination over different routed links in the data path
- D. It uses a shared virtual MAC and a virtual IP address to a group of routers that serve as the default gateway for hosts on a LAN

Answer: C

NEW QUESTION 7

Refer to the exhibit.

```
Atlanta#conf t
Enter configuration commands, one per line. End with CNTL/Z.
Atlanta(config)#aaa new-model
Atlanta(config)#aaa authentication login default local
Atlanta(config)#line vty 0 4
Atlanta(config-line)#login authentication default
Atlanta(config-line)#exit
Atlanta(config)#username ciscoadmin password adminadmin123
Atlanta(config)#username ciscoadmin privilege 15
Atlanta(config)#enable password cisco123
Atlanta(config)#enable secret testing1234
Atlanta(config)#end
```

Which password must an engineer use to enter the enable mode?

- A. adminadmin123
- B. default
- C. testing 1234
- D. cisco123

Answer: C

NEW QUESTION 8

Drag and drop the threat-mitigation techniques from the left onto the types of threat or attack they mitigate on the right.
check the answer below.

Configure VACL.

Configure dynamic ARP inspection.

Configure BPDU guard.

Configure root guard.

- A. Mastered
- B. Not Mastered

Answer: A

Explanation:

Configure VACL.

Configure dynamic ARP inspection.

Configure BPDU guard.

Configure root guard.

NEW QUESTION 9

Which attribute does a router use to select the best path when two or more different routes to the same destination exist from two different routing protocols.

- A. dual algorithm
- B. metric
- C. administrative distance
- D. hop count

Answer: D

NEW QUESTION 10

Refer to Exhibit.

```
SW2
vtp domain cisco
vtp mode transparent
vtp password ciscotest
interface fastethernet0/1
  description connection to sw1
  switchport mode trunk
  switchport trunk encapsulation dot1q
```

How does SW2 interact with other switches in this VTP domain?

- A. It processes VTP updates from any VTP clients on the network on its access ports.
- B. It receives updates from all VTP servers and forwards all locally configured VLANs out all trunk ports
- C. It forwards only the VTP advertisements that it receives on its trunk ports.
- D. It transmits and processes VTP updates from any VTP Clients on the network on its trunk ports

Answer: C

NEW QUESTION 10

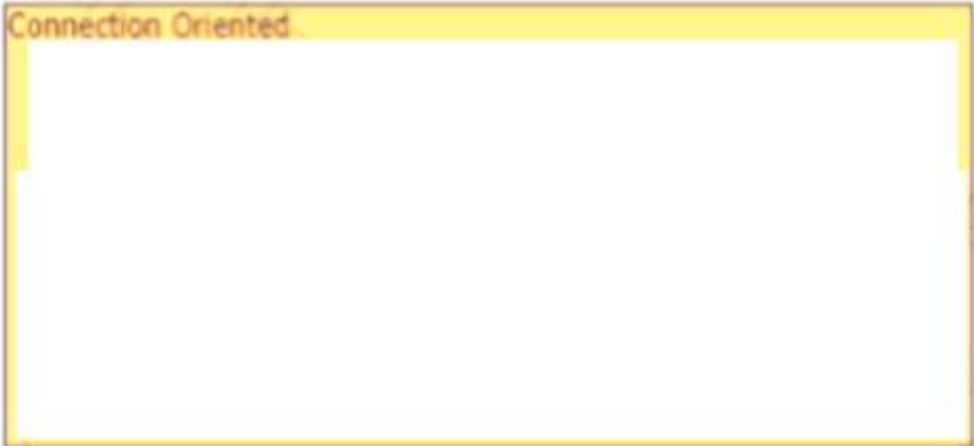

Router A learns the same route from two different neighbors, one of the neighbor routers is an OSPF neighbor and the other is an EIGRP neighbor. What is the administrative distance of the route that will be installed in the routing table?

- A. 20
- B. 90
- C. 110
- D. 115

Answer: B

NEW QUESTION 13

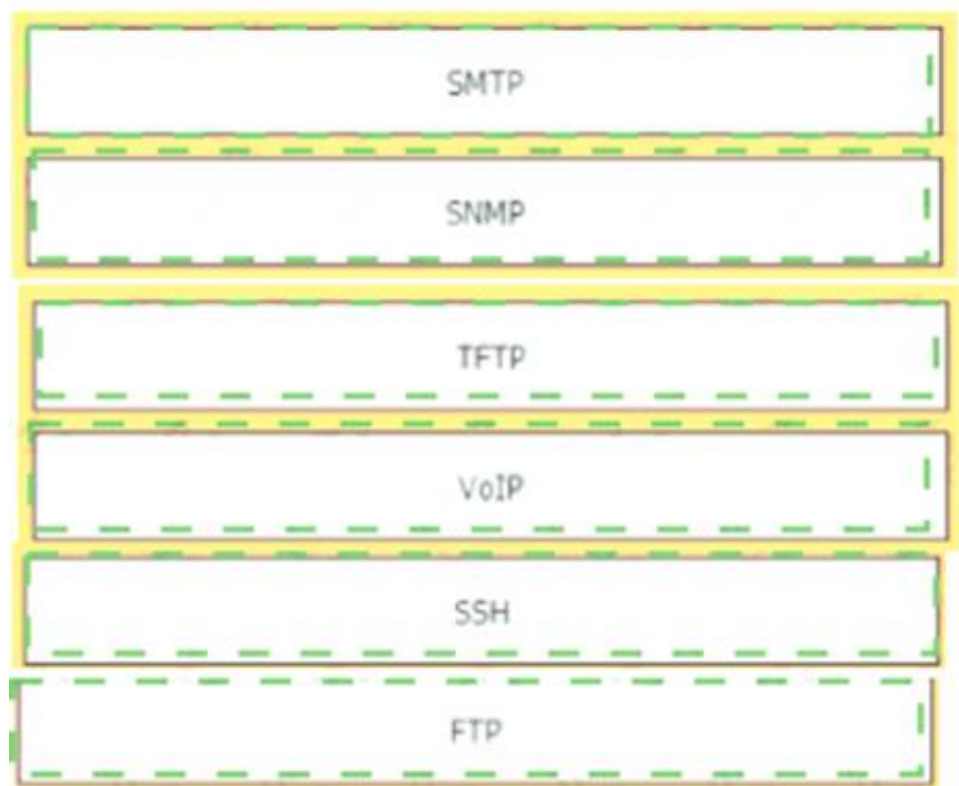
Drag and drop the network protocols from the left onto the correct transport services on the right.



- A. Mastered
- B. Not Mastered

Answer: A

Explanation:



NEW QUESTION 18

Refer to the exhibit.

```
ip arp inspection vlan 5-10
interface fastethernet 0/1
 switchport mode access
 switchport access vlan 5
```

What is the effect of this configuration?

- A. All ARP packets are dropped by the switch
- B. Egress traffic is passed only if the destination is a DHCP server.
- C. All ingress and egress traffic is dropped because the interface is untrusted
- D. The switch discard all ingress ARP traffic with invalid MAC-to-IP address bindings.

Answer: D

NEW QUESTION 20

Refer to the exhibit.

```
R1# show ip route

D    192.168.16.0/26 [90/2679326] via 192.168.1.1
R    192.168.16.0/24 [120/3] via 192.168.1.2
O    192.168.16.0/21 [110/2] via 192.168.1.3
i L1 192.168.16.0/27 [115/30] via 192.168.1.4
```

Which route does R1 select for traffic that is destined to 192.168.16.2?

A. A.-192.168.16.0/21 B. 192.168.16.0/24 C. 192.168.16.0/26 D. 192.168.16.0/27

Answer: B

NEW QUESTION 25

Which IPv6 address block sends packets to a group address rather than a single address?

A. 2000::/3
B. FC00::/7
C. FE80::/10
D. FF00::/8

Answer: C

NEW QUESTION 26

Which two actions influence the EIGRP route selection process? (Choose two)

A. The router calculates the reported distance by multiplying the delay on the exiting Interface by 256.
B. The router calculates the best backup path to the destination route and assigns it as the feasible successor.
C. The router calculates the feasible distance of all paths to the destination route
D. The advertised distance is calculated by a downstream neighbor to inform the local router of the bandwidth on the link
E. The router must use the advertised distance as the metric for any given route

Answer: AD

NEW QUESTION 28

An engineer is asked to protect unused ports that are configured in the default VLAN on a switch. Which two steps will fulfill the request? (Choose two)

A. Configure the ports in an EtherChannel.
B. Administratively shut down the ports
C. Configure the port type as access and place in VLAN 99
D. Configure the ports as trunk ports
E. Enable the Cisco Discovery Protocol

Answer: AD

NEW QUESTION 29

An organization has decided to start using cloud-provided services. Which cloud service allows the organization to install its own operating system on a virtual machine?

A. platform-as-a-service
B. software-as-a-service
C. network-as-a-service
D. infrastructure-as-a-service

Answer: D

NEW QUESTION 33

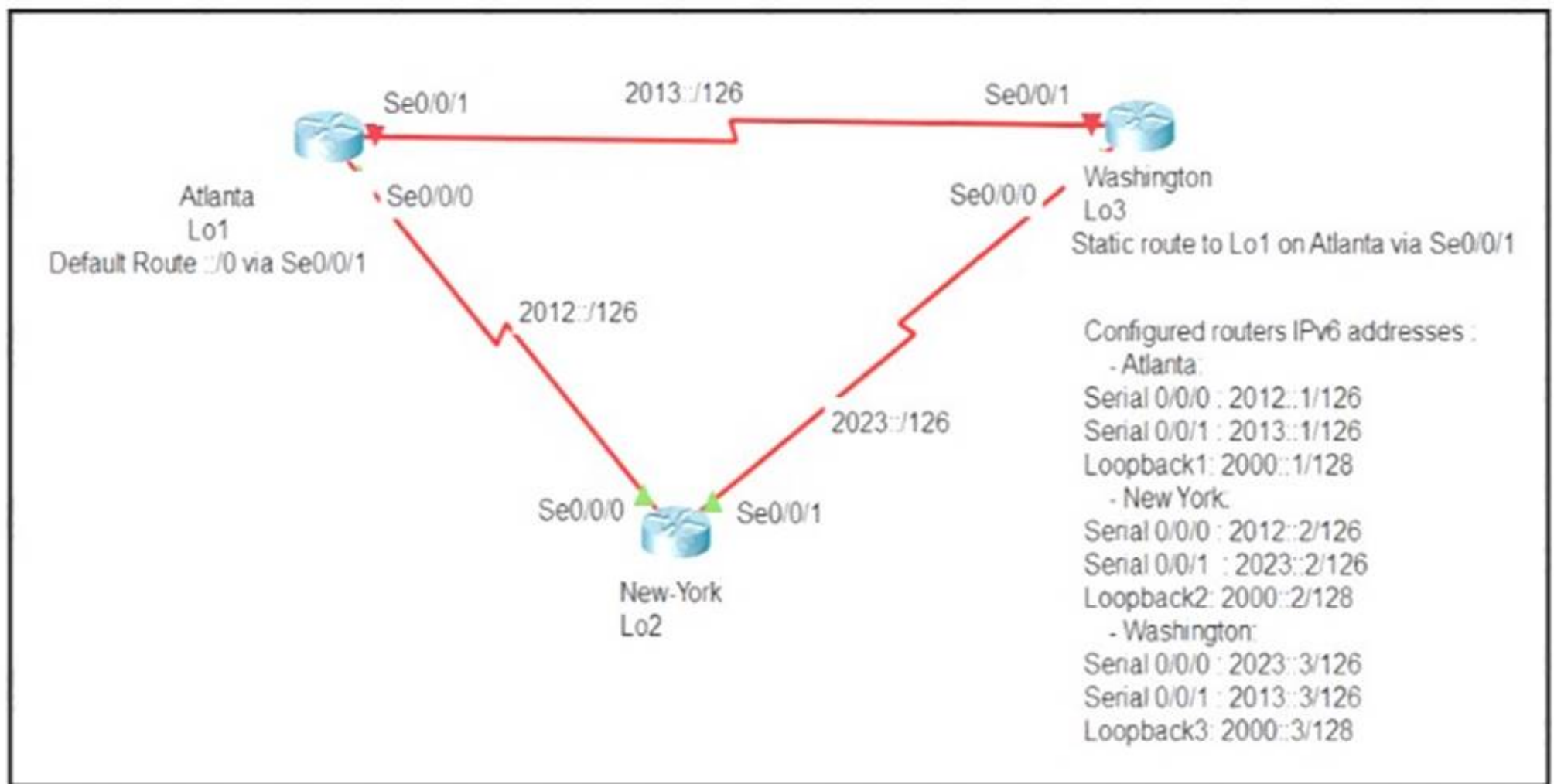
Which mode allows access points to be managed by Cisco Wireless LAN Controllers?

A. autonomous
B. lightweight
C. bridge
D. mobility express

Answer: B

NEW QUESTION 36

Refer to Exhibit.



An engineer is configuring the NEW York router to reach the Lo1 interface of the Atlanta router using interface Se0/0/0 as the primary path. Which two commands must be configured on the New York router so that it can reach the Lo1 interface of the Atlanta router via Washington when the link between New York and Atlanta goes down? (Choose two)

- A. ipv6 router 2000::1/128 2012::1
- B. ipv6 router 2000::1/128 2012::1 5
- C. ipv6 router 2000::1/128 2012::2
- D. ipv6 router 2000::1/128 2023::2 5
- E. ipv6 router 2000::1/128 2023::3 5

Answer: DE

NEW QUESTION 39

Drag and drop the IPv4 network subnets from the left onto the correct usable host ranges on the right

172.28.228.144/18	172.28.228.1 - 172.28.229.254
172.28.228.144/21	172.28.224.1 - 172.28.231.254
172.28.228.144/23	172.28.228.129 - 172.28.228.254
172.28.228.144/25	172.28.228.145 - 172.28.228.150
172.28.228.144/29	172.28.192.1 - 172.28.255.254

- A. Mastered
- B. Not Mastered

Answer: A

Explanation:



NEW QUESTION 43

Which action is taken by a switch port enabled for PoE power classification override?

- A. When a powered device begins drawing power from a PoE switch port a syslog message is generated
- B. As power usage on a PoE switch port is checked data flow to the connected device is temporarily paused
- C. If a switch determines that a device is using less than the minimum configured power it assumes the device has failed and disconnects
- D. If a monitored port exceeds the maximum administrative value for power, the port is shutdown and err-disabled

Answer: C

NEW QUESTION 46

Which 802.11 frame type is association response?

- A. management
- B. protected frame
- C. control
- D. action

Answer: B

NEW QUESTION 48

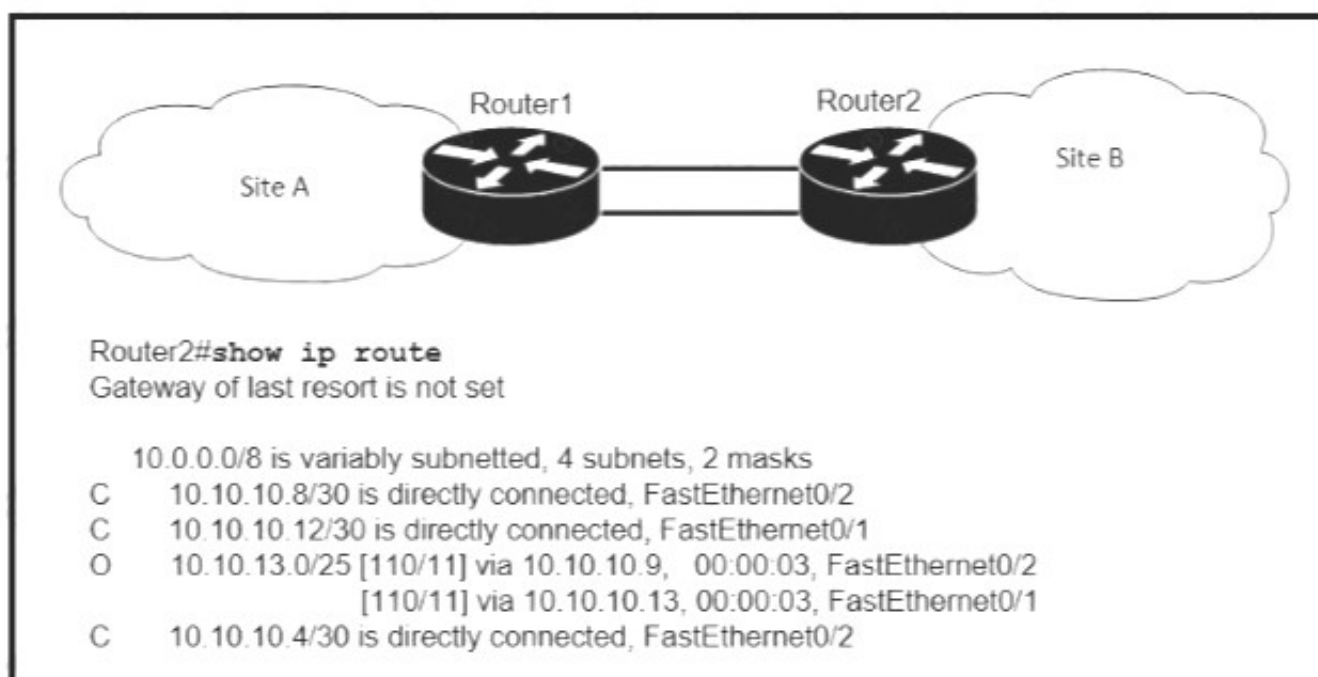
Which network allows devices to communicate without the need to access the Internet?

- A. 1729.0.0/16
- B. 172.28.0.0/16
- C. 192.0.0.0/8
- D. 209.165.201.0/24

Answer: D

NEW QUESTION 52

Refer to the exhibit.



If OSPF is running on this network, how does Router 2 handle traffic from Site B to 10.10.13/25 at Site A?

- A. It sends packets out of interface Fa0/2 only.
- B. It sends packets out of interface Fa0/1 only.
- C. It cannot send packets to 10.10.13 128/25
- D. It load-balances traffic out of Fa0/1 and Fa0/2

Answer: D

NEW QUESTION 56

Which statement about Link Aggregation when implemented on a Cisco Wireless LAN Controller is true?

- A. To pass client traffic two or more ports must be configured.
- B. The EtherChannel must be configured in "mode active"
- C. When enabled the WLC bandwidth drops to 500 Mbps
- D. One functional physical port is needed to pass client traffic

Answer: C

NEW QUESTION 61

Which API is used in controller-based architectures to interact with edge devices?

- A. overlay
- B. northbound
- C. underlay
- D. southbound

Answer: D

NEW QUESTION 62

Drag and drop the functions from the left onto the correct network components on the right

holds the TCP/IP settings to be distributed to the clients

resolves web URLs to IP addresses

stores a list of IP addresses mapped to names

assigns a default gateway to a client

assigns IP addresses to enabled clients


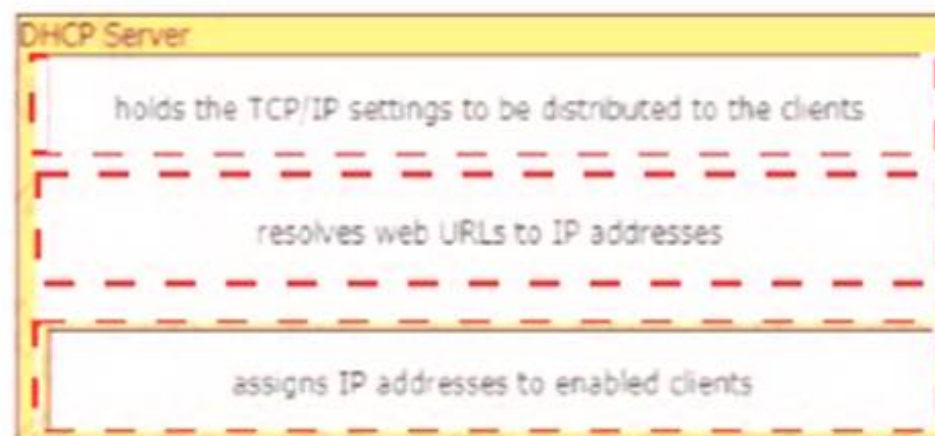
DHCP Server

DNS Server

- A. Mastered
- B. Not Mastered

Answer: A

Explanation:



NEW QUESTION 66

.....

Thank You for Trying Our Product

* 100% Pass or Money Back

All our products come with a 90-day Money Back Guarantee.

* One year free update

You can enjoy free update one year. 24x7 online support.

* Trusted by Millions

We currently serve more than 30,000,000 customers.

* Shop Securely

All transactions are protected by VeriSign!

100% Pass Your 200-301 Exam with Our Prep Materials Via below:

<https://www.certleader.com/200-301-dumps.html>