



Microsoft

Exam Questions MS-102

Microsoft 365 Administrator Exam

About ExamBible

[Your Partner of IT Exam](#)

Found in 1998

ExamBible is a company specialized on providing high quality IT exam practice study materials, especially Cisco CCNA, CCDA, CCNP, CCIE, Checkpoint CCSE, CompTIA A+, Network+ certification practice exams and so on. We guarantee that the candidates will not only pass any IT exam at the first attempt but also get profound understanding about the certificates they have got. There are so many alike companies in this industry, however, ExamBible has its unique advantages that other companies could not achieve.

Our Advances

* 99.9% Uptime

All examinations will be up to date.

* 24/7 Quality Support

We will provide service round the clock.

* 100% Pass Rate

Our guarantee that you will pass the exam.

* Unique Gurantee

If you do not pass the exam at the first time, we will not only arrange FULL REFUND for you, but also provide you another exam of your claim, ABSOLUTELY FREE!

NEW QUESTION 1

HOTSPOT - (Topic 6)

You have a Microsoft 365 tenant that contains the compliance policies shown in the following table.

Name	Require BitLocker	Require the device to be at or under the machine risk score
Policy1	Required	High
Policy2	Not configured	Medium
Policy3	Required	Low

The tenant contains the devices shown in the following table.

Name	BitLocker Drive Encryption (BitLocker)	Microsoft Defender for Endpoint risk status	Policies applied
Device1	Configured	High	Policy1, Policy3
Device2	Not configured	Medium	Policy2, Policy3
Device3	Not configured	Low	Policy1, Policy2

For each of the following statements, select Yes if the statement is true. Otherwise, select No.

Statements	Yes	No
Device1 is marked as compliant.	<input type="radio"/>	<input type="radio"/>
Device2 is marked as compliant.	<input type="radio"/>	<input type="radio"/>
Device3 is marked as compliant.	<input type="radio"/>	<input type="radio"/>

- A. Mastered
- B. Not Mastered

Answer: A

Explanation:

Statements	Yes	No
Device1 is marked as compliant.	<input checked="" type="radio"/>	<input type="radio"/>
Device2 is marked as compliant.	<input checked="" type="radio"/>	<input type="radio"/>
Device3 is marked as compliant.	<input type="radio"/>	<input checked="" type="radio"/>

NEW QUESTION 2

- (Topic 6)

You have a Microsoft 365 tenant that is signed up for Microsoft Store for Business and contains a user named User1. You need to ensure that User1 can perform the following tasks in Microsoft Store for Business:

- Assign licenses to users.
- Procure apps from Microsoft Store.
- Manage private store availability for all items.

The solution must use the principle of least privilege.

Which Microsoft Store for Business role should you assign to User1?

- A. Basic Purchaser
- B. Device Guard signer
- C. Admin
- D. Purchaser

Answer: C

Explanation:

Reference:

<https://docs.microsoft.com/en-us/microsoft-store/microsoft-store-for-business-overview>

NEW QUESTION 3

- (Topic 6)

You have a Microsoft 365 tenant that uses Microsoft Endpoint Manager for device management. You need to add the phone number of the help desk to the Company Portal app. What should you do?

- A. From Customization in the Microsoft Endpoint Manager admin center, modify the support information for the tenant.
- B. From the Microsoft Endpoint Manager admin center, create an app configuration policy.
- C. From the Microsoft 365 admin center, modify Organization information.
- D. From the Microsoft 365 admin center, modify Help desk information.

Answer: A

Explanation:

Reference:

<https://systemcenterdudes.com/intune-company-portal-customization/>

NEW QUESTION 4

HOTSPOT - (Topic 6)

You have a Microsoft 365 E5 tenant

You create a data loss prevention (DLP) policy to prevent users from using Microsoft Teams to share internal documents with external users.

To which two locations should you apply the policy? To answer, select the appropriate locations in the answer area.

NOTE: Each correct selection is worth one point.

Choose locations to apply the policy

We'll apply the policy to data that's stored in the locations you choose.

ⓘ Protecting sensitive info in on-premises repositories (SharePoint sites and file shares) is now in preview. Note that there are prerequisite steps needed to support this new capability. [Learn more about the prerequisites](#)

Status	Location	Included	Excluded
<input checked="" type="checkbox"/> Off	Exchange email	<input checked="" type="checkbox"/>	<input type="checkbox"/>
<input type="checkbox"/> Off	SharePoint sites	<input type="checkbox"/>	<input type="checkbox"/>
<input checked="" type="checkbox"/> Off	OneDrive accounts	<input checked="" type="checkbox"/>	<input type="checkbox"/>
<input type="checkbox"/> Off	Teams chat and channel messages	<input type="checkbox"/>	<input type="checkbox"/>
<input type="checkbox"/> Off	Devices	<input type="checkbox"/>	<input type="checkbox"/>
<input type="checkbox"/> Off	Microsoft Cloud App Security	<input type="checkbox"/>	<input type="checkbox"/>
<input type="checkbox"/> Off	On-premises repositories	<input type="checkbox"/>	<input type="checkbox"/>

- A. Mastered
- B. Not Mastered

Answer: A

Explanation:

Choose locations to apply the policy

We'll apply the policy to data that's stored in the locations you choose.

ⓘ Protecting sensitive info in on-premises repositories (SharePoint sites and file shares) is now in preview. Note that there are prerequisite steps needed to support this new capability. [Learn more about the prerequisites](#)

Status	Location	Included	Excluded
<input type="checkbox"/> Off	Exchange email	<input checked="" type="checkbox"/>	<input type="checkbox"/>
<input type="checkbox"/> Off	SharePoint sites	<input type="checkbox"/>	<input type="checkbox"/>
<input type="checkbox"/> Off	OneDrive accounts	<input checked="" type="checkbox"/>	<input type="checkbox"/>
<input type="checkbox"/> Off	Teams chat and channel messages	<input type="checkbox"/>	<input type="checkbox"/>
<input type="checkbox"/> Off	Devices	<input type="checkbox"/>	<input type="checkbox"/>
<input type="checkbox"/> Off	Microsoft Cloud App Security	<input type="checkbox"/>	<input type="checkbox"/>
<input type="checkbox"/> Off	On-premises repositories	<input type="checkbox"/>	<input type="checkbox"/>

NEW QUESTION 5

- (Topic 6)

Note: This question is part of a series of questions that present the same scenario. Each question in the series contains a unique solution that might meet the stated goals. Some question sets might have more than one correct solution, while others might not have a correct solution.

After you answer a question in this section, you will NOT be able to return to it. As a result, these questions will not appear in the review screen.

You have a Microsoft 365 E5 subscription that contains a user named User1. You need to enable User1 to create Compliance Manager assessments.

Solution: From the Microsoft 365 compliance center, you add User1 to the Compliance Manager Assessors role group.

Does this meet the goal?

- A. Yes
- B. No

Answer: A

Explanation:

Reference:

<https://github.com/MicrosoftDocs/microsoft-365-docs/blob/public/microsoft-365/security/office-365-security/permissions-in-the-security-and-compliance-center.md>

NEW QUESTION 6

- (Topic 6)

You have a Microsoft 365 tenant.

You plan to implement device configuration profiles in Microsoft Intune. Which platform can you manage by using the profiles?

- A. Ubuntu Linux
- B. macOS
- C. Android Enterprise
- D. Windows 8.1

Answer: D

NEW QUESTION 7

- (Topic 6)

You have a Microsoft 365 E5 tenant.

You plan to deploy 1,000 new iOS devices to users. The devices will be shipped directly from the supplier to the users.

You need to recommend a Microsoft Intune enrollment option that meets the following requirements:

- Minimizes user interaction
 - Minimizes administrative effort
 - Automatically installs corporate apps
- What should you recommend?

- A. Automated Device Enrollment (ADE)
- B. bring your own device (BYOD) user and device enrollment
- C. Apple Configurator enrollment

Answer: A

Explanation:

Reference:

<https://docs.microsoft.com/en-us/mem/intune/enrollment/ios-enroll>

NEW QUESTION 8

- (Topic 6)

You have a Microsoft 365 subscription.

You discover that some external users accessed center for a Microsoft SharePoint site. You modify the sharePoint sharing policy to prevent sharing, outside your organization. You need to be notified if the SharePoint sharing policy is modified in the future. Solution: From the Security & Compliance admin center you create a threat management policy.

Does this meet the goal?

A. Yes

B. No

Answer: B

NEW QUESTION 9

HOTSPOT - (Topic 6)

You have an Azure AD tenant that contains the users shown in the following table.

Name	Member of
User1	Group1
User2	Group2
User3	Group3

Your company uses Microsoft Defender for Endpoint. Microsoft Defender for Endpoint contains the roles shown in the following table.

Name	Permission	Assigned user group
Microsoft Defender for Endpoint administrator (default)	View data, Alerts investigation, Active remediation actions, Manage security settings	Group3
Role1	View data, Alerts investigation	Group1
Role2	View data	Group2

Microsoft Defender for Endpoint contains the device groups shown in the following table.

Rank	Device group	Device name	User access
1	ATP1	Device1	Group1
Last	Ungrouped devices (default)	Device2	Group2

For each of the following statements, select Yes if the statement is true. Otherwise, select No.

NOTE; Each correct selection is worth one point.

Answer Area

Statements	Yes	No
User1 can run an antivirus scan on Device2.	<input type="radio"/>	<input type="radio"/>
User2 can collect an investigation package from Device2.	<input type="radio"/>	<input type="radio"/>
User3 can isolate Device1.	<input type="radio"/>	<input type="radio"/>

A. Mastered

B. Not Mastered

Answer: A

Explanation:

Answer Area

Statements	Yes	No
User1 can run an antivirus scan on Device2.	<input type="radio"/>	<input checked="" type="radio"/>
User2 can collect an investigation package from Device2.	<input type="radio"/>	<input checked="" type="radio"/>
User3 can isolate Device1.	<input checked="" type="radio"/>	<input type="radio"/>

NEW QUESTION 10

HOTSPOT - (Topic 6)

HOTSPOT

You have a Microsoft 365 E5 subscription that contains two users named Admin1 and Admin2.

All users are assigned a Microsoft 365 Enterprise E5 license and auditing is turned on.

You create the audit retention policy shown in the exhibit. (Click the Exhibit tab.)

New audit retention policy

Name *

Policy1

Description

Record Types

AzureActiveDirectory ▾

Activities

Added user, Deleted user, Reset user password, Changed user password, Changed user license, ... (7) ▾

Users:

Admin1 ×

Duration *

☒ 90 Days

☐ 6 Months

☐ 1 Year

Priority *

100

Save

Cancel

After Policy1 is created, the following actions are performed:

? Admin1 creates a user named User1.

? Admin2 creates a user named User2.

How long will the audit events for the creation of User1 and User2 be retained? To answer, select the appropriate options in the answer area.

NOTE: Each correct selection is worth one point.

User1:

	▼
0 days	
30 days	
90 days	
180 days	
365 days	

User2:

	▼
0 days	
30 days	
90 days	
180 days	
365 days	

- A. Mastered
- B. Not Mastered

Answer: A

Explanation:

User1:

	▼
0 days	
30 days	
90 days	
180 days	
365 days	

User2:

	▼
0 days	
30 days	
90 days	
180 days	
365 days	

NEW QUESTION 10

- (Topic 6)

You have a Microsoft 365 tenant that contains the groups shown in the following table.

Name	Type
Group1	Distribution
Group2	Mail-enabled security
Group3	Security

You plan to create a new Windows 10 Security Baseline profile. To which groups can you assign to the profile?

- A. Group3 only
- B. Group1 and Group3 only
- C. Group2 and Group3 only
- D. Group1. Group2. and Group3

Answer: A

Explanation:

Reference:

<https://docs.microsoft.com/en-us/mem/intune/protect/security-baselines-configure#create-the-profile>

<https://docs.microsoft.com/en-us/microsoft-365/admin/create-groups/compare-groups?view=o365-worldwide>

NEW QUESTION 12

HOTSPOT - (Topic 6)

You have a Microsoft 365 tenant that contains devices enrolled in Microsoft Intune. The devices are configured as shown in the following table.

Name	Platform
Device1	Windows 10
Device2	Android
Device3	iOS

You plan to perform the following device management tasks in Microsoft Endpoint Manager:

? Deploy a VPN connection by using a VPN device configuration profile.

? Configure security settings by using an Endpoint Protection device configuration profile.

You support the management tasks.

What should you identify? To answer, select the appropriate options in the answer area.

NOTE: Each correct selection is worth one point.

VPN device configuration profile:

▼

Device1 only

Device1 and Device2 only

Device1 and Device3 only

Device1, Device2 and Device3

Endpoint Protection device configuration profile:

▼

Device1 only

Device1 and Device2 only

Device1 and Device3 only

Device1, Device2 and Device3

A. Mastered

B. Not Mastered

Answer: A

Explanation:

VPN device configuration profile:

▼

Device1 only

Device1 and Device2 only

Device1 and Device3 only

Device1, Device2 and Device3

Endpoint Protection device configuration profile:

▼

Device1 only

Device1 and Device2 only

Device1 and Device3 only

Device1, Device2 and Device3

NEW QUESTION 14

- (Topic 6)

You have a Microsoft 365 subscription.

You plan to use Adoption Score and need to ensure that it can obtain device and software metrics.

What should you do?

A. Enable Endpoint analytics.

B. Run the Microsoft 365 network connectivity test on each device.

C. Enable privileged access.

D. Configure Support integration.

Answer: A

NEW QUESTION 17

- (Topic 6)

You have a Microsoft 365 E5 subscription that contains the resources shown in the following table.

Name	Type
Group1	Microsoft 365 group
Group2	Distribution group
Site1	Microsoft SharePoint site

You create a sensitivity label named Label1. To which resource can you apply Label1?

- A. Group1 only
- B. Group2 only
- C. Site1 only
- D. Group1 and Group2 only
- E. Group1, Group2, and Site1

Answer: E

Explanation:

Assign sensitivity labels to Microsoft 365 groups in Azure Active Directory

Azure Active Directory (Azure AD), part of Microsoft Entra, supports applying sensitivity labels published by the Microsoft Purview compliance portal to Microsoft 365 groups.

In addition to using sensitivity labels to protect documents and emails, you can also use sensitivity labels to protect content in the following containers: Microsoft Teams sites, Microsoft 365 groups (formerly Office 365 groups), and SharePoint sites.

When you configure a label policy, you can:

Choose which users and groups see the labels. Labels can be published to any specific user or email-enabled security group, distribution group, or Microsoft 365 group (which can have dynamic membership) in Azure AD.

Reference:

<https://learn.microsoft.com/en-us/microsoft-365/compliance/sensitivity-labels-teams-groups-sites>

<https://learn.microsoft.com/en-us/microsoft-365/compliance/sensitivity-labels?view=o365-worldwide>

NEW QUESTION 20

- (Topic 6)

You have a Microsoft E5 subscription.

You need to ensure that administrators who need to manage Microsoft Exchange Online are assigned the Exchange Administrator role for five hours at a time.

What should you implement?

- A. Azure AD Privileged Identity Management (PIM)
- B. a conditional access policy
- C. a communication compliance policy
- D. Azure AD Identity Protection
- E. groups that have dynamic membership

Answer: A

Explanation:

Reference:

<https://docs.microsoft.com/en-us/azure/active-directory/privileged-identity-management/pim-how-to-change-default-settings>

NEW QUESTION 25

HOTSPOT - (Topic 6)

You have an Azure Active Directory (Azure AD) tenant named contoso.com that contains the users shown in the following table.

Name	Member of
User1	Group1
User2	Group2
User3	Group1, Group2

You integrate Microsoft Intune and contoso.com as shown in the following exhibit.

Configure

Microsoft Intune

Save

Discard

Delete

MDM user scope ⓘ

None

Some

All

Groups

Select groups

Group1

MDM terms of use URL ⓘ

https://portal.manage.microsoft.com/TermsofUse.aspx

MDM discovery URL ⓘ

https://enrollment.manage.microsoft.com/enrollmentserver/discov ...

MDM compliance URL ⓘ

https://portal.manage.microsoft.com/?portalAction=Compliance

Restore default MDM URLs

MAM User scope ⓘ

None

Some

All

Groups

Select groups

Group2

MAM Terms of use URL ⓘ

MAM Discovery URL ⓘ

https://wip.mam.manage.microsoft.com/Enroll

MAM Compliance URL ⓘ

Restore default MAM URLs

You purchase a Windows 10 device named Device1.
For each of the following statements, select Yes if the statement is true. Otherwise, select No.
NOTE: Each correct selection is worth one point.

Statements	Yes	No
If User1 joins Device1 to contoso.com, Device1 is enrolled in Intune automatically.	<input type="radio"/>	<input type="radio"/>
If User2 joins Device1 to contoso.com, Device1 is enrolled in Intune automatically.	<input type="radio"/>	<input type="radio"/>
If User3 registers Device1 in contoso.com, Device1 is enrolled in Intune automatically.	<input type="radio"/>	<input type="radio"/>

- A. Mastered
- B. Not Mastered

Answer: A

Explanation:

Statements	Yes	No
If User1 joins Device1 to contoso.com, Device1 is enrolled in Intune automatically.	<input checked="" type="radio"/>	<input type="radio"/>
If User2 joins Device1 to contoso.com, Device1 is enrolled in Intune automatically.	<input type="radio"/>	<input checked="" type="radio"/>
If User3 registers Device1 in contoso.com, Device1 is enrolled in Intune automatically.	<input type="radio"/>	<input checked="" type="radio"/>

NEW QUESTION 27

- (Topic 6)
You have a Microsoft 365 subscription that uses Microsoft Defender for Office 365 and contains a mailbox named Mailbox1.
You plan to use Mailbox1 to collect and analyze unfiltered email messages.
You need to ensure that Defender for Office 365 takes no action on any inbound emails delivered to Mailbox1.
What should you do?

- A. Configure a retention policy for Mailbox1.

- B. Create a mail flow rule.
- C. Configure Mailbox1 as a SecOps mailbox.
- D. Place a litigation hold on Mailbox1.

Answer: D

NEW QUESTION 29

- (Topic 6)

You have a Microsoft 365 tenant that contains a Windows 10 device named Device1 and the Microsoft Endpoint Manager policies shown in the following table.

Name	Type	Block execution of potentially obfuscated scripts (js/vbs/ps)
Policy1	Attack surface reduction (ASR)	Audit mode
Policy2	Microsoft Defender ATP Baseline	Disable
Policy3	Device configuration profile	Not configured

The policies are assigned to Device1.

Which policy settings will be applied to Device1?

- A. only the settings of Policy1
- B. only the settings of Policy2
- C. only the settings of Policy3
- D. no settings

Answer: D

NEW QUESTION 32

HOTSPOT - (Topic 6)

Your company has a Microsoft 365 subscription that contains the users shown in the following table.

Name	Role
User1	Global Administrator
User2	Security Administrator, Guest Inviter
User3	None
User4	Password Administrator

External collaboration settings have default configuration.

You need to identify which users can perform the following administrative tasks:

- Modify the password protection policy.
- Create guest user accounts.

Which users should you identify for each task? To answer, select the appropriate options in the answer area.

NOTE: Each correct selection is worth one point.

Answer Area

Modify the password protection policy:

User1 only

User1 only

User1 and User2 only

User1, User2, and User4 only

User1, User2, User3, and User4

Create new guest users in Azure AD:

User1 and User2 only

User1 only

User1 and User2 only

User1, User2, and User4 only

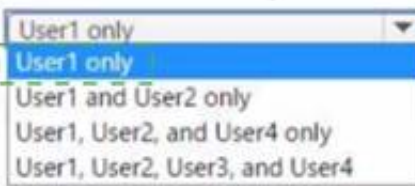
User1, User2, User3, and User4

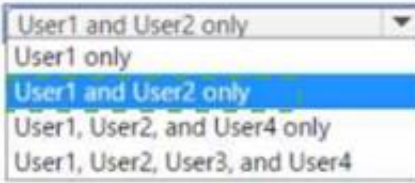
- A. Mastered
- B. Not Mastered

Answer: A

Explanation:

Answer Area

Modify the password protection policy: 

Create new guest users in Azure AD: 

NEW QUESTION 34

- (Topic 6)

You have a Microsoft 365 tenant.

You plan to implement Endpoint Protection device configuration profiles. Which platform can you manage by using the profile?

- A. Android
- B. CentOS Linux
- C. iOS
- D. Window 10

Answer: D

Explanation:

Reference:

<https://docs.microsoft.com/en-us/mem/intune/protect/endpoint-protection-configure>

NEW QUESTION 37

HOTSPOT - (Topic 6)

HOTSPOT

You have an Azure AD tenant named contoso.com that contains the users shown in the following table.

Name	Member of	Multi-Factor Auth Status
User1	Group1	Disabled
User2	Group1	Enforced

Multi-factor authentication (MFA) is configured to use 131.107.5.0/24 as trusted IPs. The tenant contains the named locations shown in the following table.

Name	IP address range	Trusted location
Location1	131.107.20.0/24	Yes
Location2	131.107.50.0/24	Yes

You create a conditional access policy that has the following configurations:

? Users or workload identities assignments: All users

? Cloud apps or actions assignment: App1

? Conditions: Include all trusted locations

? Grant access: Require multi-factor authentication

For each of the following statements, select Yes if the statement is true. Otherwise, select No.

NOTE: Each correct selection is worth one point.

Answer Area

Statements

Yes

No

When User1 connects to App1 from a device that has an IP address of 131.107.50.10, User1 must use MFA.

☒
☐

When User2 connects to App1 from a device that has an IP address of 131.107.20.15, User2 must use MFA.

☐
☐

When User2 connects to App1 from a device that has an IP address of 131.107.5.5, User2 must use MFA.

☐
☐

- A. Mastered
- B. Not Mastered

Answer: A

Explanation:

Box 1: Yes

* 131.107.50.10 is in a Trusted Location so the conditional access policy applies. The policy requires MFA. However, User1's MFA status is disabled. The MFA requirement in the conditional access policy will override the user's MFA status of disabled. Therefore, User1 must use MFA.

Box 2: Yes.

* 131.107.20.15 is in a Trusted Location so the conditional access policy applies. The policy requires MFA so User2 must use MFA.

Box 3: No.

IP not from Trusted Location so Policy does not apply, Subnet 131.107.5.5 is not in the range of 131.107.50.0/24

NEW QUESTION 42

- (Topic 6)

Note: This question is part of a series of questions that present the same scenario. Each question in the series contains a unique solution that might meet the stated goals. Some question sets might have more than one correct solution, while others might not have a correct solution.

After you answer a question in this section, you will NOT be able to return to it. As a result, these questions will not appear in the review screen.

You have a Microsoft 365 subscription.

You need to prevent users from accessing your Microsoft SharePoint Online sites unless the users are connected to your on-premises network.

Solution: From the Endpoint Management admin center, you create a device configuration profile.

Does this meet the goal?

A. Yes

B. No

Answer: B

Explanation:

You need to create a trusted location and a conditional access policy.

NEW QUESTION 47

HOTSPOT - (Topic 6)

You configure a data loss prevention (DLP) policy named DLP1 as shown in the following exhibit.

Choose the types of content to protect

This policy will protect that matches these requirements. You can choose sensitive info types and existing labels

Content contains

Any of these *

Sensitive info type	Match accuracy
	min max
Credit Card Number	85 100 x

Retention labels
 1 year x

Add

+ Add group

Use the drop-down menus to select the answer choice that completes each statement based on the information presented in the graphic.

NOTE: Each correct selection is worth one point.

DLP1 cannot be applied to [answer choice].

▼

Exchange email

SharePoint sites

OneDrive accounts

DLP1 will be applied only to documents that have [answer choice].

▼

both a credit card number and the 1 year label applied

either a credit card number or the 1 year label applied

between 85 and 100 credit card numbers

A. Mastered

B. Not Mastered

Answer: A

Explanation:

Using a retention label in a policy is only supported for items in SharePoint Online and OneDrive for Business.

NEW QUESTION 49

- (Topic 6)

You have a Microsoft 365 subscription that contains the alerts shown in the following table.

Name	Severity	Status	Comment	Category
Alert1	Medium	Active	Comment1	Threat management
Alert2	Low	Resolved	Comment2	Other

Which properties of the alerts can you modify?

- A. Status only
- B. Status and Comment only
- C. Status and Severity only
- D. Status, Severity, and Comment only
- E. Status, Severity, Comment and Category

Answer: B

Explanation:

Reference:

<https://docs.microsoft.com/en-us/microsoft-365/security/defender-endpoint/update-alert?view=o365-worldwide#limitations>

NEW QUESTION 51

- (Topic 6)

You have a Microsoft Azure Active Directory (Azure AD) tenant named Contoso.com. You create a Microsoft Defender for identity instance Contoso. The tenant contains the users shown in the following table.

Name	Member of group	Azure AD role
User1	Defender for Identity Contoso Administrators	None
User2	Defender for Identity Contoso Users	None
User3	None	Security administrator
User4	Defender for Identity Contoso Users	Global administrator

You need to modify the configuration of the Defender for identity sensors.

Solutions: You instruct User1 to modify the Defender for identity sensor configuration. Does this meet the goal?

- A. Yes
- B. No

Answer: A

NEW QUESTION 55

- (Topic 6)

Your network contains an Active Directory forest named Contoso. Local. You have a Microsoft 365 subscription.

You plan to implement a directory synchronization solution that will use password hash synchronization.

From the Microsoft 365 admin center, you successfully verify the contoso.com domain name.

You need to prepare the environment for the planned directory synchronization solution. What should you do first?

- A. From Active Directory Domains and Trusts, add contoso.com as a UPN suffix.
- B. From the Microsoft 365 admin center verify the Contos
- C. Local domain name.
- D. From the public DNS zone of contoso.com, add a new mail exchanger (MX) record.
- E. From Active Directory Users and Computers, modify the UPN suffix for all users.

Answer: A

NEW QUESTION 57

HOTSPOT - (Topic 6)

HOTSPOT

You have a Microsoft 365 E5 tenant that contains the users shown in the following table.

Name	Microsoft 365 role
User1	Cloud application administrator
User2	Application administrator
User3	Application developer
User4	None

Users are assigned Microsoft Store for Business roles as shown in the following table.

User	Role
User1	None
User2	Basic Purchaser
User3	Purchaser
User4	Device Guard signer

Which users can add apps to the private store in Microsoft Store for Business, and which users can install apps from the private store? To answer, select the appropriate options in the answer area.

NOTE: Each correct selection is worth one point.

Add apps to the private store:

User3 only

User2 and User3 only

User1 and User3 only

User1, User2 and User3 only

User1, User2, User3, and User4

Install apps from the private store:

User3 only

User2 and User3 only

User1 and User3 only

User2, User3 and User4 only

User1, User2, User3, and User4

- A. Mastered
- B. Not Mastered

Answer: A

Explanation:

Add apps to the private store:

User3 only

User2 and User3 only

User1 and User3 only

User1, User2 and User3 only

User1, User2, User3, and User4

Install apps from the private store:

User3 only

User2 and User3 only

User1 and User3 only

User2, User3 and User4 only

User1, User2, User3, and User4

NEW QUESTION 61

DRAG DROP - (Topic 6)
DRAG DROP

You have a Microsoft 365 E5 subscription. Several users have iOS devices.
You plan to enroll the iOS devices in Microsoft Endpoint Manager.
You need to ensure that you can create an iOS/iPadOS enrollment profile in Microsoft Endpoint Manager.
Which three actions should you perform in sequence? To answer, move the appropriate actions from the list of actions to the answer area and arrange them in the correct order.

Actions

From the Microsoft Endpoint Manager admin center, add a device enrollment manager.

From the Microsoft Endpoint Manager admin center, download a certificate signing request.

Upload an Apple MDM push certificate to Microsoft Endpoint Manager.

Create a certificate from the Apple Push Certificates Portal.

From the Microsoft Endpoint Manager admin center, configure device enrollment restrictions.

Answer Area

- A. Mastered
- B. Not Mastered

Answer: A

Explanation:

Actions

- From the Microsoft Endpoint Manager admin center, add a device enrollment manager.
- From the Microsoft Endpoint Manager admin center, download a certificate signing request.
- Upload an Apple MDM push certificate to Microsoft Endpoint Manager.
- Create a certificate from the Apple Push Certificates Portal.
- From the Microsoft Endpoint Manager admin center, configure device enrollment restrictions.

Answer Area

- From the Microsoft Endpoint Manager admin center, download a certificate signing request.
- Create a certificate from the Apple Push Certificates Portal.
- Upload an Apple MDM push certificate to Microsoft Endpoint Manager.

NEW QUESTION 62

- (Topic 6)

You have a Microsoft 365 subscription.

You need to create a data loss prevention (DLP) policy that is configured to use the Set headers action.

To which location can the policy be applied?

- A. OneDrive accounts
- B. Exchange email
- C. Teams chat and channel messages
- D. SharePoint sites

Answer: B

NEW QUESTION 65

- (Topic 6)

You have a Microsoft 365 tenant that contains two groups named Group1 and Group2.

You need to prevent the members of Group1 from communicating with the members of Group2 by using Microsoft Teams. The solution must comply with regulatory requirements and must not affect other user in the tenant.

What should you use?

- A. information barriers
- B. communication compliance policies
- C. moderated distribution groups
- D. administrator units in Azure Active Directory (Azure AD)

Answer: A

NEW QUESTION 70

HOTSPOT - (Topic 6)

You have a Microsoft 365 E5 subscription that uses Microsoft Intune. The subscription contains the resources shown in the following table.

Name	Type	Member of
User1	User	Group1
Device1	Device	Group2

User1 is the owner of Device1.

You add Microsoft 365 Apps Windows 10 and later app types to Intune as shown in the following table.

On Thursday, you review the results of the app deployments.

Name	Shows in Company Portal	Assignment	Microsoft Office app to install	Day of creation
App1	Yes	Group1 - Required	Word	Monday
App2	Yes	Group2 - Required	Excel	Tuesday
App3	Yes	Group1 - Available	PowerPoint	Wednesday

For each of the following statements, select Yes if the statement is true. Otherwise, select No.

NOTE: Each correct selection is worth one point.

Answer Area

Statements	Yes	No
Word is installed on Device1.	<input checked="" type="radio"/>	<input checked="" type="radio"/>
App3 is displayed in the Company Portal.	<input type="radio"/>	<input type="radio"/>
Excel is installed on Device1.	<input type="radio"/>	<input type="radio"/>

- A. Mastered
- B. Not Mastered

Answer: A

Explanation:

Answer Area

Statements	Yes	No
Word is installed on Device1.	<input checked="" type="radio"/>	<input checked="" type="radio"/>
App3 is displayed in the Company Portal.	<input checked="" type="radio"/>	<input type="radio"/>
Excel is installed on Device1.	<input checked="" type="radio"/>	<input type="radio"/>

NEW QUESTION 73

HOTSPOT - (Topic 6)

You have a Microsoft 365 E5 tenant that contains five devices enrolled in Microsoft Intune as shown in the following table.

Name	Platform
Device1	Windows 10
Device2	Android 8.1.0
Device3	Android 10
Device4	iOS 12
Device5	iOS 14

All the devices have an app named App1 installed.
You need to prevent users from copying data from App1 and pasting the data into other apps.
Which policy should you create in Microsoft Endpoint Manager, and what is the minimum number of required policies? To answer, select the appropriate options in the answer area.
NOTE: Each correct selection is worth one point.

Policy to create in Microsoft Endpoint Manager:

An app configuration policy

An app protection policy

A conditional access policy

A device compliance policy

Minimum number of required policies:

1

2

3

5

- A. Mastered
- B. Not Mastered

Answer: A

Explanation:

Policy to create in Microsoft Endpoint Manager:

	▼
An app configuration policy	
An app protection policy	
A conditional access policy	
A device compliance policy	

Minimum number of required policies:

	▼
1	
2	
3	
5	

NEW QUESTION 78

- (Topic 6)

You have a Microsoft 365 E5 tenant that contains the devices shown in the following table.

Name	Platform
Device1	Windows 10 Enterprise
Device2	iOS
Device3	Android
Device4	Windows 10 Pro

The devices are managed by using Microsoft Intune.

You plan to use a configuration profile to assign the Delivery Optimization settings. Which devices will support the settings?

- A. Device1 only
- B. Device1 and Device4
- C. Device1, Device3, and Device4
- D. Device1, Device2, Device3, and Device4

Answer: A

NEW QUESTION 79

HOTSPOT - (Topic 6)

You have a Microsoft 365 E5 subscription that contains the users shown in the following table.

Name	Member of
User1	Group1
User2	Group2
User3	None

You create an administrative unit named AU1 that contains the members shown in the following exhibit.

AU1

Members Role assignments

Add users and groups, or select and remove them. The administrators assigned to this unit will manage these users and groups. Adding groups doesn't add users to the unit, it lets the assigned admins manage group settings.

Add users

Add groups

Upload users

...

Filter

Search this list

<input type="checkbox"/>	Members	Email address	Last sign-in	Member type
<input type="checkbox"/>	User1	User1@sk220912outlook.onmicrosoft.com	November 4, 2022 at 10:25 PM	User
<input type="checkbox"/>	User3	User3@sk220912outlook.onmicrosoft.com	November 4, 2022 at 10:27 PM	User

General **Assigned** Permissions

You can assign this role to users and groups, and select users and groups to remove or manage them.

[Learn more about assigning admin roles](#)

Add users

Add groups

<input type="checkbox"/>	Admin name	Last sign-in	Scope ⓘ
<input type="checkbox"/>	Group1	Unavailable for groups	Organization
<input type="checkbox"/>	Group2	Unavailable for groups	AU1

For each of the following statements, select Yes if the statement is true. Otherwise, select No.
NOTE; Each correct selection is worth one point.

Statements	Yes	No
User1 can reset the password of User3.	<input type="radio"/>	<input type="radio"/>
User2 can reset the password of User3.	<input type="radio"/>	<input type="radio"/>
User2 can reset the password of User1.	<input type="radio"/>	<input type="radio"/>

- A. Mastered
- B. Not Mastered

Answer: A

Explanation:

Statements	Yes	No
User1 can reset the password of User3.	<input type="radio"/>	<input checked="" type="radio"/>
User2 can reset the password of User3.	<input type="radio"/>	<input checked="" type="radio"/>
User2 can reset the password of User1.	<input type="radio"/>	<input checked="" type="radio"/>

NEW QUESTION 80

- (Topic 6)

Note: This question is part of a series of questions that present the same scenario. Each question in the series contains a unique solution that might meet the stated goals. Some question sets might have more than one correct solution, while others might not have a correct solution.

After you answer a question in this section, you will NOT be able to return to it. As a result, these questions will not appear in the review screen.

Your network contains an Active Directory domain. You deploy a Microsoft Entra tenant.

Another administrator configures the domain to synchronize to the Microsoft Entra tenant.

You discover that 10 user accounts in an organizational unit (OU) are NOT synchronized to the Microsoft Entra tenant. All the other user accounts synchronized successfully.

You review Microsoft Entra Connect Health and discover that all the user account synchronizations completed successfully.

You need to ensure that the 10 user accounts are synchronized to the Microsoft Entra tenant.

Solution: From Microsoft Entra Connect, you modify the filtering settings. Does this meet the goal?

- A. Yes
- B. No

Answer: B

NEW QUESTION 85

HOTSPOT - (Topic 6)

HOTSPOT


You have a new Microsoft 365 E5 tenant. Enable Security defaults is set to Yes.

A user signs in to the tenant for the first time.

Which multi-factor authentication (MFA) method can the user use, and how many days does the user have to register for MFA? To answer, select the appropriate options in the answer area.

NOTE: Each correct selection is worth one point.

Answer Area



- A. Mastered
- B. Not Mastered

Answer: A

Explanation:

Box 1: Notification to Microsoft Authenticator app

Do users have 14 days to register for Azure AD Multi-Factor Authentication?

Users have 14 days to register for MFA with the Microsoft Authenticator app from their smart phones, which begins from the first time they sign in after security defaults has been enabled. After 14 days have passed, the user won't be able to sign in until MFA registration is completed.

Box 2: 14

Azure AD Identity Protection will prompt your users to register the next time they sign in interactively and they'll have 14 days to complete registration. During this 14-day period, they can bypass registration if MFA isn't required as a condition, but at the end of the period they'll be required to register before they can complete the sign-in process.

NEW QUESTION 88

- (Topic 6)

You have a Microsoft 365 E5 tenant.

industry regulations require that the tenant comply with the ISO 27001 standard. You need to evaluate the tenant based on the standard

- A. From Policy in the Azure portal, select Compliance, and then assign a pokey
- B. From Compliance Manager, create an assessment
- C. From the Microsoft J6i compliance center, create an audit retention policy.
- D. From the Microsoft 365 admin center enable the Productivity Score.

Answer: B

NEW QUESTION 91

- (Topic 6)

You have a Microsoft 365 subscription that uses Microsoft 365 Defender.

You need to compare your company's security configurations to Microsoft best practices and review improvement actions to increase the security posture.

What should you use?

- A. Microsoft Secure Score
- B. Cloud discovery
- C. Exposure distribution
- D. Threat tracker
- E. Exposure score

Answer: A

NEW QUESTION 95

HOTSPOT - (Topic 6)

HOTSPOT

Your network contains an Active Directory domain named fabrikam.com. The domain contains the objects shown in the following table.

Name	Type	In organizational unit (OU)
User1	User	OU1
User2	User	OU1
Group1	Security Group - Global	OU1
User3	User	OU2
Group2	Security Group - Global	OU2

The groups have the members shown in the following table.

Group	Members
Group1	User1
Group2	User2, User3, Group1

You are configuring synchronization between fabrikam.com and an Azure AD tenant.
You configure the Domain/OU Filtering settings in Azure AD Connect as shown in the Domain/OU Filtering exhibit (Click the Domain/OU Filtering tab.)

Welcome

Express Settings

Required Components

User Sign-in

Connect to Azure AD

Sync

Connect Directories

Azure AD sign-in

Domain/OU Filtering

Identifying users

Filtering

Optional Features

Configure

Domain and OU filtering

Directory:

fabrikam.com

Refresh Ou/Domain ?

☐ Sync all domains and OUs

☒ Sync selected domains and OUs

fabrikam.com

☐ Builtin

☐ Computers

☐ Domain Controllers

☐ ForeignSecurityPrincipals

☐ Infrastructure

☐ LostAndFound

☐ Managed Service Accounts

☐ OU1

☒ OU2

☐ Program Data

☐ System

☐ Users

Previous

Next

You configure the Filtering settings in Azure AD Connect as shown in the Filtering exhibit. (Click the Filtering tab.)

Welcome

Express Settings

Required Components

User Sign-in

Connect to Azure AD

Sync

Connect Directories

Azure AD sign-in

Domain/OU Filtering

Identifying users

Filtering

Optional Features

Configure

Filter users and devices

For a pilot deployment, specify a group containing your users and devices that will be synchronized. Nested groups are not supported and will be ignored.

☐ Synchronize all users and devices

☒ Synchronize selected ?

FOREST

fabrikam.com

GROUP

CN=Group2,OU=OU2,DC=fabrikam,DC=com

Resolve

✓

Previous

Next

For each of the following statements, select Yes if the statement is true. Otherwise, select No.
NOTE: Each correct selection is worth one point.

Answer Area

Statements	Yes	No
User2 will synchronize to Azure AD.	<input checked="" type="checkbox"/>	<input type="checkbox"/>
Group2 will synchronize to Azure AD.	<input type="checkbox"/>	<input type="checkbox"/>
User3 will synchronize to Azure AD.	<input type="checkbox"/>	<input type="checkbox"/>

- A. Mastered
- B. Not Mastered

Answer: A

Explanation:

Box 1: No
The filtering is configured to synchronize Group2 and OU2 only. The effect of this is that only members of Group2 who are in OU2 will be synchronized. User2 is in Group2. However, the User2 account object is in OU1 so User2 will not synchronize to Azure AD.

Box 2: Yes
Group2 is in OU2 so Group2 will synchronize to Azure AD. However, only members of the group who are in OU2 will synchronize. Members of Group2 who are in OU1 will not synchronize.

Box 3: Yes
User3 is in Group2 and in OU2. Therefore, User3 will synchronize to Azure AD.

NEW QUESTION 100

HOTSPOT - (Topic 6)

HOTSPOT

You have a Microsoft 365 E5 subscription linked to an Azure Active Directory (Azure AD) tenant. The tenant contains a group named Group1 and the users shown in the following table:

Name	Role
Admin1	Conditional Access administrator
Admin2	Security administrator
Admin3	User administrator

The tenant has a conditional access policy that has the following configurations: Name: Policy1

Assignments:

- Users and groups: Group1
- Cloud apps or actions: All cloud apps

? Access controls:

? Grant, require multi-factor authentication

? Enable policy: Report-only

You set Enabled Security defaults to Yes for the tenant.

For each of the following settings select Yes, if the statement is true. Otherwise, select No.

NOTE: Each correct selection is worth one point.

Statements	Yes	No
Admin1 can set Enable policy for Policy1 to On .	<input type="checkbox"/>	<input type="checkbox"/>
Admin2 can set Enable policy for Policy1 to Off .	<input type="checkbox"/>	<input type="checkbox"/>
Admin3 can set Users and groups for Policy1 to All users .	<input type="checkbox"/>	<input type="checkbox"/>

- A. Mastered
- B. Not Mastered

Answer: A

Explanation:

Report-only mode is a new Conditional Access policy state that allows administrators to evaluate the impact of Conditional Access policies before enabling them in their environment. With the release of report-only mode:

- ? Conditional Access policies can be enabled in report-only mode.
- ? During sign-in, policies in report-only mode are evaluated but not enforced.
- ? Results are logged in the Conditional Access and Report-only tabs of the Sign-in log details.
- ? Customers with an Azure Monitor subscription can monitor the impact of their Conditional Access policies using the Conditional Access insights workbook.

NEW QUESTION 104

- (Topic 6)

Note: This question is part of a series of questions that present the same scenario. Each question in the series contains a unique solution that might meet the stated goals. Some question sets might have more than one correct solution, while others might not have a correct solution.
After you answer a question in this section, you will NOT be able to return to it. As a result, these questions will not appear in the review screen.
Your network contains an on-premises Active Directory domain named contoso.com. The domain contains the users shown in the following table.

Name	UPN suffix
User1	Contoso.com
User2	Fabrikam.com

The domain syncs to an Azure AD tenant named contoso.com as shown in the exhibit. (Click the Exhibit tab.)

PROVISION FROM ACTIVE DIRECTORY



Azure AD Connect cloud provisioning

This feature allows you to manage provisioning from the cloud.

[Manage provisioning \(Preview\)](#)

Azure AD Connect sync

Sync Status	Enabled
Last Sync	Less than 1 hour ago
Password Hash Sync	Enabled

USER SIGN-IN



Federation	Disabled	0 domains
Seamless single sign-on	Enabled	1 domain
Pass-through authentication	Enabled	2 agents

User2 fails to authenticate to Azure AD when signing in as user2@fabrikam.com. You need to ensure that User2 can access the resources in Azure AD.
Solution: From the Microsoft Entra admin center, you add fabrikam.com as a custom domain. You instruct User2 to sign in as user2@fabrikam.com.
Does this meet the goal?

- A. Yes
- B. No

Answer: A

Explanation:

The on-premises Active Directory domain is named contoso.com. To enable users to sign on using a different UPN (different domain), you need to add the domain to Microsoft 365 as a custom domain.

NEW QUESTION 106

HOTSPOT - (Topic 6)

You have a Microsoft 365 E5 subscription that contains the users shown in the following table.

Name	Member of	Role
User1	Group1	User Administrator
User2	Group1	None
User3	Group2	None
User4	None	Global Administrator

You enable self-service password reset (SSPR) for Group1. You configure security questions as the only authentication method for SSPR.
Which users can use SSPR, and which users must answer security questions to reset their password? To answer, select the appropriate options in the answer area.
NOTE; Each correct selection is worth one point.

Answer Area

Users that can use SSPR:

Users that must answer security questions to reset their password:

- A. Mastered
- B. Not Mastered

Answer: A

Explanation:

Answer Area

Users that can use SSPR:

Users that must answer security questions to reset their password:

NEW QUESTION 109

- (Topic 6)

You have a Microsoft 365 E3 subscription that uses Microsoft Defender for Endpoint Plan 1.

Which two Defender for Endpoint features are available to the subscription? Each correct answer presents part of the solution.

NOTE: Each correct selection is worth one point.

- A. advanced hunting
- B. security reports
- C. digital certificate assessment
- D. device discovery
- E. attack surface reduction (ASR)

Answer: BE

Explanation:

B: Overview of Microsoft Defender for Endpoint Plan 1, Reporting

The Microsoft 365 Defender portal (<https://security.microsoft.com>) provides easy access to information about detected threats and actions to address those threats.

The Home page includes cards to show at a glance which users or devices are at risk, how many threats were detected, and what alerts/incidents were created.

The Incidents & alerts section lists any incidents that were created as a result of triggered alerts. Alerts and incidents are generated as threats are detected across devices.

The Action center lists remediation actions that were taken. For example, if a file is sent to quarantine, or a URL is blocked, each action is listed in the Action center on the History tab.

The Reports section includes reports that show threats detected and their status. E: What can you expect from Microsoft Defender for Endpoint P1?

Microsoft Defender for Endpoint P1 is focused on prevention/EPP including:

Next-generation antimalware that is cloud-based with built-in AI that helps to stop ransomware, known and unknown malware, and other threats in their tracks.

(E) Attack surface reduction capabilities that harden the device, prevent zero days, and offer granular control over access and behaviors on the endpoint.

Device based conditional access that offers an additional layer of data protection and breach prevention and enables a Zero Trust approach.

The below table offers a comparison of capabilities are offered in Plan 1 versus Plan 2.

Capabilities	P1	P2
Unified security tools and centralized management	✓	✓
Next-generation antimalware	✓	✓
Attack surface reduction rules	✓	✓
Device control (e.g.: USB)	✓	✓
Endpoint firewall	✓	✓
Network protection	✓	✓
Web control / category-based URL backing	✓	✓
Device-based conditional access	✓	✓
Controlled folder access	✓	✓
APIs, SIEM connector, custom TI	✓	✓
Application control	✓	✓
Endpoint detection and response		✓
Automated investigation and remediation		✓
Threat and vulnerability management		✓
Threat intelligence (Threat Analytics)		✓
Sandbox (deep analysis)		✓
Microsoft Threat Experts**		✓

**Includes Targeted Attack Notifications (TAN) and Experts On Demand (EOD). Customers must apply for TAN. EOD is available for purchase as an add-on.

Incorrect:

Not A: P2 is by far the best fit for enterprises that need an EDR solution including automated investigation and remediation tools, advanced threat prevention and threat and vulnerability management (TVM), and hunting capabilities.

Reference:

<https://learn.microsoft.com/en-us/microsoft-365/security/defender-endpoint/defender-endpoint-plan-1>

<https://techcommunity.microsoft.com/t5/microsoft-defender-for-endpoint/microsoft-defender-for-endpoint-plan-1-now-included-in-m365-e3/ba-p/3060639>

NEW QUESTION 110

HOTSPOT - (Topic 6)

You have an Azure subscription and an on-premises Active Directory domain. The domain contains 50 computers that run Windows 10.

You need to centrally monitor System log events from the computers.

What should you do? To answer, select the appropriate options in the answer area.

NOTE: Each correct selection is worth one point.

In Azure:

<input type="checkbox"/> Add and configure the Diagnostics settings for the Azure Activity Log. <input type="checkbox"/> Add and configure an Azure Log Analytics workspace. <input type="checkbox"/> Add an Azure Storage account and Azure Cognitive Search <input type="checkbox"/> Add an Azure Storage account and a file share.

On the computers:

<input type="checkbox"/> Create an event subscription. <input type="checkbox"/> Modify the membership of the Event Log Readers group. <input type="checkbox"/> Enroll in Microsoft Endpoint Manager. <input type="checkbox"/> Install the Microsoft Monitoring Agent.

- A. Mastered
- B. Not Mastered

Answer: A

Explanation:

In Azure:	<div><div></div><div>▼</div></div> <div>Add and configure the Diagnostics settings for the Azure Activity Log.</div> <div>Add and configure an Azure Log Analytics workspace.</div> <div>Add an Azure Storage account and Azure Cognitive Search</div> <div>Add an Azure Storage account and a file share.</div>
On the computers:	<div><div></div><div>▼</div></div> <div>Create an event subscription.</div> <div>Modify the membership of the Event Log Readers group.</div> <div>Enroll in Microsoft Endpoint Manager.</div> <div>Install the Microsoft Monitoring Agent.</div>

NEW QUESTION 111

- (Topic 6)
You have a Microsoft 365 tenant and a LinkedIn company page.
You plan to archive data from the LinkedIn page to Microsoft 365 by using the LinkedIn connector.
Where can you store data from the LinkedIn connector?

- A. a Microsoft OneDrive for Business folder
- B. a Microsoft SharePoint Online document library
- C. a Microsoft 365 mailbox
- D. Azure Files

Answer: C

Explanation:

Reference:
<https://docs.microsoft.com/en-us/microsoft-365/compliance/archive-linkedin-data?view=o365-worldwide>

NEW QUESTION 116

HOTSPOT - (Topic 6)
You have a Microsoft 365 E5 subscription.
You plan to use a mailbox named Mailbox1 to analyze malicious email messages. You need to configure Microsoft Defender for Office 365 to meet the following requirements:
• Ensure that incoming email is NOT filtered for Mailbox1.
• Detect impersonation and spoofing attacks on all other mailboxes in the subscription. Which two settings should you configure? To answer, select the appropriate settings in the answer area.

Answer Area

Policies	Rules
<div><div></div><div>Anti-phishing</div></div>	<div><div></div><div>Tenant Allow/Block Lists</div></div>
<div><div></div><div>Anti-spam</div></div>	<div><div></div><div>Email authentication settings</div></div>
<div><div></div><div>Anti-malware</div></div>	<div><div></div><div>DKIM</div></div>
<div><div></div><div>Safe Attachments</div></div>	<div><div></div><div>Advanced delivery</div></div>
<div><div></div><div>Safe Links</div></div>	<div><div></div><div>Enhanced filtering</div></div>
	<div><div></div><div>Quarantine policies</div></div>

- A. Mastered
- B. Not Mastered

Answer: A

Explanation:

? Safe Attachments policy: This policy allows you to specify how to handle email attachments that might contain malware. You can create a custom policy for Mailbox1 and set the action to Do not scan attachments. This will ensure that incoming email is not filtered for Mailbox1. You can also enable the Redirect attachment option to send a copy of the original attachment to another mailbox for analysis1.
? Anti-phishing policy: This policy helps you protect your organization from impersonation and spoofing attacks. You can create a default policy for all other mailboxes in the subscription and enable the following features: Impersonation protection, Spoof intelligence, and Domain authentication. These features will help you detect and block emails that try to impersonate your users, domains, or trusted senders2.

NEW QUESTION 118

- (Topic 6)
 You have a Microsoft 365 subscription.
 You configure a data loss prevention (DLP) policy.
 You discover that users are incorrectly marking content as false positive and bypassing the DLP policy.
 You need to prevent the users from bypassing the DLP policy. What should you configure?

- A. actions
- B. incident reports
- C. exceptions
- D. user overrides

Answer: D

Explanation:
 A DLP policy can be configured to allow users to override a policy tip and report a false positive. You can educate your users about DLP policies and help them remain compliant without blocking their work. For example, if a user tries to share a document containing sensitive information, a DLP policy can both send them an email notification and show them a policy tip in the context of the document library that allows them to override the policy if they have a business justification. The same policy tips also appear in Outlook on the web, Outlook, Excel, PowerPoint, and Word. If you find that users are incorrectly marking content as false positive and bypassing the DLP policy, you can configure the policy to not allow user overrides.
 Reference:
<https://docs.microsoft.com/en-us/office365/securitycompliance/data-loss-prevention-policies>

NEW QUESTION 120

FILL IN THE BLANK - (Topic 6)
 You have a Microsoft 365 subscription.
 From Microsoft 365 Defender, you create a role group named US eDiscovery Managers by copying the eDiscovery Manager role group.
 You need to ensure that the users in the new role group can only perform content searches of mailbox content for users in the United States.
 Solution: From Windows PowerShell, you run the New-complianceSecurityFilter cmdlet with the appropriate parameters.
 Does this meet the goal?
 A Yes

A. No

Answer: A

NEW QUESTION 123

- (Topic 6)
 You implement Microsoft Azure Advanced Threat Protection (Azure ATP). You have an Azure ATP sensor configured as shown in the following exhibit.



How long after the Azure ATP cloud service is updated will the sensor update?

- A. 20 hours
- B. 12 hours
- C. 7 hours
- D. 48 hours

Answer: B

NEW QUESTION 127

HOTSPOT - (Topic 6)
 HOTSPOT

			progress	actions	summary			
SP800	15444	Incomplete	72%	3 of 450 completed	887 of 887 completed	Group1	Microsoft 365	NIST 800-53
Data Protection Baseline	14370	Incomplete	70%	3 of 489 completed	835 of 835 completed	Group2	Microsoft 365	Data Protection Baseline

The SP800 assessment has the improvement actions shown in the following table.

Answer Area	Statements	Yes	No
	Establish a threat intelligence program will appear as Implemented in the SP800 assessment.	<input type="radio"/>	<input type="radio"/>
	The SP800 assessment score will increase by 54 points.	<input type="radio"/>	<input type="radio"/>
	The Data Protection Baseline score will increase by 9 points.	<input type="radio"/>	<input type="radio"/>

- A. Mastered
 B. Not Mastered

Answer: A

Explanation:

Answer Area

Statements	Yes	No
Establish a threat intelligence program will appear as implemented in the SP800 assessment.	<input type="radio"/>	<input checked="" type="radio"/>
The SP800 assessment score will increase by 54 points.	<input type="radio"/>	<input checked="" type="radio"/>
The Data Protection Baseline score will increase by 9 points.	<input type="radio"/>	<input checked="" type="radio"/>

NEW QUESTION 131

- (Topic 6)

Your network contains an on-premises Active Directory domain named contoso.com.

For all user accounts, the Logon Hours settings are configured to prevent sign-ins outside of business hours.

You plan to sync contoso.com to an Azure AD tenant.

You need to recommend a solution to ensure that the logon hour restrictions apply when synced users sign in to Azure AD.

What should you include in the recommendation?

- A. pass-through authentication
 B. conditional access policies
 C. password synchronization
 D. Azure AD Identity Protection policies

Answer: A

Explanation:

Reference:

<https://nickblog.azurewebsites.net/2016/10/17/azure-ad-pass-through-authentication/>

NEW QUESTION 135

HOTSPOT - (Topic 6)

Your company has a Microsoft 365 tenant

You plan to allow users that are members of a group named Engineering to enroll their mobile device in mobile device management (MDM)

The device type restriction are configured as shown in the following table.

Priority	Name	Allowed platform	Assigned to
1	iOS	iOS	Marketing
2	Android	Android	Engineering
Default	All users	All platforms	All users

The device limit restriction are configured as shown in the following table.

Priority	Name	Device limit	Assigned to
1	Engineering	15	Engineering
2	West Region	5	Engineering
Default	All users	10	All users

Answer Area

Device limit:

5
10
15

Allowed platform

Android only
iOS only
All platforms

- A. Mastered
 B. Not Mastered

Answer: A

Explanation:

<https://docs.microsoft.com/en-us/mem/intune/enrollment/enrollment-restrictions-set#change-enrollment-restriction-priority>

NEW QUESTION 137

DRAG DROP - (Topic 6)

You have an Azure subscription that is linked to a hybrid Microsoft Entra tenant.

All users sync from Active Directory Domain Services (AD DS) to the tenant by using Express Settings in Microsoft Entra Connect.

You plan to implement self-service password reset (SSPR).

You need to ensure that when a user resets or changes a password, the password syncs with AD DS.

Which actions should you perform in sequence? To answer, drag the appropriate actions to the correct order. Each action may be used once, more than once, or not at all. You may need to drag the split bar between panes or scroll to view content.

NOTE: Each correct selection is worth one point.

Actions

From the Microsoft Entra admin center, configure on-premises integration password writeback.

From the Microsoft Entra admin center, configure the authentication methods for SSPR.

From the Microsoft Entra admin center, configure the registration settings for SSPR.

Select Group writeback in Microsoft Entra Connect.

Select Password writeback in Microsoft Entra Connect.

Answer Area

Step 1: Validate permissions for the Microsoft Entra Connect account.

Step 2:

Step 3:

- A. Mastered
- B. Not Mastered

Answer: A

Explanation:

Actions

From the Microsoft Entra admin center, configure on-premises integration password writeback.

From the Microsoft Entra admin center, configure the authentication methods for SSPR.

From the Microsoft Entra admin center, configure the registration settings for SSPR.

Select Group writeback in Microsoft Entra Connect.

Select Password writeback in Microsoft Entra Connect.

Answer Area

Step 1: Validate permissions for the Microsoft Entra Connect account.

Step 2: From the Microsoft Entra admin center, configure on-premises integration password writeback.

Step 3: Select Password writeback in Microsoft Entra Connect.

NEW QUESTION 141

HOTSPOT - (Topic 6)

From the Microsoft Purview compliance portal, you create a retention policy named Policy 1. You need to prevent all users from disabling the policy or reducing the retention period. How should you configure the Azure PowerShell command? To answer select the appropriate options in the answer area.

NOTE: Each correct selection is worth one point.

Answer Area

Set-RetentionCompliancePolicy

Set-ComplianceTag

Set-HoldCompliancePolicy

Set-RetentionCompliancePolicy

Set-RetentionPolicy

Set-RetentionPolicyTag

-Identity "Policy1"

-RestrictiveRetention

-enabled

-Force

-RestrictiveRetention

-RetentionPolicyTagLinks

-SystemTag

\$true

- A. Mastered
- B. Not Mastered

Answer: A

Explanation:

Answer Area

Set-RetentionCompliancePolicy

Set-ComplianceTag

Set-HoldCompliancePolicy

Set-RetentionCompliancePolicy

Set-RetentionPolicy

Set-RetentionPolicyTag

-Identity "Policy1"

-RestrictiveRetention

-enabled

-Force

-RestrictiveRetention

-RetentionPolicyTagLinks

-SystemTag

\$true

NEW QUESTION 143

HOTSPOT - (Topic 6)

HOTSPOT

You have a Microsoft 365 subscription. You deploy the anti-phishing policy shown in the following exhibit.

Your Partner of IT Exam

visit - <https://www.examible.com>

Use the drop-down menus to select the answer choice that completes each statement based on the information presented in the graphic.

NOTE: Each correct selection is worth one point.

Answer Area

To ensure that malicious email impersonating the CEO of a partner company is blocked, you must modify the [answer choice] setting.

To minimize disrupting users that frequently exchange legitimate email with the CEO of a partner company, you must configure the [answer choice] setting.

- A. Mastered
- B. Not Mastered

Answer: A

Explanation:

Box 1: Enable users to protect

Anti-phishing policies in Defender for Office 365 also have impersonation settings where you can specify individual sender email addresses or sender domains that will receive impersonation protection.

User impersonation protection

User impersonation protection prevents specific internal or external email addresses from being impersonated as message senders. For example, you receive an email message from the Vice President of your company asking you to send her some internal company information. Would you do it? Many people would send the reply without thinking.

You can use protected users to add internal and external sender email addresses to protect from impersonation. This list of senders that are protected from user impersonation

is different from the list of recipients that the policy applies to (all recipients for the default policy; specific recipients as configured in the Users, groups, and domains setting in the Common policy settings section).

When you add internal or external email addresses to the Users to protect list, messages from those senders are subject to impersonation protection checks. The message is checked for impersonation if the message is sent to a recipient that the policy applies to (all recipients for the default policy; Users, groups, and domains recipients in custom policies). If impersonation is detected in the sender's email address, the action for impersonated users is applied to the message.

Box 2: Add trusted senders and domains Trusted senders and domains

Trusted senders and domain are exceptions to the impersonation protection settings. Messages from the specified senders and sender domains are never classified as impersonation-based attacks by the policy. In other words, the action for protected senders, protected domains, or mailbox intelligence protection aren't applied to these trusted senders or sender domains. The maximum limit for these lists is 1024 entries.

NEW QUESTION 144

- (Topic 6)

Note: This question is part of a series of questions that present the same scenario. Each question in the series contains a unique solution that might meet the stated goals. Some question sets might have more than one correct solution, while others might not have a correct solution.

After you answer a question in this section, you will NOT be able to return to it. As a result, these questions will not appear in the review screen.

You have a Microsoft 365 E5 subscription.

You create an account for a new security administrator named SecAdmin1.

You need to ensure that SecAdmin1 can manage Office 365 Advanced Threat Protection (ATP) settings and policies for Microsoft Teams, SharePoint, and OneDrive.

Solution: From the Azure Active Directory admin center, you assign SecAdmin1 the Security administrator role.

Does this meet the goal?

- A. Yes
- B. No

Answer: A

NEW QUESTION 145

- (Topic 6)

You have a Microsoft 365 subscription.

You plan to implement Microsoft Purview Privileged Access Management. Which Microsoft Office 365 workloads support privileged access?

- A. Microsoft Exchange Online only
- B. Microsoft Teams only
- C. Microsoft Exchange Online and SharePoint Online only
- D. Microsoft Teams and SharePoint Online only
- E. Microsoft Teams, Exchange Online, and SharePoint Online

Answer: A

Explanation:

Privileged access management

Having standing access by some users to sensitive information or critical network configuration settings in Microsoft Exchange Online is a potential pathway for compromised accounts or internal threat activities. Microsoft Purview Privileged Access Management helps protect your organization from breaches and helps to meet compliance best practices by limiting standing access to sensitive data or access to critical configuration settings. Instead of administrators having constant access, just-in-time access rules are implemented for tasks that need elevated permissions. Enabling privileged access management for Exchange Online in Microsoft 365 allows your organization to operate with zero standing privileges and provide a layer of defense against standing administrative access vulnerabilities.

Note: When will privileged access support Office 365 workloads beyond Exchange? Privileged access management will be available in other Office 365 workloads soon.

Reference:

<https://learn.microsoft.com/en-us/microsoft-365/compliance/privileged-access-management-solution-overview>

<https://learn.microsoft.com/en-us/microsoft-365/compliance/privileged-access-management>

NEW QUESTION 146

- (Topic 6)

You have a Microsoft 365 E5 subscription that uses Microsoft Defender for Office 365. You have the policies shown in the following table.

Name	Type
Policy1	Anti-phishing
Policy2	Anti-spam
Policy3	Anti-malware
Policy4	Safe Attachments

All the policies are configured to send malicious email messages to quarantine. Which policies support a customized quarantine retention period?

- A. Policy1 and Policy2 only
- B. Policy2 and Policy4 only
- C. Policy3 and Policy4 only
- D. Policy1 and Policy3only

Answer: A

NEW QUESTION 150

- (Topic 6)

Note: This question is part of a series of questions that present the same scenario. Each question in the series contains a unique solution that might meet the stated goals. Some question sets might have more than one correct solution, while others might not have a correct solution.

After you answer a question in this section, you will NOT be able to return to it. As a result, these questions will not appear in the review screen.

You have a Microsoft 365 E5 subscription.

You create an account for a new security administrator named SecAdmin1.

You need to ensure that SecAdmin1 can manage Microsoft Defender for Office 365 settings and policies for Microsoft Teams, SharePoint, and OneDrive.

Solution: From the Microsoft Entra admin center, you assign SecAdmin1 the Security Administrator role.

Does this meet the goal?

- A. Yes
- B. No

Answer: A

Explanation:

You need to assign the Security Administrator role. Reference:

<https://docs.microsoft.com/en-us/microsoft-365/security/office-365-security/office-365-atp>

NEW QUESTION 154

- (Topic 6)

You have an Azure Active Directory (Azure AD) tenant that contains a user named User1. Your company purchases a Microsoft 365 subscription.

You need to ensure that User1 is assigned the required role to create file policies and manage alerts in the Cloud App Security admin center.

Solution: From the Azure Active Directory admin center, you assign the Compliance administrator role to User1.

Does this meet the goal?

- A. Yes
- B. No

Answer: A

NEW QUESTION 155

- (Topic 6)

You have a Microsoft 365 tenant that contains a Windows 10 device. The device is onboarded to Microsoft Defender for Endpoint.

From Microsoft Defender Security Center, you perform a security investigation. You need to run a PowerShell script on the device to collect forensic information.

Which action should you select on the device page?

- A. Initiate Live Response Session
- B. Initiate Automated Investigation
- C. Collect investigation package
- D. Go hunt

Answer: A

Explanation:

Reference:

<https://docs.microsoft.com/en-us/microsoft-365/security/defender-endpoint/live-response?view=o365-worldwide>

NEW QUESTION 160

- (Topic 6)

You have a Microsoft 365 subscription that contains an Azure AD tenant named contoso.com. The tenant includes a user named User1.

You enable Azure AD Identity Protection.

You need to ensure that User1 can review the list in Azure AD Identity Protection of users flagged for risk. The solution must use the principle of least privilege. To which role should you add User1?

- A. Security Reader
- B. Global Administrator
- C. Owner
- D. User Administrator

Answer: A

NEW QUESTION 162

HOTSPOT - (Topic 6)

You have a Microsoft 365 subscription.

Your network uses an IP address space of 51.40.15.0/24.

An Exchange Online administrator recently created a role named Role1 from a computer on the network.

You need to identify the name of the administrator by using an audit log search.

For which activities should you search and by which field should you filter in the audit log search? To answer, select the appropriate options in the answer area.

NOTE: Each correct selection is worth one point.

Activities to search for:

	▼
Exchange mailbox activities	
Site administration activities	
Show results for all activities	
Role administration activities	

Field to filter by:

	▼
Item	
User	
Detail	
IP address	

- A. Mastered
- B. Not Mastered

Answer: A

Explanation:

Activities to search for:

	▼
Exchange mailbox activities	
Site administration activities	
Show results for all activities	
Role administration activities	

Field to filter by:

	▼
Item	
User	
Detail	
IP address	

NEW QUESTION 163

- (Topic 6)

You have a Microsoft 365 E5 subscription that uses Microsoft Defender for Endpoint.

When users attempt to access the portal of a partner company, they receive the message shown in the following exhibit.

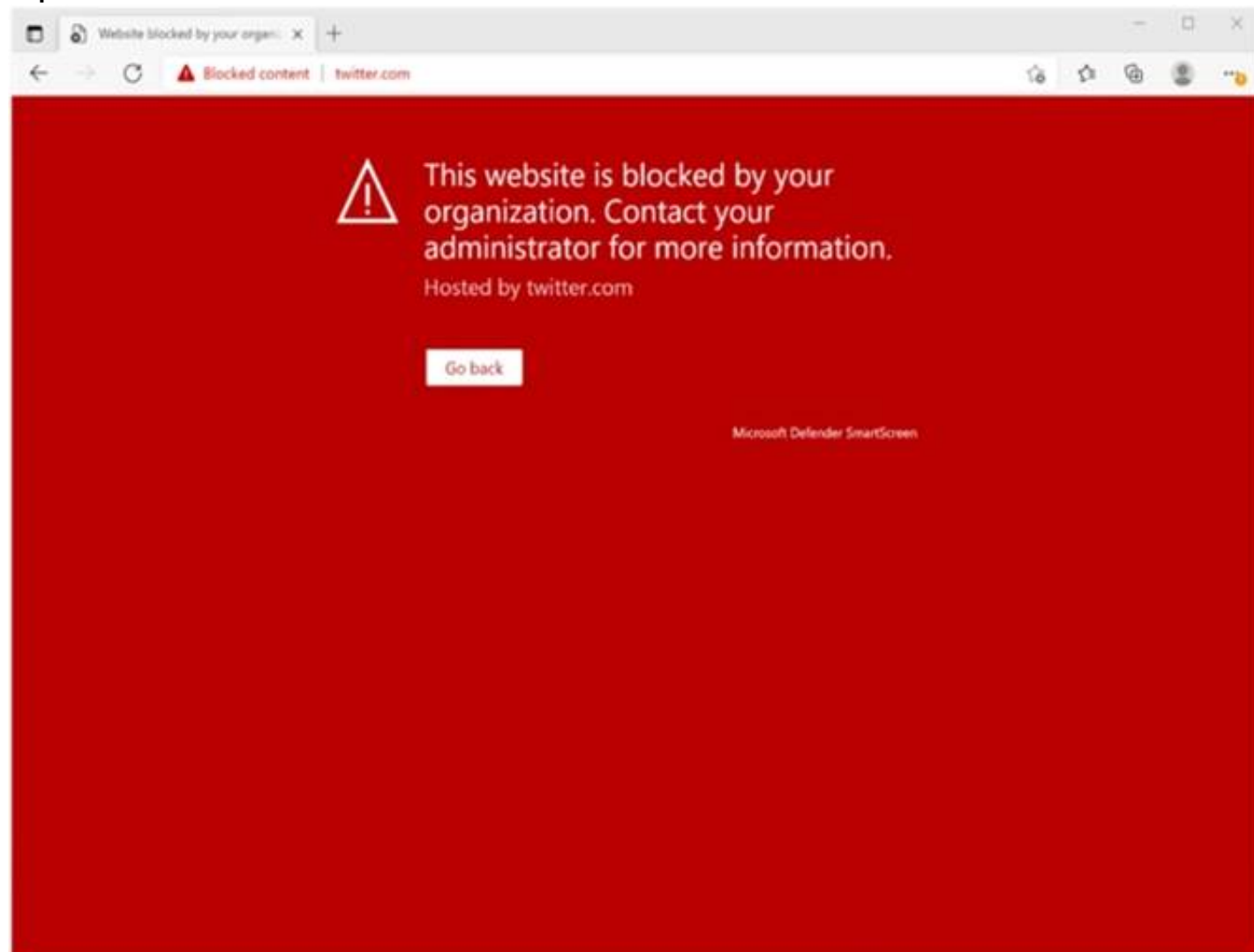


You need to enable user access to the partner company's portal. Which Microsoft Defender for Endpoint setting should you modify?

- A. Alert notifications
- B. Alert suppression
- C. Custom detections
- D. Advanced hunting
- E. Indicators

Answer: E

Explanation:



This Website Is Blocked By Your Organization

Custom indicators will block malicious IPs, URLs, and domains. Then, they will display the above message for the user.

Reference: <https://jadexstrategic.com/web-protection/>

NEW QUESTION 166

HOTSPOT - (Topic 6)

You have a Microsoft 365 Enterprise E5 subscription.

You add a cloud-based app named App1 to the Azure AD enterprise applications list.

You need to ensure that two-step verification is enforced for all user accounts the next time they connect to App1.

Which three settings should you configure from the policy? To answer, select the appropriate settings in the answer area.

NOTE: Each correct selection is worth one point.

Answer Area

New ...

Conditional Access policy

Control access based on Conditional Access policy to bring signals together, to make decisions, and enforce organizational policies.
[Learn more](#)

Control access based on who the policy will apply to, such as users and groups, workload identities, directory roles, or external guests.
[Learn more](#)

Name *

App1 policy

What does this policy apply to?

Users and groups

Assignments

Users or workload identities ⓘ

All users

Cloud apps or actions ⓘ

No cloud apps, actions, or authentication contexts selected

Conditions ⓘ

0 conditions selected

Access controls

Grant ⓘ

0 controls selected

Session ⓘ

0 controls selected

Include Exclude

☐ None

☒ All users

☐ Select users and groups

⚠ Don't lock yourself out! This policy will affect all of your users. We recommend applying a policy to a small set of users first to verify it behaves as expected.

Enable policy

Report-only

On

Off

☒

- A. Mastered
B. Not Mastered

Answer: A

Explanation:
Answer Area

New ...

Conditional Access policy

Control access based on Conditional Access policy to bring signals together, to make decisions, and enforce organizational policies.
[Learn more](#)

Control access based on who the policy will apply to, such as users and groups, workload identities, directory roles, or external guests.
[Learn more](#)

Name *

App1 policy

What does this policy apply to?

Users and groups

Assignments

Users or workload identities ⓘ

All users

Cloud apps or actions ⓘ

No cloud apps, actions, or authentication contexts selected

Conditions ⓘ

0 conditions selected

Access controls

Grant ⓘ

0 controls selected

Session ⓘ

0 controls selected

Include Exclude

☐ None

☒ All users

☐ Select users and groups

⚠ Don't lock yourself out! This policy will affect all of your users. We recommend applying a policy to a small set of users first to verify it behaves as expected.

Enable policy

Report-only

On

Off

☒

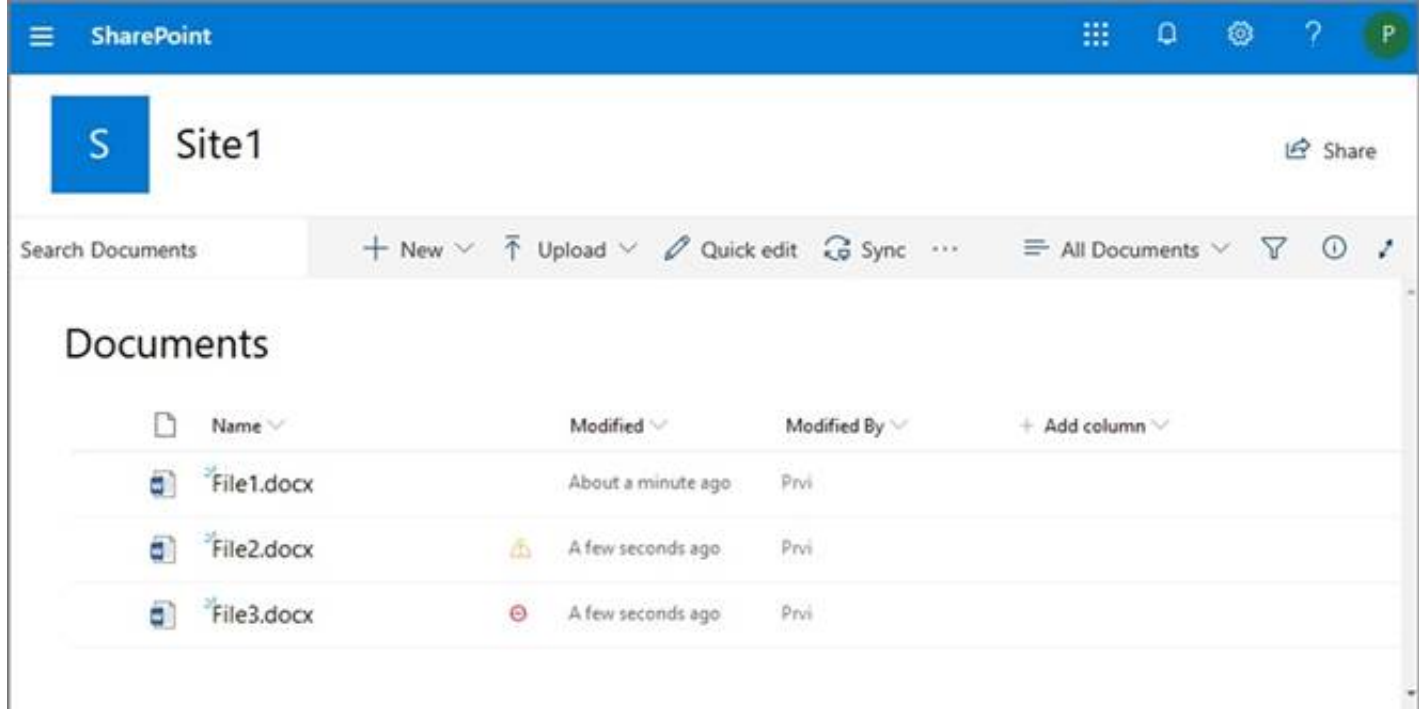
NEW QUESTION 169

HOTSPOT - (Topic 6)

From the Microsoft 365 compliance center, you configure a data loss prevention (DLP) policy for a Microsoft SharePoint Online site named Site1. Site1 contains the roles shown in the following table.

Role	Member
Site owner	Prvi
Site member	User1
Site visitor	User2

Prvi creates the files shown in the exhibit. (Click the Exhibit tab.)



Which files can User1 and User2 open? To answer, select the appropriate options in the answer area.

NOTE: Each correct selection is worth one point.

User1:

File1.docx only

File1.docx and File2.docx only

File1.docx, File2.docx, and File3.docx

User2:

File1.docx only

File1.docx and File2.docx only

File1.docx, File2.docx, and File3.docx

- A. Mastered
- B. Not Mastered

Answer: A

Explanation:

User1:

File1.docx only

File1.docx and File2.docx only

File1.docx, File2.docx, and File3.docx

User2:

File1.docx only

File1.docx and File2.docx only

File1.docx, File2.docx, and File3.docx

NEW QUESTION 171

HOTSPOT - (Topic 6)

You have a Microsoft 365 E5 subscription and an Azure AD tenant named contoso.com.

All users have computers that run Windows 11, are joined to contoso.com, and are protected by using BitLocker Drive Encryption (BitLocker).

You plan to create a user named Admin1 that will perform following tasks:

- View BitLocker recovery keys.
- Configure the usage location for the users in contoso.com.

You need to assign roles to Admin1 to meet the requirements. The solution must use the principle of least privilege. Which two roles should you assign? To answer, select the appropriate roles in the answer area.

NOTE: Each correct selection is worth one point

Answer Area

Devices

- ☐ Cloud Device Administrator ⓘ
- ☐ Desktop Analytics Administrator ⓘ
- ☐ Intune Administrator ⓘ
- ☐ Printer Administrator ⓘ
- ☐ Printer Technician ⓘ
- ☐ Windows 365 Administrator ⓘ

Global

- ☐ Global Administrator ⓘ

Identity

- ☐ Application Administrator ⓘ
- ☐ Application Developer ⓘ
- ☐ Authentication Administrator ⓘ
- ☐ Cloud Application Administrator ⓘ
- ☐ Conditional Access Administrator ⓘ
- ☐ Domain Name Administrator ⓘ
- ☐ External Identity Provider Administrator ⓘ
- ☐ Guest Inviter ⓘ
- ☐ Helpdesk Administrator ⓘ
- ☐ Hybrid Identity Administrator ⓘ
- ☐ License Administrator ⓘ
- ☐ Password Administrator ⓘ

- A. Mastered
- B. Not Mastered

Answer: A

Explanation:

Answer Area

Devices

☐ Cloud Device Administrator ⓘ

☐ Desktop Analytics Administrator ⓘ

☐ Intune Administrator ⓘ

☐ Printer Administrator ⓘ

☐ Printer Technician ⓘ

☐ Windows 365 Administrator ⓘ

Global

☐ Global Administrator ⓘ

Identity

☐ Application Administrator ⓘ

☐ Application Developer ⓘ

☐ Authentication Administrator ⓘ

☐ Cloud Application Administrator ⓘ

☐ Conditional Access Administrator ⓘ

☐ Domain Name Administrator ⓘ

☐ External Identity Provider Administrator ⓘ

☐ Guest Inviter ⓘ

☐ Helpdesk Administrator ⓘ

☐ Hybrid Identity Administrator ⓘ

☐ License Administrator ⓘ

☐ Password Administrator ⓘ

NEW QUESTION 175

DRAG DROP - (Topic 6)

You have a Microsoft 365 subscription that contains the devices shown in the following table.

Name	Operating system	Microsoft Intune
Device1	Windows 11 Enterprise	Enrolled
Device2	iOS	Enrolled
Device3	Android	Not enrolled

You install Microsoft Word on all the devices.

You plan to configure policies to meet the following requirements:

- Word files created by using Windows devices must be encrypted automatically.
- If an Android device becomes jailbroken, access to corporate data must be blocked from Word.
- For iOS devices, users must be prevented from using native or third-party mail clients to connect to Microsoft 365.

Which type of policy should you configure for each device? To answer, drag the appropriate policy types to the correct devices. Each policy type may be used once, more than once, or not at all. You may need to drag the split bar between panes or scroll to view content.

NOTE: Each correct selection is worth one point.

Policy Types

App configuration policy

App protection policy

Compliance policy

Conditional Access policy

Answer Area

Device1:

Device2:

Device3:

- A. Mastered
B. Not Mastered

Answer: A

Explanation:

Policy Types	Answer Area
App configuration policy	Device1: App protection policy
App protection policy	Device2: Conditional Access policy
Compliance policy	Device3: Compliance policy
Conditional Access policy	

NEW QUESTION 178

- (Topic 6)

You have Windows 10 devices that are managed by using Microsoft Endpoint Manager. You need to configure the security settings in Microsoft Edge. What should you create in Microsoft Endpoint Manager?

- A. an app configuration policy
B. an app
C. a device configuration profile
D. a device compliance policy

Answer: C

Explanation:

Reference:

<https://docs.microsoft.com/en-us/deployedge/configure-edge-with-intune>

NEW QUESTION 181

- (Topic 6)

You have a Microsoft 365 subscription that uses Security & Compliance retention policies.

You implement a preservation lock on a retention policy that is assigned to all executive users.

Which two actions can you perform on the retention policy? Each correct answer presents a complete solution.

NOTE: Each correct selection is worth one point?

- A. Add locations to the policy
B. Reduce the duration of policy
C. Remove locations from the policy
D. Extend the duration of the policy
E. Disable the policy

Answer: AB

NEW QUESTION 184

- (Topic 6)

Note: This question is part of a series of questions that present the same scenario. Each question in the series contains a unique solution that might meet the stated goals. Some question sets might have more than one correct solution, while others might not have a correct solution.

After you answer a question in this section, you will NOT be able to return to it as a result these questions will not appear in the review screen.

Your network contains an Active Directory forest. You deploy Microsoft 365.

You plan to implement directory synchronization.

You need to recommend a security solution for the synchronized identities. The solution must meet the following requirements:

- Users must be able to authenticate successfully to Microsoft 365 services if Active Directory becomes unavailable.
- User passwords must be 10 characters or more.

Solution: Implement pass-through authentication and configure password protection in the Azure AD tenant. Does this meet the goal?

- A. Yes
B. No

Answer: B

NEW QUESTION 185

- (Topic 6)

You have a Microsoft 365 E5 tenant.

You need to be notified when emails with attachments that contain sensitive personal data are sent to external recipients.

Which two policies can you use? Each correct answer presents a complete solution.

NOTE: Each correct selection is worth one point.

- A. a data loss prevention (DLP) policy
B. a sensitivity label policy
C. a Microsoft Cloud App Security file policy
D. a communication compliance policy
E. a retention label policy

Answer: AD

NEW QUESTION 189

- (Topic 6)

You have a Microsoft 365 E5 subscription. The subscription contains users that have the following types of devices:

- Windows 10
- Android
- OS

On which devices can you configure the Endpoint DLP policies?

- A. Windows 10 only
- B. Windows 10 and Android only
- C. Windows 10 and macOS only
- D. Windows 10, Android, and iOS

Answer: D

Explanation:

Endpoint data loss prevention (Endpoint DLP) extends the activity monitoring and protection capabilities of DLP to sensitive items that are physically stored on Windows 10, Windows 11, and macOS (Catalina 10.15 and higher) devices. Once devices are onboarded into the Microsoft Purview solutions, the information about what users are doing with sensitive items is made visible in activity explorer and you can enforce protective actions on those items via DLP policies.

<https://docs.microsoft.com/en-us/microsoft-365/compliance/endpoint-dlp-learn-about?view=o365-worldwide>

NEW QUESTION 193

HOTSPOT - (Topic 6)

You have a Microsoft 365 E5 subscription that contains the devices shown in the following table.

Name	Group
Device1	DeviceGroup1
Device2	DeviceGroup2

At 08:00, you create an incident notification rule that has the following configurations:

- Name: Notification!
- Notification settings
 - o Notify on alert severity: Low
 - o Device group scope: All (3)
 - o Details: First notification per incident

• Recipients: User1@contoso.com, User2@contoso.com

At 08:02, you create an incident notification rule that has the following configurations:

- Name: Notification
- Notification settings
 - o Notify on alert severity: Low, Medium
 - o Device group scope: DeviceGroup1, DeviceGroup2
- Recipients: User1@contoso.com

In Microsoft 365 Defender, alerts are logged as shown in the following table.

Time	Alert name	Severity	Impacted assets
08:05	Activity1	Low	Device1
08:07	Activity1	Low	Device1
08:08	Activity1	Medium	Device1
08:15	Activity2	Medium	Device2
08:16	Activity2	Medium	Device2
08:20	Activity1	High	Device1
08:30	Activity3	Medium	Device2
08:35	Activity2	High	Device2

For each of the following statements, select Yes if the statement is true. Otherwise, select No.

NOTE: Each correct selection is worth one point.

Answer Area

Statements

User1@contoso.com will receive two incident notification emails for the alert at 08:05.

Yes

☐

No

☐

User2@contoso.com will receive an incident notification email for the alert at 08:07.

☐☐

User1@contoso.com will receive an incident notification email for the alert at 08:20.

☐☐

- A. Mastered
- B. Not Mastered

Answer: A

Explanation:

Answer Area

Statements

User1@contoso.com will receive two incident notification emails for the alert at 08:05.

Yes

☐

No

☒

User2@contoso.com will receive an incident notification email for the alert at 08:07.

☒☐

User1@contoso.com will receive an incident notification email for the alert at 08:20.

☐☒

NEW QUESTION 195

HOTSPOT - (Topic 6)

HOTSPOT

You have a Microsoft 365 E5 subscription that contains a Microsoft SharePoint site named Site1 and a data loss prevention (DLP) policy named DLP1. DLP1 contains the rules shown in the following table.

Name	Priority	Action
Rule1	0	Notify users by using email and policy tips. Customize the policy tip as Rule1 tip. Disable user overrides.
Rule2	1	Notify users by using email and policy tips. Customize the policy tip as Rule2 tip. Restrict access to the content. Disable user overrides.
Rule3	2	Notify users by using email and policy tips. Customize the policy tip as Rule3 tip. Restrict access to the content. Enable user overrides.
Rule4	3	Notify users by using email and policy tips. Customize the policy tip as Rule4 tip. Restrict access to the content. Disable user overrides.

Site1 contains the files shown in the following table.

Name	Matched DLP rule
File1.docx	Rule1, Rule2, Rule3
File2.docx	Rule1, Rule3, Rule4

Which policy tips are shown for each file? To answer, select the appropriate options in the answer area.

NOTE: Each correct selection is worth one point.

Answer Area

File1.docx:

☐ Rule1 tip only

☐ Rule2 tip only

☐ Rule3 tip only

☐ Rule1 tip and Rule2 tip only

☐ Rule1 tip, Rule2 tip, and Rule3 tip

File2.docx:

☐ Rule1 tip only

☐ Rule3 tip only

☐ Rule4 tip only

☐ Rule1 tip and Rule4 tip only

☐ Rule1 tip, Rule3 tip, and Rule4 tip

- A. Mastered
B. Not Mastered

Answer: A

Explanation:

Box 1: Rule1 tip only

File1 matches Rule1, Rule2, and Rule3. Rule1 has the highest priority.

Note: The Priority parameter specifies a priority value for the policy that determines the order of policy processing. A lower integer value indicates a higher priority, the value 0 is the highest priority, and policies can't have the same priority value.

Box 2: Rule1 tip only

Note: User Override support

The option to override is per rule, and it overrides all of the actions in the rule (except sending a notification, which can't be overridden).

It's possible for content to match several rules in a DLP policy or several different DLP policies, but only the policy tip from the most restrictive, highest-priority rule will be shown (including policies in Test mode). For example, a policy tip from a rule that blocks access to content will be shown over a policy tip from a rule that simply sends a notification. This prevents people from seeing a cascade of policy tips.

If the policy tips in the most restrictive rule allow people to override the rule, then overriding this rule also overrides any other rules that the content matched.

NEW QUESTION 199

HOTSPOT - (Topic 6)

You have a Microsoft 365 E5 subscription that uses Microsoft Intune and contains the devices shown in the following table.

Name	Platform	Intune
Device1	iOS	Enrolled
Device2	macOS	Not enrolled

You need to onboard Device1 and Device2 to Microsoft Defender for Endpoint.
What should you use to onboard each device? To answer, select the appropriate options in the answer area.
NOTE: Each correct selection is worth one point.

Answer Area

Device1:

Microsoft Endpoint Manager

A local script

Group Policy

Microsoft Endpoint Manager

An app from the Google Play store

Integration with Microsoft Defender for Cloud

Device2:

A local script

A local script

Group Policy

Microsoft Endpoint Manager

An app from the Google Play store

Integration with Microsoft Defender for Cloud

- A. Mastered
- B. Not Mastered

Answer: A

Explanation:

Answer Area

Device1:

Microsoft Endpoint Manager

A local script

Group Policy

Microsoft Endpoint Manager

An app from the Google Play store

Integration with Microsoft Defender for Cloud

Device2:

A local script

A local script

Group Policy

Microsoft Endpoint Manager

An app from the Google Play store

Integration with Microsoft Defender for Cloud

NEW QUESTION 204

HOTSPOT - (Topic 6)

Your company has a Microsoft 365 subscription That contains the domains shown in the following exhibit.

Domains

+ Add domain

Buy domain

Refresh

Domain name ↑	Status	Choose columns
<input type="checkbox"/> contoso221018.onmicrosoft.com (Default)	Healthy	
<input type="checkbox"/> contoso.com	Incomplete setup	
<input type="checkbox"/> east.contoso221018.onmicrosoft.com	No services selected	

Use the drop-down menus to select the answer choice that completes each statement based on the information presented in the graphic.
NOTE; Each correct selection is worth one point.

Answer Area

An administrator can create usernames that contain the [answer choice].

contoso221018.onmicrosoft.com domain only

contoso221018.onmicrosoft.com domain and all its subdomains only

contoso221018.onmicrosoft.com and east.contoso221018.onmicrosoft.com domains only

contoso221018.onmicrosoft.com, east.contoso221018.onmicrosoft.com, and contoso.com domains

Exchange Online can receive inbound email messages sent to the [answer choice].

contoso221018.onmicrosoft.com domain only

contoso221018.onmicrosoft.com domain and all its subdomains only

contoso221018.onmicrosoft.com and east.contoso221018.onmicrosoft.com domains only

contoso221018.onmicrosoft.com, east.contoso221018.onmicrosoft.com, and contoso.com domains

- A. Mastered
- B. Not Mastered

Answer: A

Explanation:

Answer Area

An administrator can create usernames that contain the [answer choice].

contoso221018.onmicrosoft.com domain only

contoso221018.onmicrosoft.com domain and all its subdomains only

contoso221018.onmicrosoft.com and east.contoso221018.onmicrosoft.com domains only

contoso221018.onmicrosoft.com, east.contoso221018.onmicrosoft.com, and contoso.com domains

Exchange Online can receive inbound email messages sent to the [answer choice].

contoso221018.onmicrosoft.com domain only

contoso221018.onmicrosoft.com domain and all its subdomains only

contoso221018.onmicrosoft.com and east.contoso221018.onmicrosoft.com domains only

contoso221018.onmicrosoft.com, east.contoso221018.onmicrosoft.com, and contoso.com domains

NEW QUESTION 205

- (Topic 6)
You have a Microsoft 365 E5 tenant that contains 500 Windows 10 devices. The devices are enrolled in Microsoft intune. You plan to use Endpoint analytics to identify hardware issues. You need to enable Window health monitoring on the devices to support Endpoint analytics What should you do?

- A. Configure the Endpoint analytics baseline regression threshold.
- B. Create a configuration profile.
- C. Create a Windows 10 Security Baseline profile
- D. Create a compliance policy.

Answer: B

NEW QUESTION 209

HOTSPOT - (Topic 6)
You have a Microsoft 365 E5 subscription that contains the users shown in the following table.

Name	Member of Microsoft 365 role group
Admin1	Content Explorer List viewer Content Explorer Content viewer
Admin2	Security Administrator Content Explorer List Viewer

You have labels in Microsoft 365 as shown in the following table.

Name	Type
Label1	Sensitivity
Label2	Retention

The content in Microsoft 365 is assigned labels as shown in the following table.

Name	Type	Label
File1	File in SharePoint Online	Label1
Mail1	Email message in Exchange Online	Label2

You have labels In Microsoft 365 as shown in the following table.

For each of the following statements, select Yes if the statement is true. Otherwise, select No.

Answer Area

Statements	Yes	No
Admin1 can view the contents of File1 by using Content explorer.	<input type="radio"/>	<input type="radio"/>
Admin2 can view the contents of File1 by using Content explorer.	<input type="radio"/>	<input type="radio"/>
Admin2 can use Content explorer to verify that Label2 is assigned to Mail1.	<input type="radio"/>	<input type="radio"/>

- A. Mastered
- B. Not Mastered

Answer: A

Explanation:

Answer Area

Statements	Yes	No
Admin1 can view the contents of File1 by using Content explorer.	<input checked="" type="radio"/>	<input type="radio"/>
Admin2 can view the contents of File1 by using Content explorer.	<input type="radio"/>	<input checked="" type="radio"/>
Admin2 can use Content explorer to verify that Label2 is assigned to Mail1.	<input type="radio"/>	<input checked="" type="radio"/>

NEW QUESTION 214

- (Topic 6)

You have a Microsoft 365 E5 subscription that has published sensitivity labels shown in the following exhibit.

Home > sensitivity

Labels Label policies Auto-labeling (preview)

Sensitivity labels are used to classify email messages, documents, sites, and more. When a label is applied (automatically or by the user), the content or site is protected based on the settings you choose. For example, you can create labels that encrypt files, add content marking, and control user access to specific sites. [Learn more about sensitivity labels](#)

+

Create a label

📄

Publish labels

🔄

Refresh

Name	Order	Created by	Last modified
Label1	0 - highest	Pri	04/24/2020
Label2	1	Pri	04/24/2020
Label3	0 - highest	Pri	04/24/2020
Label4	0 - highest	Pri	04/24/2020
Label5	5	Pri	04/24/2020
Label6	0 - highest	Pri	04/24/2020

Which labels can users apply to content?

- A. Label1, Label2, and Label5 only
- B. Label3, Label4, and Label6 only
- C. Label1, Label3, Label2, and Label6 only
- D. Label1, Label2, Label3, Label4, Label5, and Label6

Answer: C

NEW QUESTION 219

- (Topic 6)

You have the sensitivity labels shown in the following exhibit.

[Home](#) > sensitivity

Labels

Label policies

Auto-labeling(preview)

Sensitivity labels are used to classify email messages, documents, sites, and more. When a label is applied (automatically or by the user), the content or site is protected based on the settings you choose. For example, you can create labels that encrypt files, add content marking, and control user access to specific sites. [Learn more about sensitivity labels](#)

+ Create a label Publish labels Refresh

Name ↑		Order	Created by	Last modified
Label1	...	0-highest	Pri	04/24/2020
– Label2	...	1	Pri	04/24/2020
Label3	...	0-highest	Pri	04/24/2020
Label4	...	0-highest	Pri	04/24/2020
– Label5	...	5	Pri	04/24/2020
Label6		0-highest	Pri	04/24/2020

Which labels can users apply to content?

- A. Label3, Label4, and Label6 only
- B. Label1, Label2, Label3, Label4, Label5, and Label6
- C. Label1, Label2, and Label5 only
- D. Label1, Label3, Label4, and Label6 only

Answer: D

Explanation:

Reference:

<https://docs.microsoft.com/en-us/microsoft-365/compliance/sensitivity-labels?view=o365-worldwide>

NEW QUESTION 220

HOTSPOT - (Topic 6)

HOTSPOT

You have a Microsoft 365 E5 subscription.

All company-owned Windows 11 devices are onboarded to Microsoft Defender for Endpoint.

You need to configure Defender for Endpoint to meet the following requirements:

? Block a vulnerable app until the app is updated.

? Block an application executable based on a file hash.

The solution must minimize administrative effort.

What should you configure for each requirement? To answer, select the appropriate options in the answer area.

NOTE: Each correct selection is worth one point.

Answer Area

Block a vulnerable app until the app is updated:

An allow or block file
A file indicator
A remediation request
An update ring

Block an application executable based on a file hash:

An allow or block file
A file indicator
A remediation request
An update ring

- A. Mastered
- B. Not Mastered

Answer: A

Explanation:

Box 1: A remediation request

Block a vulnerable app until the app is updated.

Block vulnerable applications

How to block vulnerable applications

? Go to Vulnerability management > Recommendations in the Microsoft 365 Defender portal.

? Select a security recommendation to see a flyout with more information.

? Select Request remediation.

? Select whether you want to apply the remediation and mitigation to all device groups or only a few.

? Select the remediation options on the Remediation request page. The remediation options are software update, software uninstall, and attention required.

? Pick a Remediation due date and select Next.

? Under Mitigation action, select Block or Warn. Once you submit a mitigation action, it is immediately applied.

? Review the selections you made and Submit request. On the final page you can

choose to go directly to the remediation page to view the progress of remediation activities and see the list of blocked applications.

Box 2: A file indicator

Block an application executable based on a file hash.

While taking the remediation steps suggested by a security recommendation, security admins with the proper permissions can perform a mitigation action and block vulnerable versions of an application. File indicators of compromise (IOC)s are created for each of the executable files that belong to vulnerable versions of that application. Microsoft Defender Antivirus then enforces blocks on the devices that are in the specified scope.

The option to View details of blocked versions in the Indicator page brings you to the Settings > Endpoints > Indicators page where you can view the file hashes and response actions.

NEW QUESTION 223

HOTSPOT - (Topic 6)

You have a Microsoft 365 E5 subscription that contains a Microsoft SharePoint site named Sitel. You need to perform the following tasks:

- Create a sensitive info type named SIT1 based on a regular expression.
- Add a watermark to all new documents that are matched by SIT1.

Which two settings should you use in the Microsoft Purview compliance portal? To answer, select the appropriate settings in the answer area.

NOTE: Each correct selection is worth one point.

Answer Area



- A. Mastered
- B. Not Mastered

Answer: A

Explanation:

Answer Area



NEW QUESTION 227

- (Topic 6)

You have a Microsoft 365 E5 subscription.

Users access Microsoft 365 from both their laptop and a corporate Virtual Desktop Infrastructure (VDI) solution.

From Azure AD Identity Protection, you enable a sign-in risk policy.

Users report that when they use the VDI solution, they are regularly blocked when they attempt to access Microsoft 365.

What should you configure?

- A. the Tenant restrictions settings in Azure AD
- B. a trusted location
- C. a Conditional Access policy exclusion
- D. the Microsoft 365 network connectivity settings

Answer: B

Explanation:

There are two types of risk policies in Azure Active Directory (Azure AD) Conditional Access you can set up to automate the response to risks and allow users to self-remediate when risk is detected:

Sign-in risk policy User risk policy

Configured trusted network locations are used by Identity Protection in some risk detections to reduce false positives.

Reference:

<https://learn.microsoft.com/en-us/azure/active-directory/identity-protection/howto-identity-protection-configure-risk-policies>
<https://learn.microsoft.com/en-us/azure/active-directory/conditional-access/location-condition>

NEW QUESTION 231

- (Topic 6)

Note: This question is part of a series of questions that present the same scenario. Each question in the series contains a unique solution that might meet the stated goals. Some question sets might have more than one correct solution, while others might not have a correct solution.

After you answer a question in this section, you will NOT be able to return to it. As a result, these questions will not appear in the review screen.

You have a Microsoft 365 E5 subscription.

You create an account for a new security administrator named SecAdmin1.

You need to ensure that SecAdmin1 can manage Microsoft Defender for Office 365 settings and policies for Microsoft Teams, SharePoint, and OneDrive.

Solution: From the Microsoft 365 admin center, you assign SecAdmin1 the Exchange Administrator role.

Does this meet the goal?

- A. Yes
- B. No

Answer: B

Explanation:

You need to assign the Security Administrator role. Reference:

<https://docs.microsoft.com/en-us/microsoft-365/security/office-365-security/office-365-atp>

NEW QUESTION 233

- (Topic 6)

You have a Microsoft 365 E5 tenant.

You need to ensure that when a document containing a credit card number is added to the tenant, the document is encrypted.

Which policy should you use?

- A. a retention policy
- B. a retention label policy
- C. an auto-labeling policy
- D. an insider risk policy

Answer: C

Explanation:

Reference:

<https://docs.microsoft.com/en-us/microsoft-365/compliance/apply-sensitivity-label-automatically?view=o365-worldwide>

NEW QUESTION 237

- (Topic 6)

You have a Microsoft 365 E5 tenant. Users store data in the following locations:

? Microsoft Teams

? Microsoft OneDrive

? Microsoft Exchange Online

? Microsoft SharePoint Online

You need to retain Microsoft 365 data for two years.

What is the minimum number of retention policies that you should create?

- A. 1
- B. 2
- C. 3
- D. 4

Answer: C

Explanation:

Reference:

<https://docs.microsoft.com/en-us/microsoft-365/compliance/create-retention-policies?view=o365-worldwide>

NEW QUESTION 238

- (Topic 6)

Note: This question is part of a series of questions that present the same scenario. Each question in the series contains a unique solution that might meet the stated goals. Some question sets might have more than one correct solution, while others might not have a correct solution.

After you answer a question in this section, you will NOT be able to return to it. As a result, these questions will not appear in the review screen.

Your network contains an on-premises Active Directory domain named contoso.com. The domain contains the users shown in the following table.

Name	UPN suffix
User1	Contoso.com
User2	Fabrikam.com

The domain syncs to an Azure AD tenant named contoso.com as shown in the exhibit. (Click the Exhibit tab.)

PROVISION FROM ACTIVE DIRECTORY



Azure AD Connect cloud provisioning

This feature allows you to manage provisioning from the cloud.

Manage provisioning (Preview)

Azure AD Connect sync

Sync Status	Enabled
Last Sync	Less than 1 hour ago
Password Hash Sync	Enabled

USER SIGN-IN



Federation	Disabled	0 domains
Seamless single sign-on	Enabled	1 domain
Pass-through authentication	Enabled	2 agents

User2 fails to authenticate to Azure AD when signing in as user2@fabrikam.com. You need to ensure that User2 can access the resources in Azure AD. Solution: From the Microsoft Entra admin center, you assign User2 the Security Reader role. You instruct User2 to sign in as user2@contoso.com. Does this meet the goal?

A. Yes
B. No

Answer: B

Explanation:
This is not a permissions issue so you do not need to assign the Security Reader role. The on-premises Active Directory domain is named contoso.com. User2 could sign on as user2@contoso.com but you would first need to change the UPN of User2 to user2@contoso.com.

NEW QUESTION 240
HOTSPOT - (Topic 6)
You have a Microsoft 365 E5 tenant that contains the users shown in the following table.

Name	Member of
User1	Group1
User2	Group2

You purchase the devices shown in the following table.

Name	Platform
Device1	Windows 10
Device2	Android

In Microsoft Endpoint Manager, you create an enrollment status page profile that has the following settings:

? Show app and profile configuration progress: Yes
? Allow users to collect logs about installation errors: Yes
? Only show page to devices provisioned by out-of-box experience (OOBE): No
? Assignments: Group2

For each of the following statements, select Yes if the statement is true. Otherwise, select No.
NOTE: Each correct selection is worth one point.

Statements	Yes	No
If User1 enrolls Device1 in Microsoft Endpoint Manager, the enrollment status page will appear.	<input type="radio"/>	<input type="radio"/>
If User2 enrolls Device1 in Microsoft Endpoint Manager, the enrollment status page will appear.	<input type="radio"/>	<input type="radio"/>
If User2 enrolls Device2 in Microsoft Endpoint Manager, the enrollment status page will appear.	<input type="radio"/>	<input type="radio"/>

- A. Mastered
B. Not Mastered

Answer: A

Explanation:

Statements	Yes	No
If User1 enrolls Device1 in Microsoft Endpoint Manager, the enrollment status page will appear.	<input type="radio"/>	<input checked="" type="radio"/>
If User2 enrolls Device1 in Microsoft Endpoint Manager, the enrollment status page will appear.	<input checked="" type="radio"/>	<input type="radio"/>
If User2 enrolls Device2 in Microsoft Endpoint Manager, the enrollment status page will appear.	<input type="radio"/>	<input checked="" type="radio"/>

NEW QUESTION 245

- (Topic 6)

Your on-premises network contains an Active Directory domain.

You have a Microsoft 365 subscription.

You need to sync the domain with the subscription. The solution must meet the following requirements:

On-premises Active Directory password complexity policies must be enforced. Users must be able to use self-service password reset (SSPR) in Azure AD. What should you use?

- A. password hash synchronization
B. Azure AD Identity Protection
C. Azure AD Seamless Single Sign-On (Azure AD Seamless SSO)
D. pass-through authentication

Answer: D

Explanation:

Azure Active Directory (Azure AD) Pass-through Authentication allows your users to sign in to both on-premises and cloud-based applications using the same passwords.

This feature is an alternative to Azure AD Password Hash Synchronization, which provides the same benefit of cloud authentication to organizations. However, certain organizations

wanting to enforce their on-premises Active Directory security and password policies, can choose to use Pass-through Authentication instead.

Note: Azure Active Directory (Azure AD) self-service password reset (SSPR) lets users reset their passwords in the cloud, but most companies also have an on-premises Active Directory Domain Services (AD DS) environment for users. Password writeback allows password changes in the cloud to be written back to an on-premises directory in real time by using either Azure AD Connect or Azure AD Connect cloud sync. When users change or reset their passwords using SSPR in the cloud, the updated passwords also written back to the on-premises AD DS environment.

Password writeback is supported in environments that use the following hybrid identity models:

Password hash synchronization
Pass-through authentication

Active Directory Federation Services

Reference:

<https://docs.microsoft.com/en-us/azure/active-directory/hybrid/how-to-connect-pta> <https://docs.microsoft.com/en-us/azure/active-directory/authentication/concept-sspr-writeback>

NEW QUESTION 250

DRAG DROP - (Topic 6)

DRAG DROP

You have a Microsoft 365 E5 tenant.

You need to implement compliance solutions that meet the following requirements:

- Use a file plan to manage retention labels.
- Identify, monitor, and automatically protect sensitive information.
- Capture employee communications for examination by designated reviewers.

Which solution should you use for each requirement? To answer, drag the appropriate solutions to the correct requirements. Each solution may be used once, more than once, or not at all. You may need to drag the split bat between panes or scroll to view content.

NOTE: Each correct selection is worth one point.

olutions

Data loss prevention

Information governance

Insider risk management

Records management

Answer Area

Identify, monitor, and automatically protect sensitive information:

Capture employee communications for examination by designated reviewers:

Use a file plan to manage retention labels:

- A. Mastered
B. Not Mastered

Answer: A

Explanation:

olutions

Data loss prevention

Information governance

Insider risk management

Records management

Answer Area

Identify, monitor, and automatically protect sensitive information:

Capture employee communications for examination by designated reviewers:

Use a file plan to manage retention labels:

NEW QUESTION 255

HOTSPOT - (Topic 6)

You have several devices enrolled in Microsoft Endpoint Manager.
You have a Microsoft Azure Active Directory (Azure AD) tenant that includes the users shown in the following table.

Name	Member of
User1	Group1
User2	Group1, Group2
User3	None

The device type restrictions in Endpoint Manager are configured as shown in the following table.

Priority	Name	Allowed platform	Assigned to
1	Policy1	Android, iOS, Windows (MDM)	None
2	Policy2	Windows (MDM)	Group2
3	Policy3	Android, iOS	Group1
Default	All users	Android, Windows (MDM)	All users

Answer Area

Statements

Yes

No

User1 can enroll Windows devices in Endpoint Manager.

☐

☐

User2 can enroll Android devices in Endpoint Manager.

☐

☐

User3 can enroll iOS devices in Endpoint Manager.

☐

☐

- A. Mastered
B. Not Mastered

Answer: A

Explanation:

Answer Area

Statements

Yes

No

User1 can enroll Windows devices in Endpoint Manager.

☐

☒

User2 can enroll Android devices in Endpoint Manager.

☐

☒

User3 can enroll iOS devices in Endpoint Manager.

☒

☐

NEW QUESTION 257

- (Topic 6)

You have a Microsoft 365 subscription.
You have a data loss prevention (DLP) policy that blocks sensitive data from being shared in email messages.
You need to modify the policy so that when an email message containing sensitive data is sent to both external and internal recipients, the message is only prevented from being delivered to the external recipients.
What should you modify?

- A. the policy rule exceptions
- B. the DLP policy locations
- C. the policy rule conditions
- D. the policy rule actions

Answer: C

NEW QUESTION 262

HOTSPOT - (Topic 6)

You have a Microsoft 365 E5 tenant that contains 500 Windows 10 devices and a Windows 10 compliance policy.

You deploy a third-party antivirus solution to the devices.

You need to ensure that the devices are marked as compliant.

Which three settings should you modify in the compliance policy? To answer, select the appropriate settings in the answer area.

NOTE: Each correct selection is worth one point.

Answer Area

Windows 10 compliance policy

Windows 10 and later

Encryption

Encryption of data storage on device

Require

Not configured

Device Security

Firewall

Require

Not configured

Trusted Platform Module (TPM)

Require

Not configured

Antivirus

Require

Not configured

Antispyware

Require

Not configured

Defender

Microsoft Defender Antimalware

Require

Not configured

Microsoft Defender Antimalware minimum version

Not configured

Microsoft Defender Antimalware security intelligence up-to-date

Require

Not configured

Real-time protection

Require

Not configured

- A. Mastered
- B. Not Mastered

Answer: A

Explanation:

Answer Area

Windows 10 compliance policy

Windows 10 and later

Encryption

Encryption of data storage on device

Require

Not configured

Device Security

Firewall

Require

Not configured

Trusted Platform Module (TPM)

Require

Not configured

Antivirus

Require

Not configured

Antispyware

Require

Not configured

Defender

Microsoft Defender Antimalware

Require

Not configured

Microsoft Defender Antimalware minimum version

Not configured

Microsoft Defender Antimalware security intelligence up-to-date

Require

Not configured

Real-time protection

Require

Not configured

NEW QUESTION 264

HOTSPOT - (Topic 6)

You have a Microsoft 365 subscription that contains a Microsoft 365 group named Group1. Group1 is configured as shown in the following exhibit.



Group1

Private group • 1 owner • 1 member



General

Members

Settings

Microsoft Teams

General settings

☐ Allow external senders to email this group

☒ Send copies of group conversations and events to group members

☐ Hide from my organization's global address list

Privacy

☒ Private

☐ Public

An external user named User1 has an email address of user1@outlook.com. You need to add User1 to Group1. What should you do first, and which portal should you use? To answer, select the appropriate options in the answer area.
 NOTE: Each correct selection is worth one point.

Answer Area

Action:

Add User1 to the subscription as an active user.

For Group1, change the Privacy setting to Public.

For Group1, select Allow external senders to email this group.

Invite User1 to collaborate with your organization as a guest.

Portal:

The Microsoft Entra admin center

The Exchange admin center

The Microsoft 365 admin center

The Microsoft Purview compliance portal

- A. Mastered
- B. Not Mastered

Answer: A

Explanation:

Box 1: Invite User1 to collaborate with your organization as a guest.

To manage guest users of a Microsoft 365 tenant via the Admin Center portal, go through the following steps.

Navigate with your Web browser to <https://admin.microsoft.com>. On the left pane, click on "Users", then click "Guest Users".

On the "Guest Users" page, to create a new guest user, click on either the "Add a guest user" link on the top of the page or click on "Go to Azure Active Directory to add guest users" link at the bottom of the page. Both of these links will take you to the Azure Active Directory portal, which is located at <https://aad.portal.azure.com>.

On the "New user" page in the Microsoft Azure portal, you must choose to either "Create user" or "Invite user". If you choose the "Create user" option, this will create a new user in your organization, which will have a login address with format username@tenantdomain.dot.com. If you choose the "Invite user" option, this will invite a new guest user to collaborate with your organization. The user will be emailed an email invitation which they can accept in order to begin collaborating. For the purpose of creating a guest user, you must choose the "Invite user" option.

Box 2: The Microsoft Entra admin center

Microsoft Entra admin center unites Azure AD with family of identity and access products

Microsoft Entra admin center gives customers an entire toolset to secure access for everyone and everything in multicloud and multiplatform environments. The entire Microsoft Entra product family is available at this new admin center, including Azure Active Directory (Azure AD) and Microsoft Entra Permissions Management, formerly known as CloudKnox.

Starting this month, waves of customers will begin to be automatically directed to entra.microsoft.com from Microsoft 365 in place of the Azure AD admin center (aad.portal.azure.com).

NEW QUESTION 265

- (Topic 6)

Note: This question is part of a series of questions that present the same scenario. Each question in the series contains a unique solution that might meet the stated goals. Some question sets might have more than one correct solution, while others might not have a correct solution.

After you answer a question in this section, you will NOT be able to return to it. As a result, these questions will not appear in the review screen.

Your network contains an Active Directory domain. You deploy an Azure AD tenant.

Another administrator configures the domain to synchronize to Azure AD.

You discover that 10 user accounts in an organizational unit (OU) are NOT synchronized to Azure AD. All the other user accounts synchronized successfully.

You review Azure AD Connect Health and discover that all the user account synchronizations completed successfully.

You need to ensure that the 10 user accounts are synchronized to Azure AD. Solution: From the Synchronization Rules Editor, you create a new outbound synchronization rule.

Does this meet the goal?

- A. Yes
- B. No

Answer: B

Explanation:

The question states that “all the user account synchronizations completed successfully”. Therefore, the synchronization rule is configured correctly. It is likely that the 10 user accounts are being excluded from the synchronization cycle by a filtering rule.

Reference:

<https://docs.microsoft.com/en-us/azure/active-directory/hybrid/how-to-connect-sync-configure-filtering>

NEW QUESTION 268

HOTSPOT - (Topic 6)

Your company has a Microsoft 365 subscription that uses an Azure AD tenant named contoso.com. The tenant contains the users shown in the following table.

Name	Role	Office 365 role group
User1	None	Compliance Data Administrator
User2	Global Administrator	None

You create a retention label named Label 1 that has the following configurations:

- Retains content for five years
- Automatically deletes all content that is older than five years

You turn on Auto labeling for Label1 by using a policy named Policy1. Policy1 has the following configurations:

- Applies to content that contains the word Merger
 - Specifies the OneDrive accounts and SharePoint sites locations
- You run the following command.

Set-RetentionCompliancePolicy Policy1 -RestrictiveRetention True -Force

For each of the following statements, select Yes if the statement is true. Otherwise, select No.

NOTE: Each correct selection is worth one point.

Answer Area

Statements	Yes	No
User1 can add Exchange email as a location to Policy1.	<input type="radio"/>	<input type="radio"/>
User2 can remove SharePoint sites from Policy1.	<input type="radio"/>	<input type="radio"/>
User2 can add the word Acquisition to Policy1.	<input type="radio"/>	<input type="radio"/>

- A. Mastered
- B. Not Mastered

Answer: A

Explanation:

Answer Area

Statements	Yes	No
User1 can add Exchange email as a location to Policy1.	<input checked="" type="radio"/>	<input type="radio"/>
User2 can remove SharePoint sites from Policy1.	<input type="radio"/>	<input checked="" type="radio"/>
User2 can add the word Acquisition to Policy1.	<input checked="" type="radio"/>	<input type="radio"/>

NEW QUESTION 269

HOTSPOT - (Topic 6)

You have a Microsoft 365 E5 subscription that contains a user named User1 and the administrators shown in the following table.

User1 reports that after sending 1,000 email messages in the morning, the user is blocked from sending additional emails. You need to identify the following:

- Which administrators can unblock User1
- What to configure to allow User1 to send at least 2,000 emails per day without being blocked

What should you identify? To answer, select the appropriate options in the answer area. NOTE: Each correct selection is worth one point.

Answer Area

Administrators:

Admin2 only

Admin1 only

Admin2 only

Admin1 and Admin2 only

Admin2 and Admin3 only

Admin1, Admin2, and Admin3

Settings:

Anti-spam

Anti-spam

Anti-phishing

Anti-malware

Advanced delivery

Enhanced filtering

- A. Mastered
B. Not Mastered

Answer: A

Explanation:

Answer Area

Administrators:

Admin2 only

Admin1 only

Admin2 only

Admin1 and Admin2 only

Admin2 and Admin3 only

Admin1, Admin2, and Admin3

Settings:

Anti-spam

Anti-spam

Anti-phishing

Anti-malware

Advanced delivery

Enhanced filtering

NEW QUESTION 271

HOTSPOT - (Topic 6)

Your network contains an Active Directory domain and an Azure AD tenant.

You implement directory synchronization for all 10,000 users in the organization. You automate the creation of 100 new user accounts.

You need to ensure that the new user accounts synchronize to Azure AD as quickly as possible.

Which command should you run? To answer, select the appropriate options in the answer area.

Answer Area

Start-ADSyncSyncCycle

Start-ADSyncSyncCycle

Set-ADSyncScheduler

Invoke-ADSyncRunProfile

-PolicyType

Delta

Delta

Initial


Full

- A. Mastered
B. Not Mastered

Answer: A

Explanation:

Answer Area



NEW QUESTION 272

- (Topic 6)

You have a new Microsoft 365 E5 tenant.

You need to enable an alert policy that will be triggered when an elevation of Microsoft Exchange Online administrative privileges is detected.

What should you do first?

- A. Enable auditing.
- B. Enable Microsoft 365 usage analytics.
- C. Create an Insider risk management policy.
- D. Create a communication compliance policy.

Answer: A

Explanation:

Microsoft Purview auditing solutions provide an integrated solution to help organizations effectively respond to security events, forensic investigations, internal investigations, and compliance obligations. Thousands of user and admin operations performed in dozens of Microsoft 365 services and solutions are captured, recorded, and retained in your organization's unified audit log. Audit records for these events are searchable by security ops, IT admins, insider risk teams, and compliance and legal investigators in your organization. This capability provides visibility into the activities performed across your Microsoft 365 organization.

Note: Permissions alert policies

Example: Elevation of Exchange admin privilege

Generates an alert when someone is assigned administrative permissions in your Exchange Online organization. For example, when a user is added to the Organization Management role group in Exchange Online.

Reference:

<https://learn.microsoft.com/en-us/microsoft-365/compliance/audit-solutions-overview> <https://learn.microsoft.com/en-us/microsoft-365/compliance/alert-policies>

NEW QUESTION 274

- (Topic 6)

You have a Microsoft 365 E5 subscription.

You plan to implement Microsoft Purview policies to meet the following requirements: Identify documents that are stored in Microsoft Teams and SharePoint that contain

Personally Identifiable Information (PII). Report on shared documents that contain PII. What should you create?

- A. a data loss prevention (DLP) policy
- B. a retention policy
- C. an alert policy
- D. a Microsoft Defender for Cloud Apps policy

Answer: A

Explanation:

Demonstrate data protection

Protection of personal information in Microsoft 365 includes using data loss prevention (DLP) capabilities. With DLP policies, you can automatically protect sensitive information across Microsoft 365.

There are multiple ways you can apply the protection. Educating and raising awareness to where EU resident data is stored in your environment and how your employees are permitted to handle it represents one level of information protection using Office 365 DLP.

In this phase, you create a new DLP policy and demonstrate how it gets applied to the IBANs.docx file you stored in SharePoint Online in Phase 2 and when you attempt to send an email containing IBANs.

? From the Security & Compliance tab of your browser, click Home.

? Click Data loss prevention > Policy.

? Click + Create a policy.

? In Start with a template or create a custom policy, click Custom > Custom policy > Next.

? In Name your policy, provide the following details and then click Next: a. Name: EU Citizen PII Policy b. Description: Protect the personally identifiable information of European citizens

? Etc.

Reference:

<https://learn.microsoft.com/en-us/compliance/regulatory/gdpr-discovery-protection-reporting-in-office365-dev-test-environment>

NEW QUESTION 276

- (Topic 6)

You have a Microsoft 365 E5 subscription that uses Microsoft Intune.

In the Microsoft Endpoint Manager admin center, you discover many stale and inactive devices,

You enable device clean-up rules

What can you configure as the minimum number of days before a device is removed automatically?

- A. 10
- B. 30
- C. 45
- D. 90

Answer: D

NEW QUESTION 278

- (Topic 6)

You have a Microsoft 365 E5 subscription.

You need to recommend a solution for monitoring and reporting application access. The solution must meet the following requirements:

- Support KQL for querying data.
- Retain report data for at least one year.

What should you include in the recommendation?

- A. a security report in Microsoft 365 Defender
- B. End point analytics
- C. Microsoft 365 usage analytics
- D. Azure Monitor workbooks

Answer: D

NEW QUESTION 279

HOTSPOT - (Topic 6)

You have a Microsoft 365 E5 subscription that contains the security groups shown in the following table.

Name	Membership type	Membership rule
Group1	Assigned	<i>Not applicable</i>
Group2	Dynamic	(user.department -eq "Finance")
Group3	Dynamic	(user.department -eq "R&D")

The subscription contains the users shown in the following table.

Name	Department	Assigned group membership
User1	Finance	Group1
User2	Technical	<i>None</i>
User3	R&D	Group1

You have a Conditional Access policy that has the following settings:

- Assignments o Users

Include: Group1

Exclude: Group2. Group3 o Target resources

Cloud apps App1

Access controls Grant

Block access

For each of the following statements, select Yes if the statement is true. Otherwise, select No.

NOTE: Each correct selection is worth one point.

Answer Area

Statements	Yes	No
User1 can sign in to App1.	<input type="radio"/>	<input type="radio"/>
User2 can sign in to App1.	<input type="radio"/>	<input type="radio"/>
User3 can sign in to App1.	<input type="radio"/>	<input type="radio"/>

- A. Mastered
- B. Not Mastered

Answer: A

Explanation:

Answer Area

Statements	Yes	No
User1 can sign in to App1.	<input checked="" type="radio"/>	<input type="radio"/>
User2 can sign in to App1.	<input type="radio"/>	<input checked="" type="radio"/>
User3 can sign in to App1.	<input type="radio"/>	<input checked="" type="radio"/>

NEW QUESTION 284

HOTSPOT - (Topic 6)

Your on-premises network contains an Active Directory domain and a Microsoft Endpoint Configuration Manager site.

You have a Microsoft 365 E5 subscription that uses Microsoft Intune.

You use Azure AD Connect to sync user objects and group objects to Azure Directory (Azure AD). Password hash synchronization is disabled.

You plan to implement co-management.

You need to configure Azure AD Connect and the domain to support co-management. What should you do? To answer, select the appropriate options in the answer area. NOTE: Each correct selection is worth one point.

Answer Area

To configure Azure AD Connect:	<input type="checkbox"/> Configure hybrid Azure AD join. <input checked="" type="checkbox"/> Enable device writeback. <input checked="" type="checkbox"/> Enable password hash synchronization.
To configure the domain:	<input checked="" type="checkbox"/> Add an alternative UPN suffix. <input type="checkbox"/> Register a service connection point. <input type="checkbox"/> Register a service principal name (SPN).

- A. Mastered
- B. Not Mastered

Answer: A

Explanation:

Answer Area

To configure Azure AD Connect:	<input type="checkbox"/> Configure hybrid Azure AD join. <input checked="" type="checkbox"/> Enable device writeback. <input checked="" type="checkbox"/> Enable password hash synchronization.
To configure the domain:	<input checked="" type="checkbox"/> Add an alternative UPN suffix. <input type="checkbox"/> Register a service connection point. <input type="checkbox"/> Register a service principal name (SPN).

NEW QUESTION 285

- (Topic 6)

You have a Microsoft 365 E5 subscription.

Users have Android or iOS devices and access Microsoft 365 resources from computers that run Windows 11 or MacOS.

You need to implement passwordless authentication. The solution must support all the devices.

Which authentication method should you use?

- A. Windows Hello
- B. FIDO2 compliant security keys
- C. Microsoft Authenticator app

Answer: C

NEW QUESTION 290

- (Topic 6)

You have a Microsoft 365 E5 tenant that contains a user named User1.

You plan to implement insider risk management.

You need to ensure that User1 can perform the following tasks:

- ? Review alerts.
- ? Manage cases.
- ? Create notice templates.
- ? Review user emails by using Content explorer.

The solution must use the principle of least privilege. To which role group should you add User1?

- A. Insider Risk Management
- B. Insider Risk Management Analysts
- C. Insider Risk Management Investigators
- D. Insider Risk Management Admin

Answer: C

Explanation:

Reference:

<https://docs.microsoft.com/en-us/microsoft-365/compliance/insider-risk-management-configure?view=o365-worldwide>

NEW QUESTION 294

HOTSPOT - (Topic 6)

Your network contains an on-premises Active Directory domain named adatum.com that syncs to Azure AD by using the Azure AD Connect Express Settings.

Password write back is disabled.

You create a user named User1 and enter Pass in the Password field as shown in the following exhibit.

New Object - User

Create in: Adatum.com/

Password:

••••

Confirm password:

••••

☐ User must change password at next logon

☐ User cannot change password

☐ Password never expires

☐ Account is disabled

< Back

Next >

Cancel

The Azure AD password policy is configured as shown in the following exhibit. Password policy

Set the password policy for all users in your organization. Days before passwords expire 90

Days before a user is notified about 14 expiration

You confirm that User1 is synced to Azure AD.

For each of the following statements, select Yes if the statement is true. Otherwise, select No.

NOTE: Each correct selection is worth one point.

Answer Area	Statements	Yes	No
	User1 can sign in to Azure AD.	<input type="radio"/>	<input type="radio"/>
	User1 can change the password immediately by using the My Apps portal.	<input type="radio"/>	<input type="radio"/>
	From Azure AD, User1 must change the password every 90 days.	<input type="radio"/>	<input type="radio"/>

- A. Mastered
- B. Not Mastered

Answer: A

Explanation:

Answer Area	Statements	Yes	No
	User1 can sign in to Azure AD.	<input checked="" type="radio"/>	<input type="radio"/>
	User1 can change the password immediately by using the My Apps portal.	<input type="radio"/>	<input checked="" type="radio"/>
	From Azure AD, User1 must change the password every 90 days.	<input checked="" type="radio"/>	<input type="radio"/>

NEW QUESTION 299

- (Topic 6)

You purchase a new computer that has Windows 10, version 21H1 preinstalled.

You need to ensure that the computer is up-to-date. The solution must minimize the number of updates installed.

What should you do on the computer?

- A. Install all the feature updates released since version 21H1 and the latest quality update only.
- B. Install the latest feature update and all the quality updates released since version 21H1.
- C. Install the latest feature update and the latest quality update only.
- D. Install all the feature updates released since version 21H1 and all the quality updates released since version 21H1 only.

Answer: C

NEW QUESTION 302

DRAG DROP - (Topic 6)

You have a Microsoft 365 subscription.

You need to review reports to identify the following:

- The storage usage of files stored in Microsoft Teams
- The number of active users per team

Which report should you review for each requirement? To answer, drag the appropriate reports to the correct requirements. Each report may be used once, more than once, or not at all. You may need to drag the split bar between panes or scroll to view content

Report

The device usage report in Teams

The OneDrive usage report

The SharePoint site usage report

The Teams usage report in Teams

The User activity report in Teams

Requirements

The storage usage of files stored in Microsoft Teams:

Number of active users per Microsoft Team:

- A. Mastered
B. Not Mastered

Answer: A

Explanation:

Report

The device usage report in Teams

The OneDrive usage report

The SharePoint site usage report

The Teams usage report in Teams

The User activity report in Teams

Requirements

The storage usage of files stored in Microsoft Teams: The SharePoint site usage report

Number of active users per Microsoft Team: The Teams usage report in Teams

NEW QUESTION 304

- (Topic 6)

Note: This question is part of a series of questions that present the same scenario. Each question in the series contains a unique solution that might meet the stated goals. Some question sets might have more than one correct solution, while others might not have a correct solution.


After you answer a question in this section, you will NOT be able to return to it. As a result, these questions will not appear in the review screen.

Your network contains an on-premises Active Directory domain named contoso.com. The domain contains the users shown in the following table.

Name	UPN suffix
User1	Contoso.com
User2	Fabrikam.com

The domain syncs to an Azure AD tenant named contoso.com as shown in the exhibit. (Click the Exhibit tab.)

PROVISION FROM ACTIVE DIRECTORY



Azure AD Connect cloud provisioning


This feature allows you to manage provisioning from the cloud.

[Manage provisioning \(Preview\)](#)

Azure AD Connect sync

Sync Status	Enabled
Last Sync	Less than 1 hour ago
Password Hash Sync	Enabled

USER SIGN-IN



Federation	Disabled	0 domains
Seamless single sign-on	Enabled	1 domain
Pass-through authentication	Enabled	2 agents

User2 fails to authenticate to Azure AD when signing in as user2@fabrikam.com. You need to ensure that User2 can access the resources in Azure AD.

Solution: From the on-premises Active Directory domain, you assign User2 the Allow logon locally user right. You instruct User2 to sign in as user2@fabrikam.com.

Does this meet the goal?

- A. Yes
B. No

Answer: B

Explanation:

This is not a permissions issue.

The on-premises Active Directory domain is named contoso.com. To enable users to sign on using a different UPN (different domain), you need to add the domain to Microsoft 365 as a custom domain.

NEW QUESTION 309

HOTSPOT - (Topic 6)

You have three devices enrolled in Microsoft Endpoint Manager as shown in the following table.

Name	Platform	BitLocker Drive Encryption (BitLocker)	Member of
Device1	Windows 10	Disabled	Group3
Device2	Windows 10	Disabled	Group2, Group3
Device3	Windows 10	Disabled	Group2

The device compliance policies in Endpoint Manager are configured as shown in the following table.

Name	Platform	Require BitLocker	Assigned
Policy1	Windows 10 and later	Require	Yes
Policy2	Windows 10 and later	Not configured	Yes
Policy3	Windows 10 and later	Require	No

The device compliance policies have the assignments shown in the following table.

Name	Assigned to
Policy1	Group3
Policy2	Group2

For each of the following statements, select Yes if the statement is true. Otherwise, select No. NOTE: Each correct selection is worth one point.

Answer Area

Statements	Yes	No
Device1 is compliant.	<input type="radio"/>	<input type="radio"/>
Device2 is compliant.	<input type="radio"/>	<input type="radio"/>
Device3 is compliant.	<input type="radio"/>	<input type="radio"/>

- A. Mastered
- B. Not Mastered

Answer: A

Explanation:

Answer Area

Statements	Yes	No
Device1 is compliant.	<input type="radio"/>	<input checked="" type="radio"/>
Device2 is compliant.	<input type="radio"/>	<input checked="" type="radio"/>
Device3 is compliant.	<input checked="" type="radio"/>	<input type="radio"/>

NEW QUESTION 311

HOTSPOT - (Topic 6)

You have a Microsoft 365 E5 tenant that connects to Microsoft Defender for Endpoint. You have devices enrolled in Microsoft Intune as shown in the following table.

Name	Platform
Device1	Windows 10
Device2	Windows 8.1
Device3	iOS
Device4	Android

You plan to use risk levels in Microsoft Defender for Endpoint to identify whether a device is compliant. Noncompliant devices must be blocked from accessing corporate resources.

You need to identify which devices can be onboarded to Microsoft Defender for Endpoint, and which Endpoint security policies must be configured.

What should you identify? To answer, select the appropriate options in the answer area.

NOTE: Each correct selection is worth one point.

Devices that can onboard to Microsoft Defender for Endpoint:

Device 1 only

Device 1 and Device 2 only

Device 1 and Device 3 only

Device 1 and Device 4 only

Device 1, Device 2, and Device 4 only

Device 1, Device 2, Device 3, and Device 4

Endpoint security policies that must be configured:

A conditional access policy only

A device compliance policy only

A device configuration profile only

A device configuration profile and a conditional access policy only

Device configuration profile, device compliance policy, and conditional access policy

- A. Mastered
- B. Not Mastered

Answer: A

Explanation:

Text, table Description automatically generated with medium confidence

NEW QUESTION 314

- (Topic 6)

You have a Microsoft 365 E5 subscription that contains the following user:

? Name: User1

? UPN: user1@contoso.com

? Email address: user1@marketing.contoso.com

? MFA enrollment status: Disabled

When User1 attempts to sign in to Outlook on the web by using the user1@marketing.contoso.com email address, the user cannot sign in.

You need to ensure that User1 can sign in to Outlook on the web by using user1@marketing.contoso.com.

What should you do?

- A. Assign an MFA registration policy to User1.
- B. Reset the password of User1.
- C. Add an alternate email address for User1.
- D. Modify the UPN of User1.

Answer: D

Explanation:

Microsoft's recommended best practices are to match UPN to primary SMTP address. This article addresses the small percentage of customers that cannot remediate UPN's to match.

Note: A UPN is an Internet-style login name for a user based on the Internet standard RFC 822. The UPN is shorter than a distinguished name and easier to remember. By convention, this should map to the user's email name. The point of the UPN is to consolidate the email and logon namespaces so that the user only needs to remember a single name.

Configure the Azure AD multifactor authentication registration policy

Azure Active Directory (Azure AD) Identity Protection helps you manage the roll-out of Azure AD multifactor authentication (MFA) registration by configuring a Conditional Access policy to require MFA registration no matter what modern authentication app you're signing in to.

Reference:

<https://docs.microsoft.com/en-us/windows/win32/ad/naming-properties#userprincipalname>

NEW QUESTION 316

- (Topic 6)

You have a Microsoft 365 E5 tenant that contains the devices shown in the following table.

Name	Platform	Azure Active Directory (Azure AD)
Device1	Windows 10	Joined
Device2	Windows 10	Registered
Device3	Windows 10	Not joined or registered
Device4	Android	Registered

You plan to review device startup performance issues by using Endpoint analytics. Which devices can you monitor by using Endpoint analytics?

- A. Device1 only
- B. Device1 and Device2 only
- C. Device1, Device2, and Device3 only
- D. Device1, Device2, and Device4 only
- E. Device1, Device2, Device3, and Device4

Answer: A

Explanation:

Reference:

<https://docs.microsoft.com/en-us/mem/analytics/overview>

NEW QUESTION 317

HOTSPOT - (Topic 6)

You have three devices enrolled in Microsoft Endpoint Manager as shown in the following table.

Name	Platform	BitLocker Drive Encryption (BitLocker)	Member of
Device1	Windows 10	Disabled	Group1, Group2
Device2	Windows 10	Disabled	Group2, Group3
Device3	Windows 10	Disabled	Group3

The device compliance policies in Endpoint Manager are configured as shown in the following table.

Name	Require BitLocker	Mark noncompliant after (days)	Assigned
Policy1	Require	5	No
Policy2	Require	10	Yes
Policy3	Not configured	15	Yes

The device compliance policies have the assignments shown in the following table.

Name	Assigned to
Policy2	Group2
Policy3	Group3

For each of the following statements, select Yes if the statement is true. Otherwise, select No.

NOTE: Each correct selection is worth one point.

Answer Area

Statements	Yes	No
Device1 is marked as noncompliant after 10 days.	<input type="radio"/>	<input type="radio"/>
Device2 is marked as noncompliant after 10 days.	<input type="radio"/>	<input type="radio"/>
Device3 is marked as noncompliant after 15 days.	<input type="radio"/>	<input type="radio"/>

- A. Mastered
- B. Not Mastered

Answer: A

Explanation:

Answer Area

Statements

Device1 is marked as noncompliant after 10 days.

Device2 is marked as noncompliant after 10 days.

Device3 is marked as noncompliant after 15 days.

Yes

No

NEW QUESTION 319
HOTSPOT - (Topic 6)
You have a Microsoft 365 ES tenant.
You have the alerts shown in the following exhibit.

View alerts

Export

Filter

	Severity	Alert name	Status	Tags	Category	Activity count	Last occurrence...
<input type="checkbox"/>	Medium	Alert1	Active	-	Threat management	2	3 minutes ago
<input type="checkbox"/>	High	Alert5	Resolved	-	Permissions	1	8 minutes ago

Use the drop-down menus to select the answer choice that completes each statement based on the information presented in the graphic.
NOTE: Each correct selection is worth one point.

Answer Area

For Alert1, you can change Status to

Investigating only
Investigating or Resolved only
Investigating or Dismissed only
Investigating, Resolved, or Dismissed

For Alert5, you can

not change Status
change Status to Dismissed only
change Status to Dismissed or Active only
change Status to Dismissed or Investigating only
change Status to Dismissed, Investigating, or Active

- A. Mastered
- B. Not Mastered

Answer: A

Explanation:

Answer Area

For Alert1, you can change Status to

Investigating only
Investigating or Resolved only
Investigating or Dismissed only
Investigating, Resolved, or Dismissed

For Alert5, you can

not change Status
change Status to Dismissed only
change Status to Dismissed or Active only
change Status to Dismissed or Investigating only
change Status to Dismissed, Investigating, or Active

NEW QUESTION 322
- (Topic 6)
You have a Microsoft 365 subscription.
You suspect that several Microsoft Office 365 applications or services were recently updated.
You need to identify which applications or services were recently updated.
What are two possible ways to achieve the goal? Each correct answer presents a complete solution.
NOTE: Each correct selection is worth one point.

- A. From the Microsoft 365 admin center review the Service health blade
- B. From the Microsoft 365 admin center, review the Message center blade.
- C. From the Microsoft 365 admin center review the Products blade.
- D. From the Microsoft 365 Admin mobile app, review the messages.

Answer: BD

Explanation:

The Message center in the Microsoft 365 admin center is where you would go to view a list of the features that were recently updated in the tenant. This is where Microsoft posts official messages with information including new and changed features, planned maintenance, or other important announcements. The messages displayed in the Message center can also be viewed by using the Office

365 Admin mobile app. Reference:
<https://docs.microsoft.com/en-us/office365/admin/manage/message-center> <https://docs.microsoft.com/en-us/office365/admin/admin-overview/admin-mobile-app>

NEW QUESTION 326

HOTSPOT - (Topic 6)

You have a Microsoft 365 E5 subscription that contains the users shown in the following table.

Name	Mailbox size
User1	5 MB
User2	15 MB
User3	25 MB
User4	55 MB

You have a Microsoft Office 365 retention label named Retention1 that is published to Exchange email.
You have a Microsoft Exchange Online retention policy that is applied to all mailboxes. The retention policy contains a retention tag named Retention2.
Which users can assign Retention1 and Retention2 to their emails? To answer, select the appropriate options in the answer area.
NOTE: Each correct selection is worth one point.

Users who can assign Retention1:

User4 only

User3 and User4 only

User2, User3, and User4 only

User1, User2, User3, and User4

Users who can assign Retention2:

User4 only

User3 and User4 only

User2, User3, and User4 only

User1, User2, User3, and User4

- A. Mastered
- B. Not Mastered

Answer: A

Explanation:

Users who can assign Retention1:

User4 only

User3 and User4 only

User2, User3, and User4 only

User1, User2, User3, and User4

Users who can assign Retention2:

User4 only

User3 and User4 only

User2, User3, and User4 only

User1, User2, User3, and User4

NEW QUESTION 328

- (Topic 6)

You have a Microsoft 365 subscription.
You have the retention policies shown in the following table.

Name	Location	Retain items for a specific period	Start the retention period based on	At the end of the retention period
Policy1	SharePoint sites	1 years	When items were created	Delete items automatically
Policy2	SharePoint sites	2 years	When items were last modified	Do nothing

Both policies are applied to a Microsoft SharePoint site named Site1 that contains a file named File1.docx. File1.docx was created on January 1, 2022 and last modified on January 31,2022. The file was NOT modified again. When will File1.docx be deleted automatically?

- A. January 1,2023
- B. January 1,2024
- C. January 31, 2023
- D. January 31, 2024
- E. never

Answer: D

Explanation:

Retention wins over deletion. Note:

Explanation for the four different principles:

* 1. Retention wins over deletion. Content won't be permanently deleted when it also has retention settings to retain it. While this principle ensures that content is preserved for compliance reasons, the delete process can still be initiated (user-initiated or system- initiated) and consequently, might remove the content from users' main view. However, permanent deletion is suspended.

* 2. Etc. Reference:

<https://learn.microsoft.com/en-us/microsoft-365/compliance/retention>

NEW QUESTION 330

- (Topic 6)

You have a Microsoft 365 E5 subscription.

You need to identify which users accessed Microsoft Office 365 from anonymous IP addresses during the last seven days.

What should you do?

- A. From the Cloud App Security admin center, select Users and accounts.
- B. From the Microsoft 365 security center, view the Threat tracker.
- C. From the Microsoft 365 admin center, view the Security & compliance report.
- D. From the Azure Active Directory admin center, view the Risky sign-ins report.

Answer: A

NEW QUESTION 332

HOTSPOT - (Topic 6)

You have a Microsoft 365 subscription that contains the administrative units shown in the following table.

Name	Members
AU1	Group1, User2
AU2	Group2, User3, User4

The groups contain the members shown in the following table.

Name	Members
Group1	User1
Group2	User2, User4

The users are assigned the roles shown in the following table.

Name	Role	Scope
User1	None	Not applicable
User2	Password Administrator	AU1
User3	License Administrator	Organization
User4	None	Not applicable

For each of the following statements, select Yes if the statement is true. Otherwise, select No.

NOTE; Each correct selection is worth one point.

Answer Area

Statements	Yes	No
User2 can reset the password of User1.	<input type="radio"/>	<input type="radio"/>
User2 can reset the password of User4.	<input type="radio"/>	<input type="radio"/>
User3 can assign licenses to User1.	<input type="radio"/>	<input type="radio"/>

- A. Mastered
B. Not Mastered

Answer: A

Explanation:

Answer Area

Statements	Yes	No
User2 can reset the password of User1.	<input checked="" type="radio"/>	<input type="radio"/>
User2 can reset the password of User4.	<input type="radio"/>	<input checked="" type="radio"/>
User3 can assign licenses to User1.	<input checked="" type="radio"/>	<input type="radio"/>

NEW QUESTION 333

HOTSPOT - (Topic 6)

HOTSPOT

Your company uses a legacy on-premises LDAP directory that contains 100 users. The company purchases a Microsoft 365 subscription.

You need to import the 100 users into Microsoft 365 by using the Microsoft 365 admin center.

Which type of file should you use and which properties are required? To answer, select the appropriate options in the answer area.

NOTE: Each correct selection is worth one point.

Answer Area

File type to use:

CSV

JSON

PST

XML

Required properties for each user:

Display Name and Department

First Name and Last Name

User Name and Department

User Name and Display Name

- A. Mastered
B. Not Mastered

Answer: A

Explanation:

Box 1: CSV

Add multiple users in the Microsoft 365 admin center

? Sign in to Microsoft 365 with your work or school account.

? In the admin center, choose Users > Active users.

? Select Add multiple users.

? On the Import multiple users panel, you can optionally download a sample CSV file with or without sample data filled in.

? Etc.

Note: More information about how to add users to Microsoft 365 Not sure what CSV format is?

A CSV file is a file with comma separated values. You can create or edit a file like this with any text editor or spreadsheet program, such as Excel.

Box 2: User Name and Display Name

What if I don't have all the information required for each user? The user name and display name are required, and you cannot add a new user without this information. If you don't have some of the other information, such as the fax, you can use a space plus a comma to indicate that the field should remain blank.

NEW QUESTION 337
HOTSPOT - (Topic 5)
You are evaluating the use of multi-factor authentication (MFA).
For each of the following statements, select Yes if the statement is true. Otherwise, select No.
NOTE: Each correct selection is worth one point.

Answer Area

Statements	Yes	No
Users will have 14 days to register for MFA after they sign in for the first time.	<input type="radio"/>	<input type="radio"/>
Users must use the Microsoft Authenticator app to complete MFA.	<input type="radio"/>	<input type="radio"/>
After registering, users must use MFA for every sign-in.	<input type="radio"/>	<input type="radio"/>

- A. Mastered
B. Not Mastered

Answer: A

Explanation:

Answer Area

Statements	Yes	No
Users will have 14 days to register for MFA after they sign in for the first time.	<input checked="" type="radio"/>	<input type="radio"/>
Users must use the Microsoft Authenticator app to complete MFA.	<input checked="" type="radio"/>	<input type="radio"/>
After registering, users must use MFA for every sign-in.	<input type="radio"/>	<input checked="" type="radio"/>

NEW QUESTION 341
- (Topic 5)
You need to configure just in time access to meet the technical requirements. What should you use?

- A. entitlement management
B. Azure AD Privileged Identity Management (PIM)
C. access reviews
D. Azure AD Identity Protection

Answer: B

NEW QUESTION 344
HOTSPOT - (Topic 4)
HOTSPOT
You create the Microsoft 365 tenant.
You implement Azure AD Connect as shown in the following exhibit.

»

Home > Azure AD Connect

Azure AD Connect

Azure Active Directory

Troubleshoot

Refresh

SYNC STATUS

Sync Status

Enabled

Last Sync

Less than 1 hour ago

Password Hash Sync

Enabled

USER SIGN-IN

Federation

Disabled

0 domains

Seamless single sign-on

Disabled

0 domains

Pass-through authentication

Disabled

0 agents

Use the drop-down menus to select the answer choice that completes each statement based on the information presented in the graphic.
NOTE: Each correct selection is worth one point.

Answer Area

During Project1, sales department users can access [answer choice] applications by using SSO.

both on-premises and cloud-based

only cloud-based

only on-premises

If Active Directory becomes unavailable during Project1, sales department users can access the resources [answer choice].

both on-premises and in the cloud

in the cloud only

on-premises only

- A. Mastered
- B. Not Mastered

Answer: A

Explanation:

Box 1: only on-premises
In the exhibit, seamless single sign-on (SSO) is disabled. Therefore, as SSO is disabled in the cloud, the Sales department users can access only on-premises applications by using SSO.
In the exhibit, directory synchronization is enabled and active. This means that the on- premises Active Directory user accounts are synchronized to Azure Active Directory user accounts. If the on-premises Active Directory becomes unavailable, the users can access resources in the cloud by authenticating to Azure Active Directory. They will not be able to access resources on-premises if the on-premises Active Directory becomes unavailable as they will not be able to authenticate to the on-premises Active Directory.
Box 2: in the cloud only

NEW QUESTION 349

- (Topic 4)
You are evaluating the required processes for Project1.
You need to recommend which DNS record must be created while adding a domain name for the project.
Which DNS record should you recommend?

- A. host (A)
- B. host information
- C. text (TXT)
- D. alias (CNAME)

Answer: D

Explanation:

When you add a custom domain to Office 365, you need to verify that you own the domain. You can do this by adding either an MX record or a TXT record to the

Your Partner of IT Exam

visit - <https://www.exambible.com>

DNS for that domain.

Note:

There are several versions of this question in the exam. The question has two possible correct answers:

Text (TXT)

Mail exchanger (MX)

incorrect answer options you may see on the exam include the following: alias (CNAME)

Host (A) host (AAA)

Pointer (PTR) Name Server (NS)

host information (HINFO) pointer (PTR)

Reference:

<https://docs.microsoft.com/en-us/office365/admin/get-help-with-domains/create-dns-records-at-any-dns-hosting-provider>

NEW QUESTION 353

- (Topic 4)

Which role should you assign to User1?

Available Choices (select all choices that are correct)

A. Hygiene Management

B. Security Reader

C. Security Administrator

D. Records Management

Answer: C

Explanation:

A user named User1 must be able to view all DLP reports from the Microsoft 365 admin center.

Users with the Security Reader role have global read-only access on security-related features, including all information in Microsoft 365 security center, Azure Active Directory, Identity Protection, Privileged Identity Management, as well as the ability to read Azure Active Directory sign-in reports and audit logs, and in Office 365 Security & Compliance Center.

Reference:

<https://docs.microsoft.com/en-us/azure/active-directory/users-groups-roles/directory-assign-admin-roles>

NEW QUESTION 358

- (Topic 4)

You need to ensure that all the sales department users can authenticate successfully during Project1 and Project2.

Which authentication strategy should you implement for the pilot projects?

A. pass-through authentication

B. pass-through authentication and seamless SSO

C. password hash synchronization and seamless SSO

D. password hash synchronization

Answer: C

Explanation:

Project1: During Project1, the mailboxes of 100 users in the sales department will be moved to Microsoft 365.

Project2: After the successful completion of Project1, Microsoft Teams & Skype for Business will be enabled in Microsoft 365 for the sales department users.

After the planned migration to Microsoft 365, all users must be signed in to on-premises and cloud-based applications automatically.

Fabrikam does NOT plan to implement identity federation.

After the planned migration to Microsoft 365, all users must continue to authenticate to their mailbox and to SharePoint sites by using their UPN.

You need to enable password hash synchronization to enable the users to continue to authenticate to their mailbox and to SharePoint sites by using their UPN.

You need to enable SSO to enable all users to be signed in to on-premises and cloud-based applications automatically.

Reference:

<https://docs.microsoft.com/en-us/azure/active-directory/hybrid/choose-ad-authn>

NEW QUESTION 360

.....

Relate Links

100% Pass Your MS-102 Exam with Examible Prep Materials

<https://www.exambible.com/MS-102-exam/>

Contact us

We are proud of our high-quality customer service, which serves you around the clock 24/7.

Viste - <https://www.exambible.com/>