

Exam Questions 200-301

Cisco Certified Network Associate

<https://www.2passeasy.com/dumps/200-301/>



NEW QUESTION 1

Which command enables a router to become a DHCP client?

- A. ip address dhcp
- B. ip helper-address
- C. ip dhcp pool
- D. ip dhcp client

Answer: A

NEW QUESTION 2

Which design element is a best practice when deploying an 802.11b wireless infrastructure?

- A. disabling TPC so that access points can negotiate signal levels with their attached wireless devices.
- B. setting the maximum data rate to 54 Mbps on the Cisco Wireless LAN Controller
- C. allocating nonoverlapping channels to access points that are in close physical proximity to one another
- D. configuring access points to provide clients with a maximum of 5 Mbps

Answer: C

NEW QUESTION 3

When configuring IPv6 on an interface, which two IPv6 multicast groups are joined? (Choose two)

- A. 2000::/3
- B. 2002::5
- C. FC00::/7
- D. FF02::1
- E. FF02::2

Answer: DE

NEW QUESTION 4

Which set of action satisfy the requirement for multifactor authentication?

- A. The user swipes a key fob, then clicks through an email link
- B. The user enters a user name and password, and then clicks a notification in an authentication app on a mobile device
- C. The user enters a PIN into an RSA token, and then enters the displayed RSA key on a login screen
- D. The user enters a user name and password and then re-enters the credentials on a second screen

Answer: A

NEW QUESTION 5

Which two must be met before SSH can operate normally on a Cisco IOS switch? (Choose two)

- A. The switch must be running a k9 (crypto) IOS image
- B. The Ip domain-name command must be configured on the switch
- C. IP routing must be enabled on the switch
- D. A console password must be configured on the switch
- E. Telnet must be disabled on the switch

Answer: BC

NEW QUESTION 6

in Which way does a spine and-leaf architecture allow for scalability in a network when additional access ports are required?

- A. A spine switch and a leaf switch can be added with redundant connections between them
- B. A spine switch can be added with at least 40 GB uplinks
- C. A leaf switch can be added with a single connection to a core spine switch.
- D. A leaf switch can be added with connections to every spine switch

Answer: D

NEW QUESTION 7

Which two actions are performed by the Weighted Random Early Detection mechanism? (Choose two)

- A. It drops lower-priority packets before it drops higher-priority packets
- B. It can identify different flows with a high level of granularity
- C. It guarantees the delivery of high-priority packets
- D. It can mitigate congestion by preventing the queue from filling up
- E. IT supports protocol discovery

Answer: BD

NEW QUESTION 8

Which configuration is needed to generate an RSA key for SSH on a router?

- A. Configure the version of SSH
- B. Configure VTY access.
- C. Create a user with a password.
- D. Assign a DNS domain name

Answer: B

NEW QUESTION 9

A Cisco IP phone receive untagged data traffic from an attached PC. Which action is taken by the phone?

- A. It allows the traffic to pass through unchanged
- B. It drops the traffic
- C. It tags the traffic with the default VLAN
- D. It tags the traffic with the native VLAN

Answer: C

NEW QUESTION 10

An engineer must configure a /30 subnet between two routers. Which usable IP address and subnet mask combination meets this criteria?

```
interface e0/0
description to HQ-A371:10975
ip address 172.16.1.4 255.255.255.248
```

```
interface e0/0
description to HQ-A371:10975
ip address 10.2.1.3 255.255.255.252
```

```
interface e0/0
description to HQ-A371:10975
ip address 192.168.1.1 255.255.255.248
```

```
interface e0/0
description to HQ-A371:10975
ip address 209.165.201.2 255.255.255.252
```

- A. Option A
- B. Option B
- C. Option C
- D. Option D

Answer: C

NEW QUESTION 10

Which two encoding methods are supported by REST APIs? (Choose two)

- A. YAML
- B. JSON
- C. EBCDIC
- D. SGML
- E. XML

Answer: AE

NEW QUESTION 11

Router A learns the same route from two different neighbors, one of the neighbor routers is an OSPF neighbor and the other is an EIGRP neighbor. What is the administrative distance of the route that will be installed in the routing table?

- A. 20
- B. 90
- C. 110
- D. 115

Answer: B

NEW QUESTION 13

Refer to the exhibit.

```
ip arp inspection vlan 5-10
interface fastethernet 0/1
 switchport mode access
 switchport access vlan 5
```

What is the effect of this configuration?

- A. All ARP packets are dropped by the switch

- B. Egress traffic is passed only if the destination is a DHCP server.
- C. All ingress and egress traffic is dropped because the interface is untrusted
- D. The switch discard all ingress ARP traffic with invalid MAC-to-IP address bindings.

Answer: D

NEW QUESTION 14

Refer to the exhibit.

```
R2#show ip nat translations
Pro Inside global      Inside local  Outside local  Outside global
tcp 172.23.104.3:43268 10.4.4.4:43268 172.23.103.10:23 172.23.103.10:23
tcp 172.23.104.4:45507 10.4.4.5:45507 172.23.103.10:80 172.23.103.10:80
```

An engineer configured NAT translations and has verified that the configuration is correct. Which IP address is the source IP?

- A. 10.4.4.4
- B. 10.4.4.5
- C. 172.23.103.10
- D. 172.23.104.4

Answer: C

NEW QUESTION 17

Refer to the exhibit.

```
R1# show ip route
D    192.168.16.0/26 [90/2679326] via 192.168.1.1
R    192.168.16.0/24 [120/3] via 192.168.1.2
O    192.168.16.0/21 [110/2] via 192.168.1.3
i L1 192.168.16.0/27 [115/30] via 192.168.1.4
```

Which route does R1 select for traffic that is destined to 192.168.16.2?

- A. A.-192.168.16.0/21
- B. 192.168.16.0/24
- C. 192.168.16.0/26
- D. 192.168.16.0/27

Answer: B

NEW QUESTION 21

Which IPv6 address block sends packets to a group address rather than a single address?

- A. 2000::/3
- B. FC00::/7
- C. FE80::/10
- D. FF00::/8

Answer: C

NEW QUESTION 25

Refer to the exhibit.

```
[root@HostTest ~]# ip route
default via 192.168.1.193 dev eth1 proto static
192.168.1.0/26 dev eth1 proto kernel scope link src 192.168.1.200 metric 1

[root@HostTest ~]# ip addr show eth1
eth1: mtu 1500 qdisc pfifo_fast qlen 1000
link/ether 00:0C:22:83:79:A3 brd ff:ff:ff:ff:ff:ff
inet 192.168.1.200/26 brd 192.168.1.255 scope global eth1
inet6 fe80::20c:29ff:fe89:79b3/64 scope link
valid_lft forever preferred_lft forever
```

Drag and drop the networking parameters from the left onto the correct values on the right. Check the answer below.

NIC MAC address

default gateway

subnet mask

host IP address

NIC vendor OUI

- A. Mastered
- B. Not Mastered

Answer: A

Explanation:

NIC MAC address

default gateway

subnet mask

host IP address

NIC vendor OUI

NEW QUESTION 29

Drag and drop the AAA functions from the left onto the correct AAA services on the right

records user activities
restricts the services that are available to a user

Authentication

identifies the user
controls the actions that a user can perform

Authorization

provides analytical information for the network administrator
verifies the password associated with a user

Accounting

- A. Mastered
 B. Not Mastered

Answer: A

Explanation:

records user activities
restricts the services that are available to a user

Authentication
identifies the user
controls the actions that a user can perform

identifies the user
controls the actions that a user can perform

Authorization
records user activities
restricts the services that are available to a user

provides analytical information for the network administrator
verifies the password associated with a user

Accounting
provides analytical information for the network administrator
verifies the password associated with a user

NEW QUESTION 32

An engineer configured an OSPF neighbor as a designated router. Which state verifies the designated router is in the proper mode?

- A. Exchange
- B. 2-way
- C. Full
- D. Init

Answer: B

NEW QUESTION 33

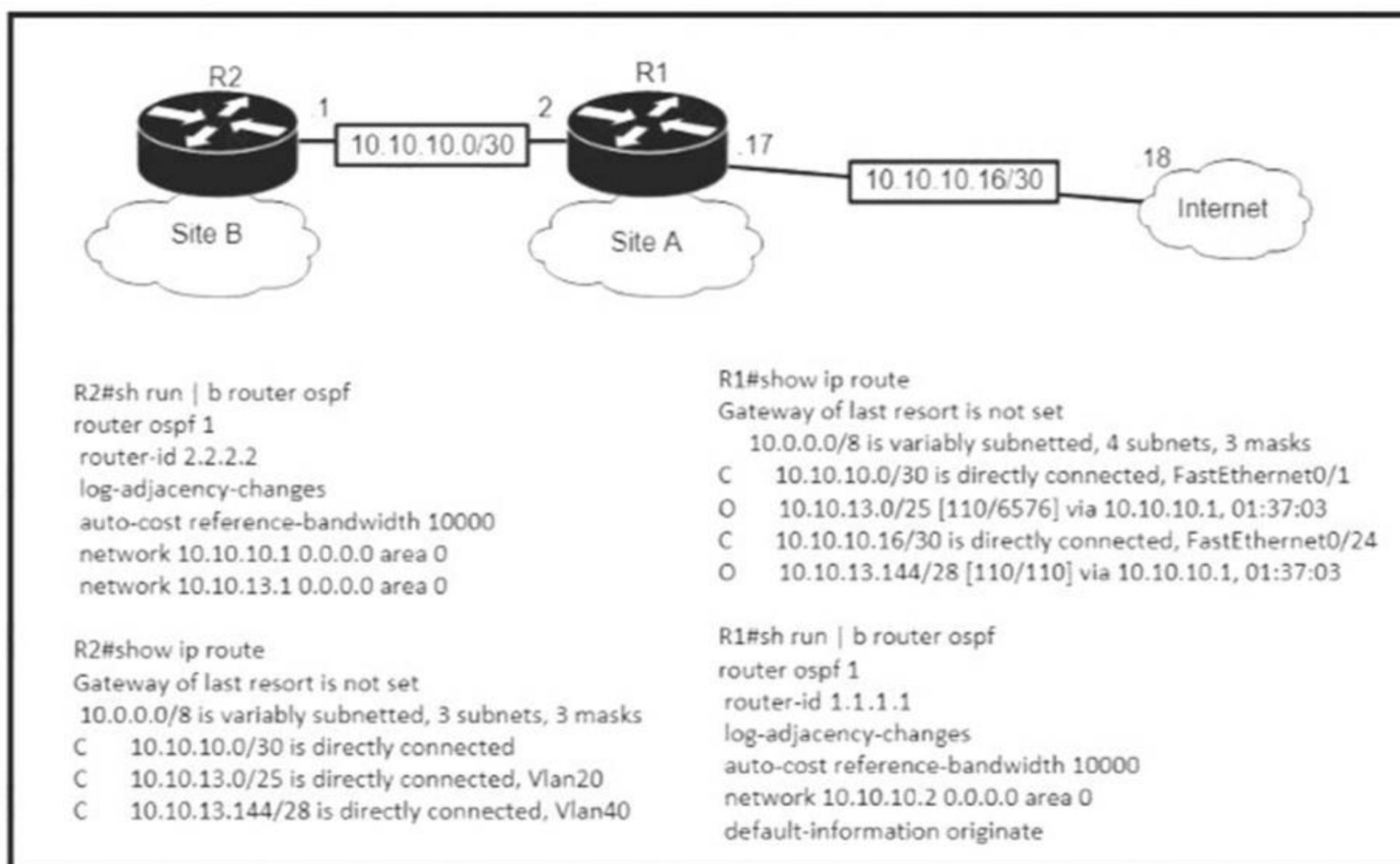
An engineer is asked to protect unused ports that are configured in the default VLAN on a switch. Which two steps will fulfill the request? (Choose two)

- A. Configure the ports in an EtherChannel.
- B. Administratively shut down the ports
- C. Configure the port type as access and place in VLAN 99
- D. Configure the ports as trunk ports
- E. Enable the Cisco Discovery Protocol

Answer: AD

NEW QUESTION 36

Refer to the exhibit.



An engineer is bringing up a new circuit to the MPLS provider on the Gi0/1 interface of Router1. The new circuit uses eBGP and teams the route to VLAN25 from the BGP path. What is the expected behavior for the traffic flow for route 10.10.13.0/25?

- A. Traffic to 10.10.13.0/25 is load balanced out of multiple interfaces
- B. Route 10.10.13.0/25 is updated in the routing table as being learned from interface Gi0/1.
- C. Traffic to 10.10.13.0/25 is asymmetrical
- D. Route 10.10.13.0/25 learned via the Gi0/0 interface remains in the routing table

Answer: D

NEW QUESTION 41

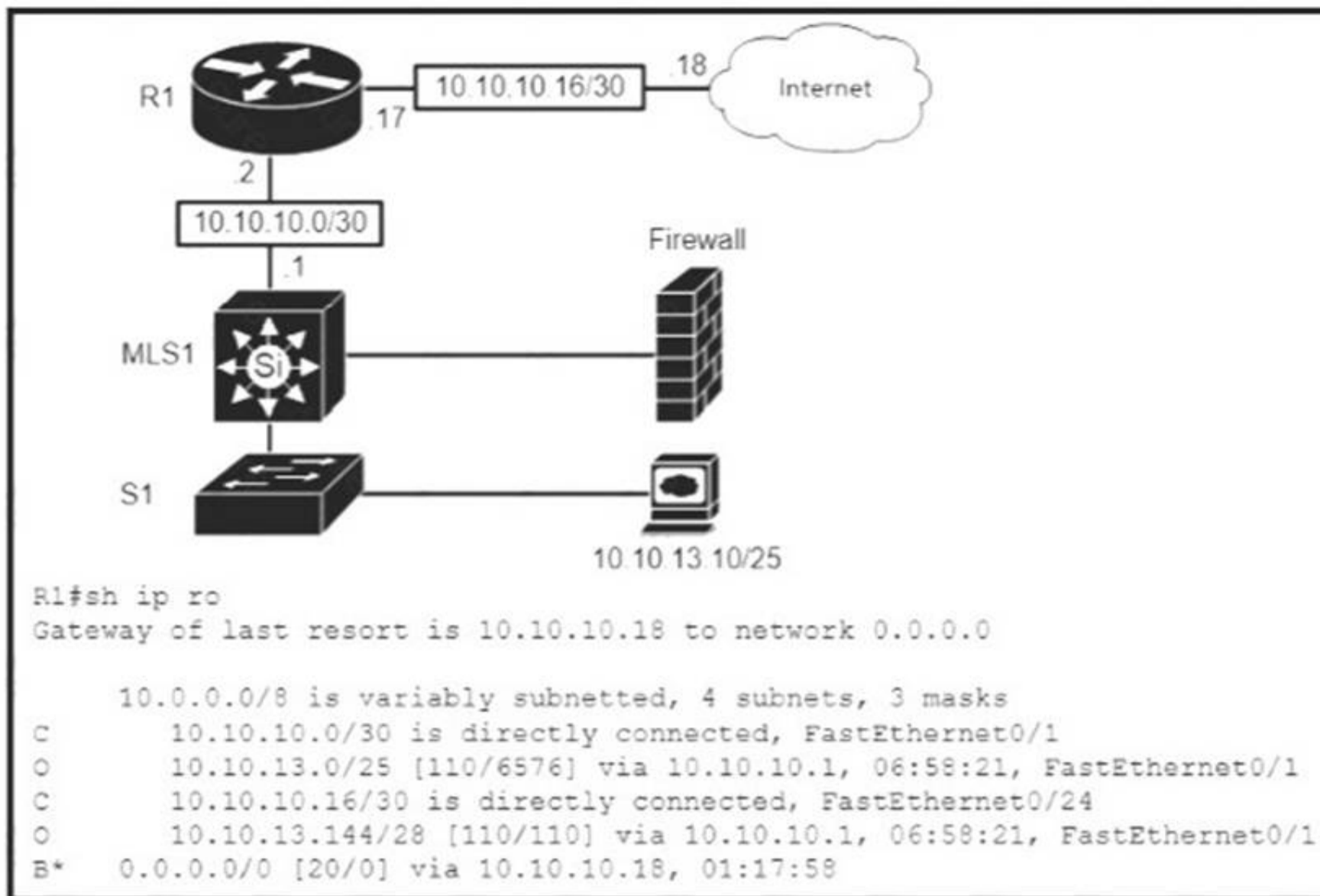
Which statement identifies the functionality of virtual machines?

- A. Virtualized servers run most efficiently when they are physically connected to a switch that is separate from the hypervisor
- B. The hypervisor can virtualize physical components including CPU, memory, and storage
- C. Each hypervisor can support a single virtual machine and a single software switch
- E. The hypervisor communicates on Layer 3 without the need for additional resources

Answer: D

NEW QUESTION 46

Refer to the exhibit.



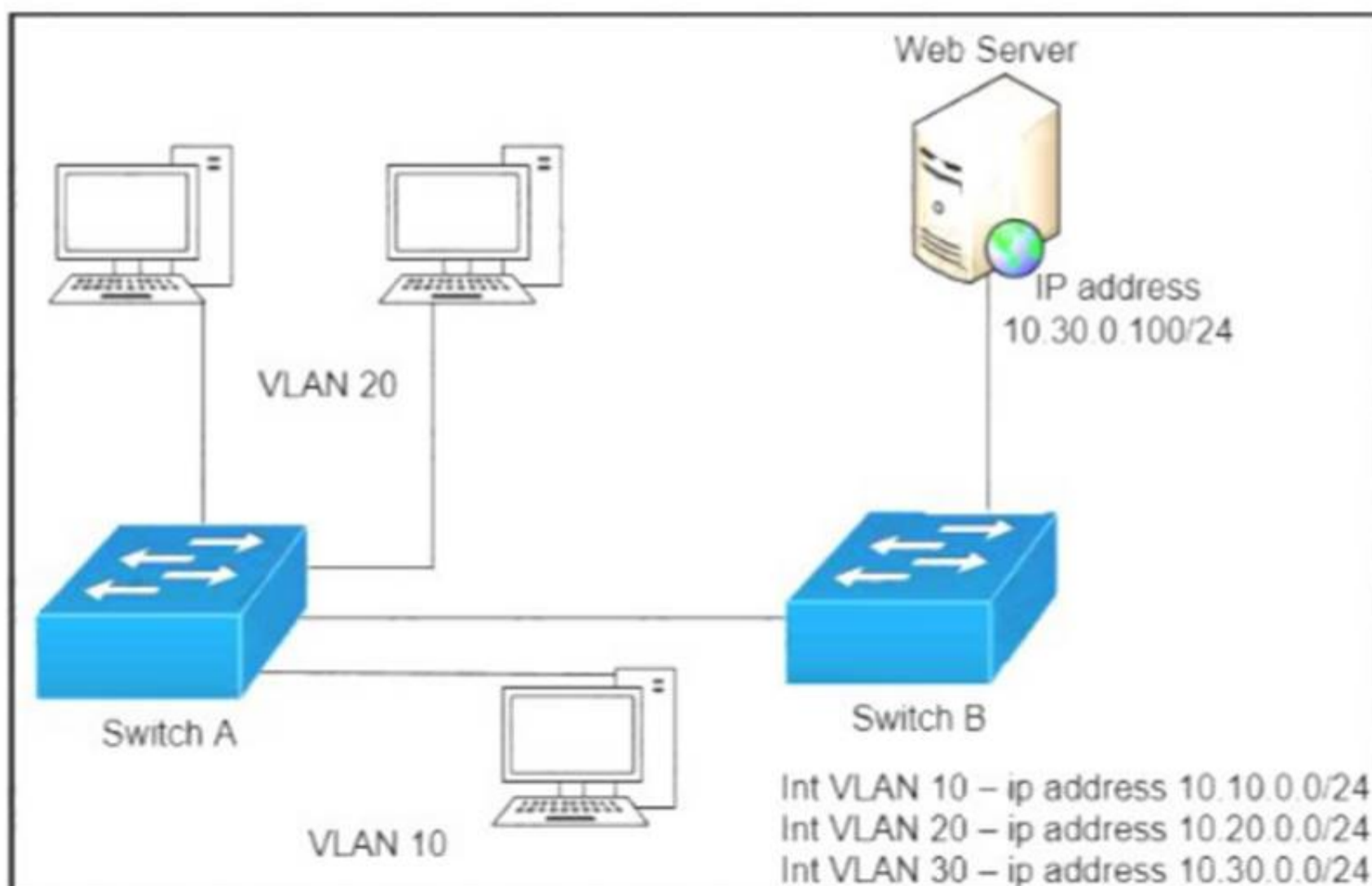
Which type of route does R1 use to reach host 10.10.13.10/32?

- A. floating static route
- B. host route
- C. default route
- D. network route

Answer: D

NEW QUESTION 48

Refer to the exhibit.



A network engineer must block access for all computers on VLAN 20 to the web server via HTTP. All other computers must be able to access the web server. Which configuration when applied to switch A accomplishes this task?

```
config t
ip access-list extended wwwblock
deny tcp any host 10.30.0.100 eq 80
int vlan 10
ip access-group wwwblock in
```

```
config t
ip access-list extended wwwblock
deny tcp any host 10.30.0.100 eq 80
permit ip any any
int vlan 20
ip access-group wwwblock in
```

```
config t
ip access-list extended wwwblock
permit ip any any
deny tcp any host 10.30.0.100 eq 80
int vlan 30
ip access-group wwwblock in
```

```
config t
ip access-list extended wwwblock
permit ip any any
deny tcp any host 10.30.0.100 eq 80
int vlan 20
ip access-group wwwblock in
```

- A. Option A
- B. Option B
- C. Option C
- D. Option D

Answer: B

NEW QUESTION 51

Which feature on the Cisco Wireless LAN Controller when enabled restricts management access from specific networks?

- A. CPUACL
- B. TACACS
- C. Flex ACL
- D. RADIUS

Answer: B

NEW QUESTION 52

Refer to the exhibit.

```
SW1#sh lacp neighbor
Flags: S - Device is requesting Slow LACPDUs
      F - Device is requesting Fast LACPDUs
      A - Device is in Active mode      P - Device is in Passive mode

Channel group 35 neighbors

Partner's information:
```

Port	Flags	LACP port Priority	Dev ID	Age	Admin key	Oper Key	Port Number	Port State
Et1/0	SP	32768	aabb.cc80.7000	8s	0x0	0x23	0x101	0x3C
Et1/1	SP	32768	aabb.cc80.7000	8s	0x0	0x23	0x102	0x3C

Based on the LACP neighbor status, in which mode is the SW1 port channel configured?

- A. passive

- B. mode on
- C. auto
- D. active

Answer: A

NEW QUESTION 56

A user configured OSPF and advertised the Gigabit Ethernet interface in OSPF. By default, which type of OSPF network does this interface belong to?

- A. point-to-multipoint
- B. point-to-point
- C. broadcast
- D. nonbroadcast

Answer: B

NEW QUESTION 57

Which mode allows access points to be managed by Cisco Wireless LAN Controllers?

- A. autonomous
- B. lightweight
- C. bridge
- D. mobility express

Answer: B

NEW QUESTION 62

Drag and drop the IPv4 network subnets from the left onto the correct usable host ranges on the right.

172.28.228.144/18	172.28.228.1 - 172.28.229.254
172.28.228.144/21	172.28.224.1 - 172.28.231.254
172.28.228.144/23	172.28.228.129 - 172.28.228.254
172.28.228.144/25	172.28.228.145 - 172.28.228.150
172.28.228.144/29	172.28.192.1 - 172.28.255.254

- A. Mastered
- B. Not Mastered

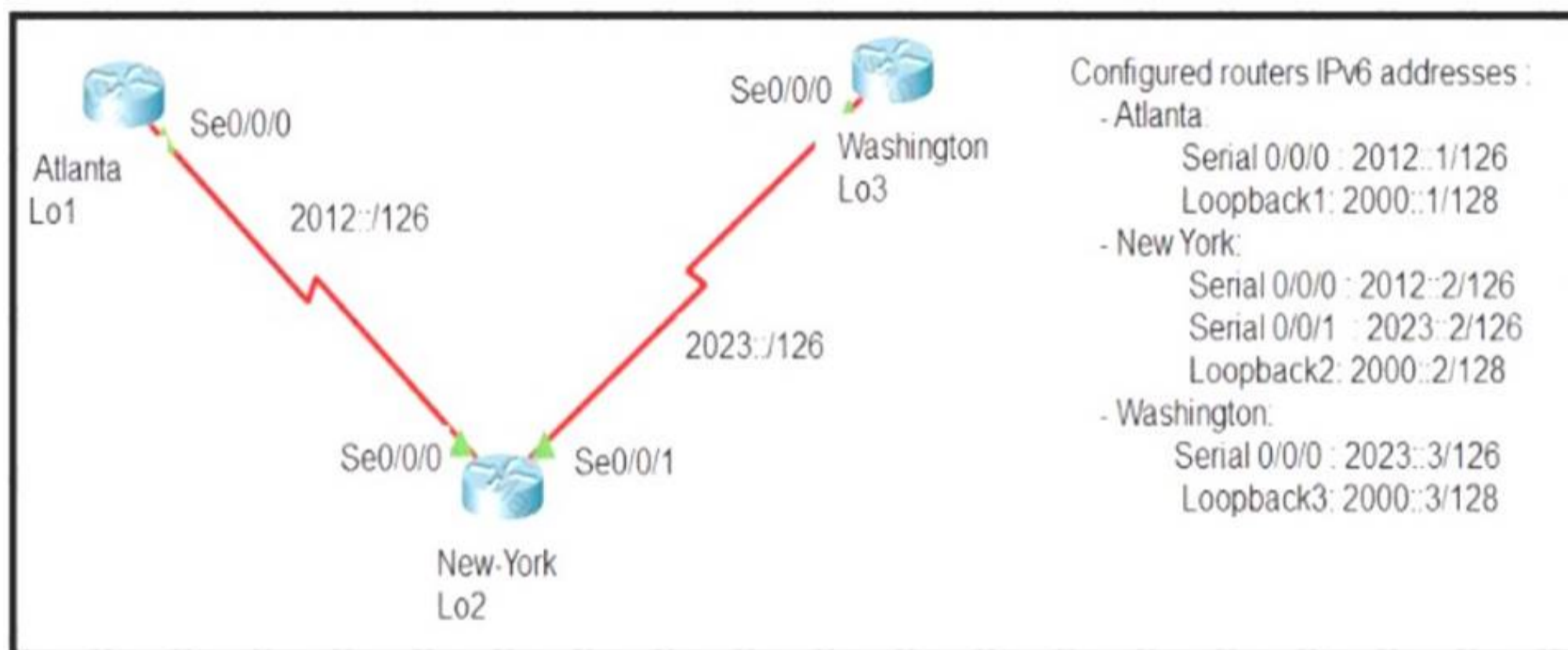
Answer: A

Explanation:

172.28.228.144/18	172.28.228.144/21
172.28.228.144/21	172.28.228.144/29
172.28.228.144/23	172.28.228.144/23
172.28.228.144/25	172.28.228.144/25
172.28.228.144/29	172.28.228.144/18

NEW QUESTION 67

Refer to the exhibit.



The New York router is configured with static routes pointing to the Atlanta and Washington sites. Which two tasks must be performed so that the Serial0/0/0 interfaces on the Atlanta and Washington routers can reach one another? (Choose two.)

- A. Configure the ipv6 route 2012::/126 2023::1 command on the Washington router
- B. Configure the ipv6 route 2023::/126 2012::1 command on the Atlanta router.
- C. Configure the ipv6 route 2012::/126 s0/0/0 command on the Atlanta router
- D. Configure the ipv6 route 2023::/126 2012::2 command on the Atlanta router
- E. Configure the ipv6 route 2012::/126 2023::2 command on the Washington router

Answer: CE

NEW QUESTION 72

Which result occurs when PortFast is enabled on an interface that is connected to another switch?

- A. Spanning tree may fail to detect a switching loop in the network that causes broadcast storms
- B. VTP is allowed to propagate VLAN configuration information from switch to switch automatically.
- C. Root port choice and spanning tree recalculation are accelerated when a switch link goes down
- D. After spanning tree converges PortFast shuts down any port that receives BPDUs.

Answer: A

NEW QUESTION 74

What makes Cisco DNA Center different from traditional network management applications and their management of networks?

- A. It only supports auto-discovery of network elements in a greenfield deployment.
- B. Its modular design allows someone to implement different versions to meet the specific needs of an organization
- C. IT abstracts policy from the actual device configuration

D. It does not support high availability of management functions when operating in cluster mode

Answer: A

NEW QUESTION 75

Refer to the exhibit.

```
R1#show ip interface brief
Interface                IP-Address      OK? Method Status      Protocol
FastEthernet0/0          unassigned      YES NVRAM    administratively down down
GigabitEthernet1/0        192.168.0.1     YES NVRAM    up          up
GigabitEthernet2/0        10.10.1.10      YES manual    up          up
GigabitEthernet3/0        10.10.10.20     YES manual    up          up
GigabitEthernet4/0        unassigned      YES NVRAM    administratively down down
Loopback0                 172.16.15.10    YES manual
```

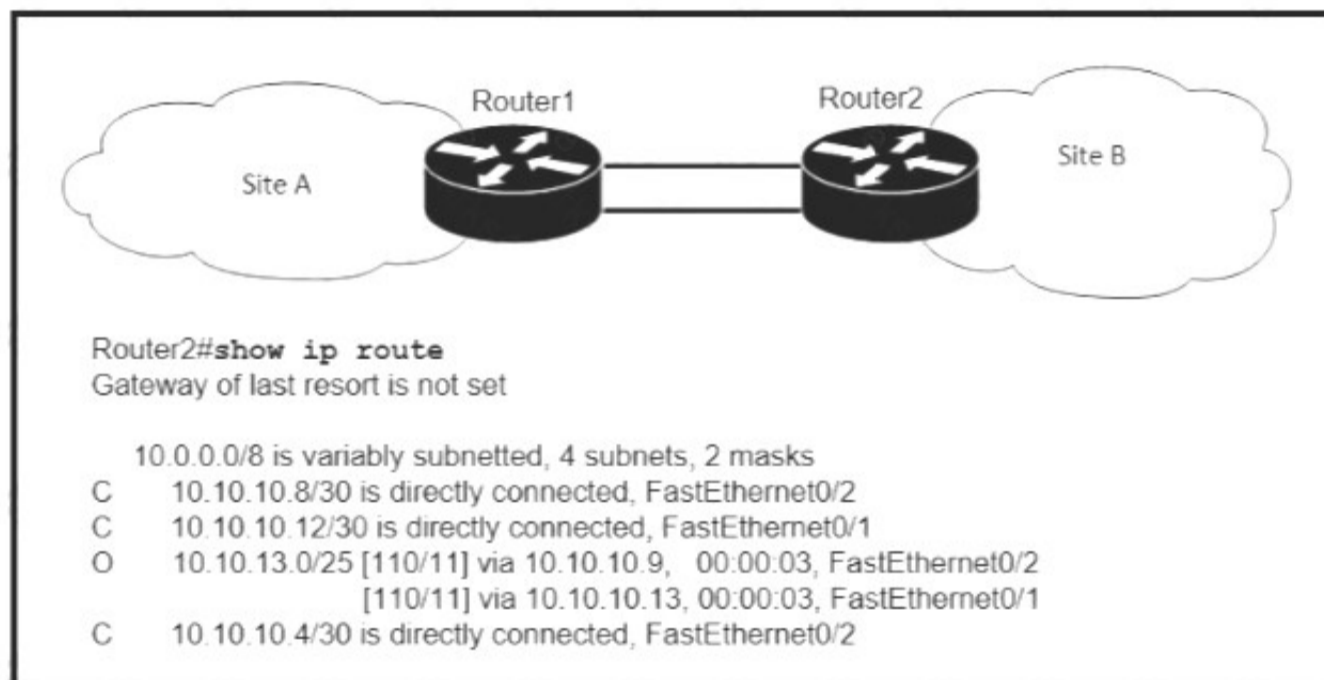
What does router R1 use as its OSPF router-ID?

- A. 10.10.1.10
- B. 10.10.10.20
- C. 172.16.15.10
- D. 192.168.0.1

Answer: B

NEW QUESTION 79

Refer to the exhibit.



If OSPF is running on this network, how does Router 2 handle traffic from Site B to 10.10.13/25 at Site A?

- A. It sends packets out of interface Fa0/2 only.
- B. It sends packets out of interface Fa0/1 only.
- C. It cannot send packets to 10.10.13 128/25
- D. It load-balances traffic out of Fa0/1 and Fa0/2

Answer: D

NEW QUESTION 81

Drag drop the descriptions from the left onto the correct configuration-management technologies on the right.

fundamental configuration elements are stored in a manifest

uses TCP port 10002 for configuration push jobs

uses Ruby for fundamental configuration elements

uses SSH for remote device communication

uses TCP 8140 for communication

uses YAML for fundamental configuration elements

Ansible

Chef

Puppet

- A. Mastered
- B. Not Mastered

Answer: A

Explanation:

fundamental configuration elements are stored in a manifest

uses TCP port 10002 for configuration push jobs

uses Ruby for fundamental configuration elements

uses SSH for remote device communication

uses TCP 8140 for communication

uses YAML for fundamental configuration elements

Ansible

uses TCP port 10002 for configuration push jobs

uses TCP 8140 for communication

Chef

uses Ruby for fundamental configuration elements

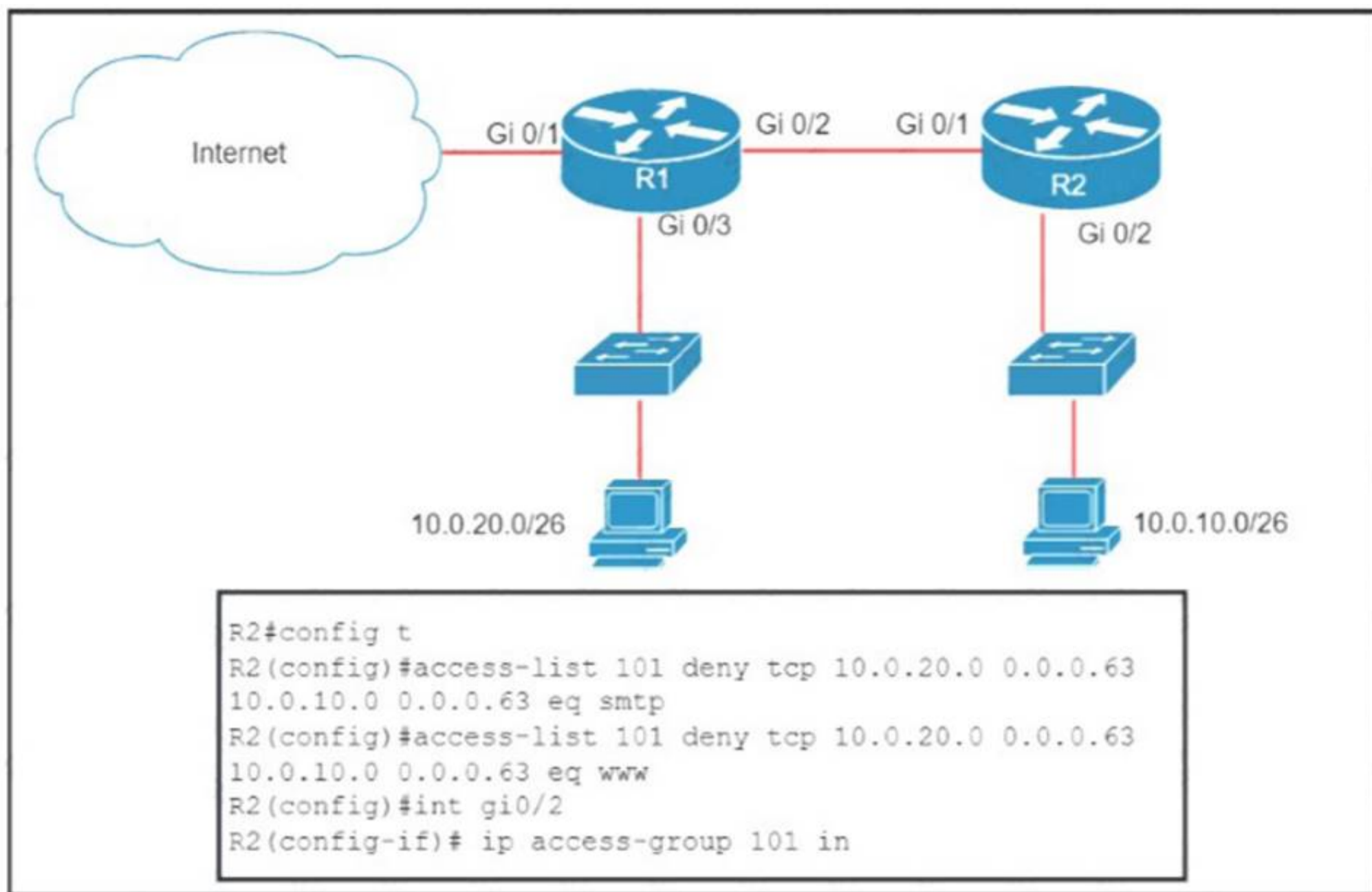
uses SSH for remote device communication

Puppet

uses YAML for fundamental configuration elements

fundamental configuration elements are stored in a manifest

NEW QUESTION 86
Refer to the exhibit.



An extended ACL has been configured and applied to router R2. The configuration failed to work as intended. Which two changes stop outbound traffic on TCP ports 25 and 80 to 10.0.20.0/26 from the 10.0.10.0/26 subnet while still allowing all other traffic? (Choose two)

- A. Add a "permit ip any any" statement to the beginning of ACL 101 for allowed traffic.
- B. Add a "permit ip any any" statement at the end of ACL 101 for allowed traffic.
- C. The source and destination IPs must be swapped in ACL 101.
- D. The ACL must be configured on the Gi0/2 interface inbound on R1.
- E. The ACL must be moved to the Gi0/1 interface outbound on R2.

Answer: AE

NEW QUESTION 87

Which mode must be used to configure EtherChannel between two switches without using a negotiation protocol?

- A. on
- B. auto
- C. active
- D. desirable

Answer: D

NEW QUESTION 91

A router running EIGRP has learned the same route from two different paths. Which parameter does the router use to select the best path?

- A. cost
- B. administrative distance
- C. metric
- D. as-path

Answer: C

NEW QUESTION 95

Which statement correctly compares traditional networks and controller-based networks?

- A. Only traditional networks offer a centralized control plane.
- B. Only traditional networks natively support centralized management.
- C. Traditional and controller-based networks abstract policies from device configurations.
- D. Only controller-based networks decouple the control plane and the data plane.

Answer: C

NEW QUESTION 97

Refer to the exhibit.

```
R1# show ip route | begin gateway
Gateway of last resort is 209.165.200.246 to network 0.0.0.0
S* 0.0.0.0/0 [1/0] via 209.165.200.246, Serial0/1/0
   is directly connected, Serial0/1/0
   172.16.0.0/16 is variably subnetted, 3 subnets, 3 masks
S 172.16.0.0/24 [1/0] via 207.165.200.250, Serial0/0/0
O 172.16.0.128/25 [110/38443] via 207.165.200.254, 00:00:23, Serial0/0/1
D 172.16.0.192/29 [90/3184439] via 207.165.200.254, 00:00:25, Serial0/0/1
209.165.200.0/24 is variably subnetted, 4 subnets, 2 masks
C 209.165.200.248/30 is directly connected, Serial0/0/0
L 209.165.200.249/32 is directly connected, Serial0/0/0
C 209.165.200.252/30 is directly connected, Serial0/0/1
L 209.165.200.253/32 is directly connected, Serial0/0/1
```

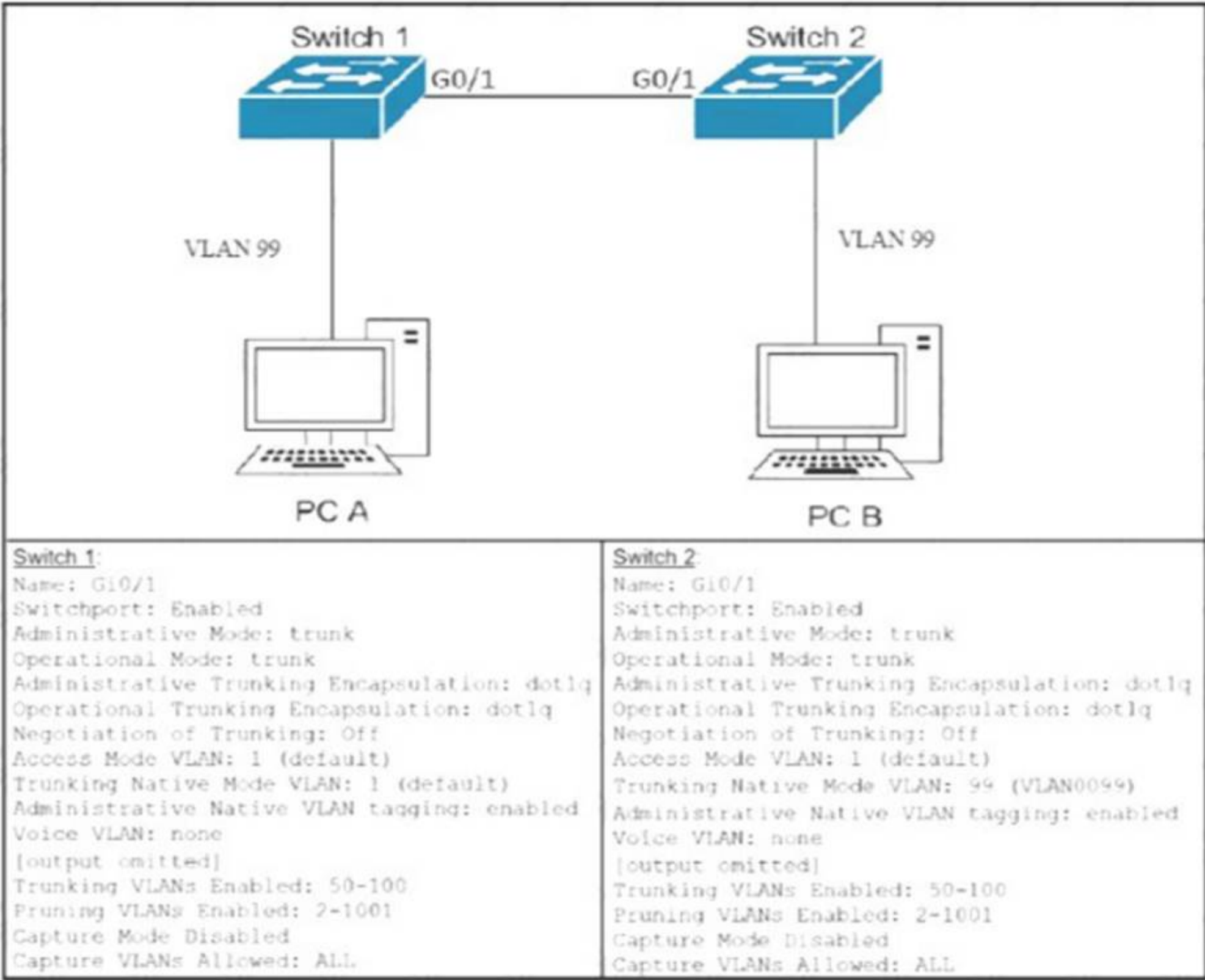
With which metric was the route to host 172.16.0.202 learned?

- A. 110
- B. 38443
- C. 3184439

Answer: C

NEW QUESTION 98

Refer to the Exhibit.



After the switch configuration the ping test fails between PC A and PC B Based on the output for switch 1. which error must be corrected?

- A. There is a native VLAN mismatch
- B. Access mode is configured on the switch ports.
- C. The PCs are in the incorrect VLAN
- D. All VLANs are not enabled on the trunk

Answer: A

NEW QUESTION 103

.....

THANKS FOR TRYING THE DEMO OF OUR PRODUCT

Visit Our Site to Purchase the Full Set of Actual 200-301 Exam Questions With Answers.

We Also Provide Practice Exam Software That Simulates Real Exam Environment And Has Many Self-Assessment Features. Order the 200-301 Product From:

<https://www.2passeasy.com/dumps/200-301/>

Money Back Guarantee

200-301 Practice Exam Features:

- * 200-301 Questions and Answers Updated Frequently
- * 200-301 Practice Questions Verified by Expert Senior Certified Staff
- * 200-301 Most Realistic Questions that Guarantee you a Pass on Your FirstTry
- * 200-301 Practice Test Questions in Multiple Choice Formats and Updatesfor 1 Year