



Google

Exam Questions Professional-Cloud-Architect

Google Certified Professional - Cloud Architect (GCP)

About ExamBible

Your Partner of IT Exam

Found in 1998

ExamBible is a company specialized on providing high quality IT exam practice study materials, especially Cisco CCNA, CCDA, CCNP, CCIE, Checkpoint CCSE, CompTIA A+, Network+ certification practice exams and so on. We guarantee that the candidates will not only pass any IT exam at the first attempt but also get profound understanding about the certificates they have got. There are so many alike companies in this industry, however, ExamBible has its unique advantages that other companies could not achieve.

Our Advances

* 99.9% Uptime

All examinations will be up to date.

* 24/7 Quality Support

We will provide service round the clock.

* 100% Pass Rate

Our guarantee that you will pass the exam.

* Unique Gurantee

If you do not pass the exam at the first time, we will not only arrange FULL REFUND for you, but also provide you another exam of your claim, ABSOLUTELY FREE!

NEW QUESTION 1

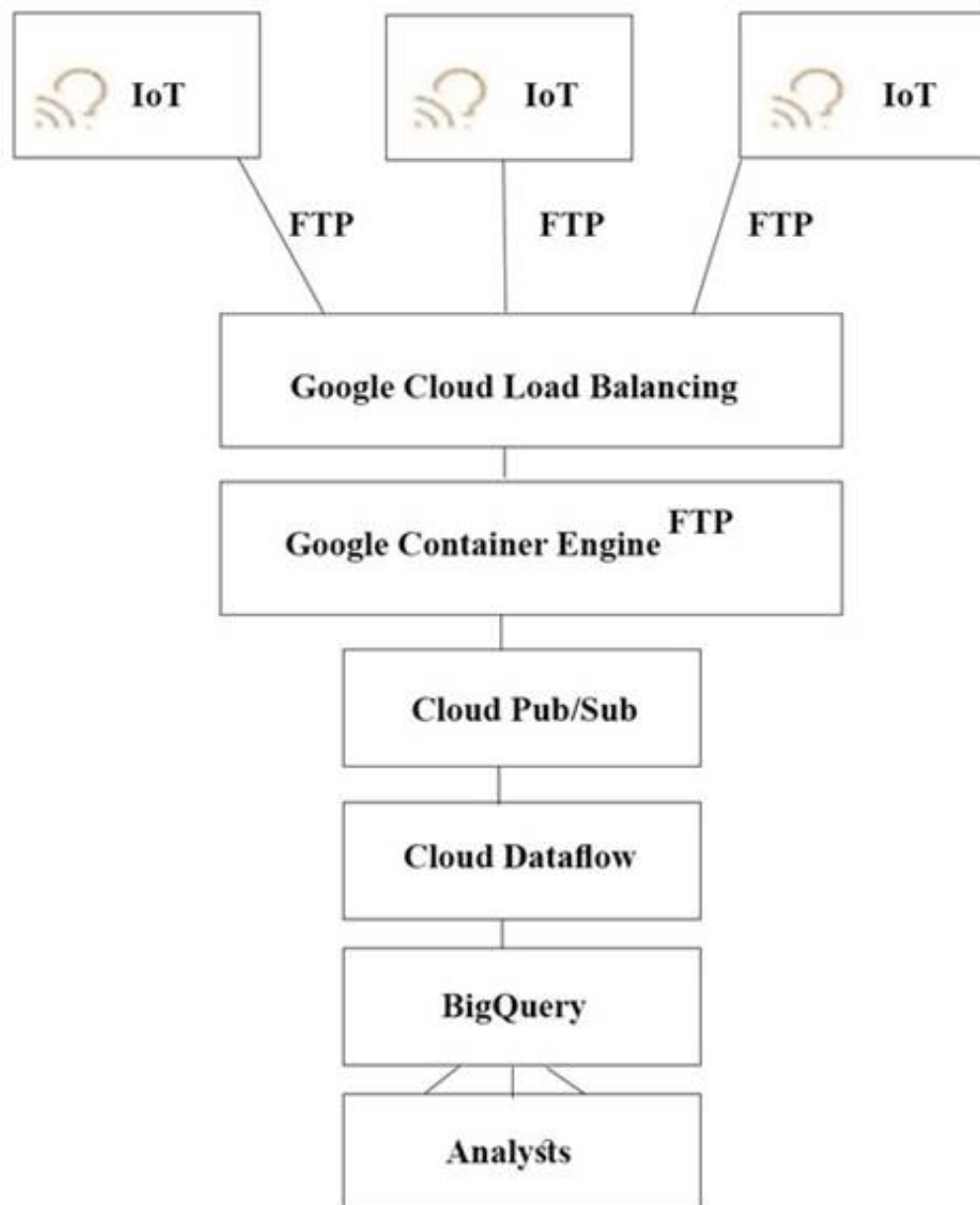
- (Topic 2)

For this question, refer to the TerramEarth case study.

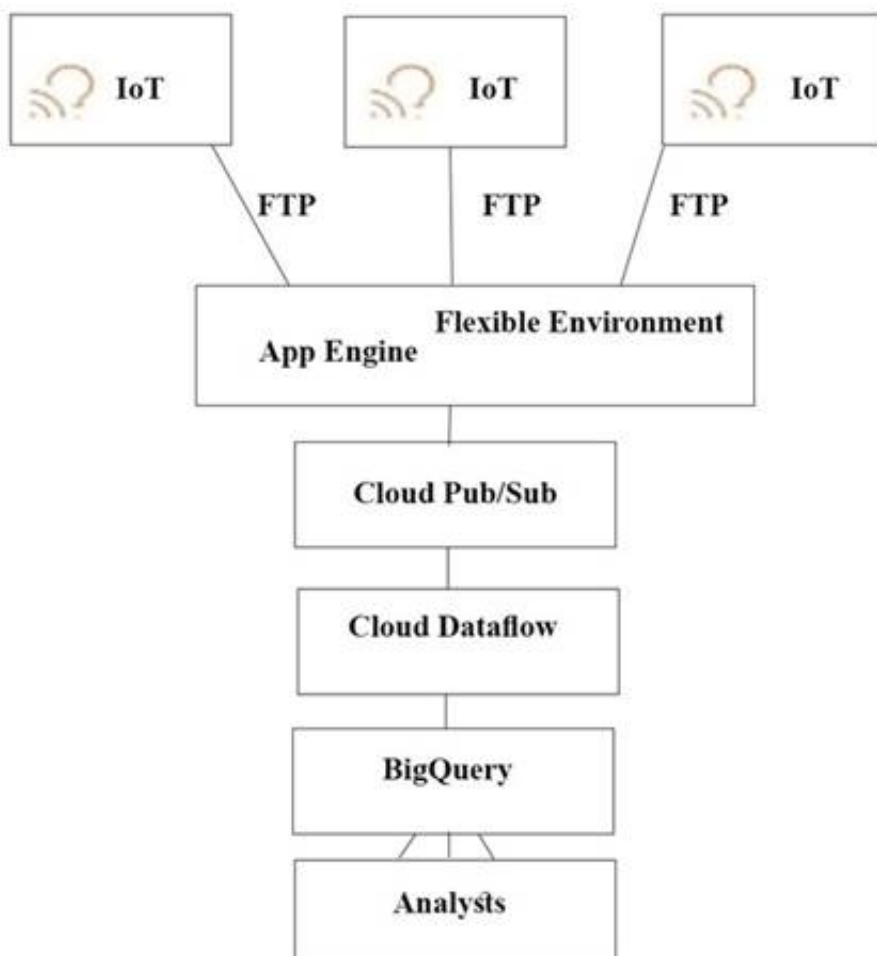
TerramEarth's CTO wants to use the raw data from connected vehicles to help identify approximately when a vehicle in the development team to focus their failure.

You want to allow analysts to centrally query the vehicle data. Which architecture should you recommend?

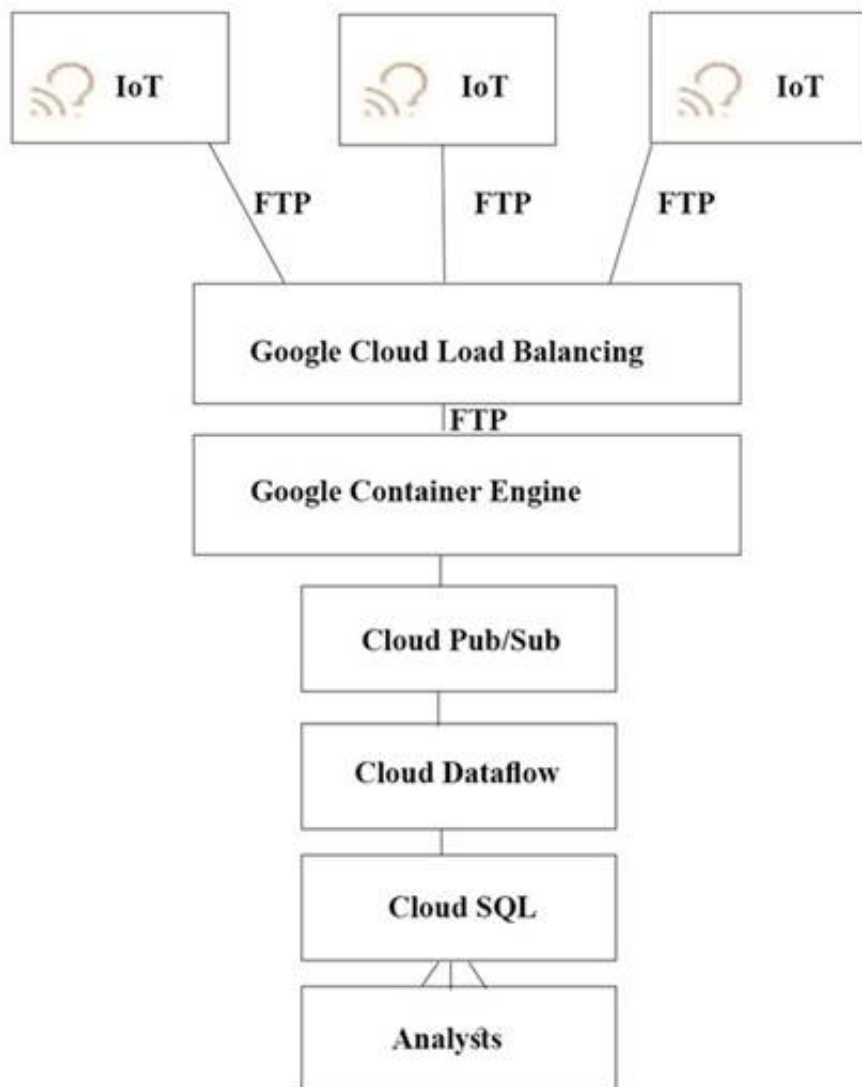
A)



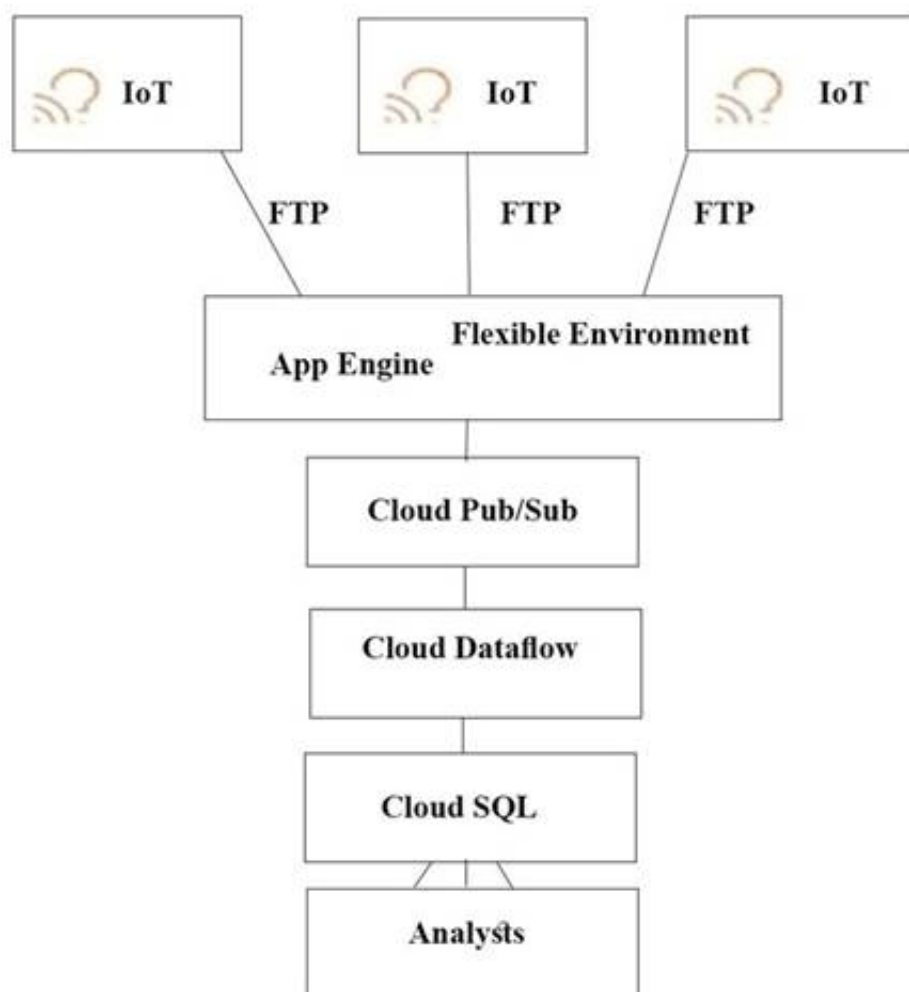
B)



C)



D)



- A. Option A
- B. Option B
- C. Option C
- D. Option D

Answer: A

Explanation:

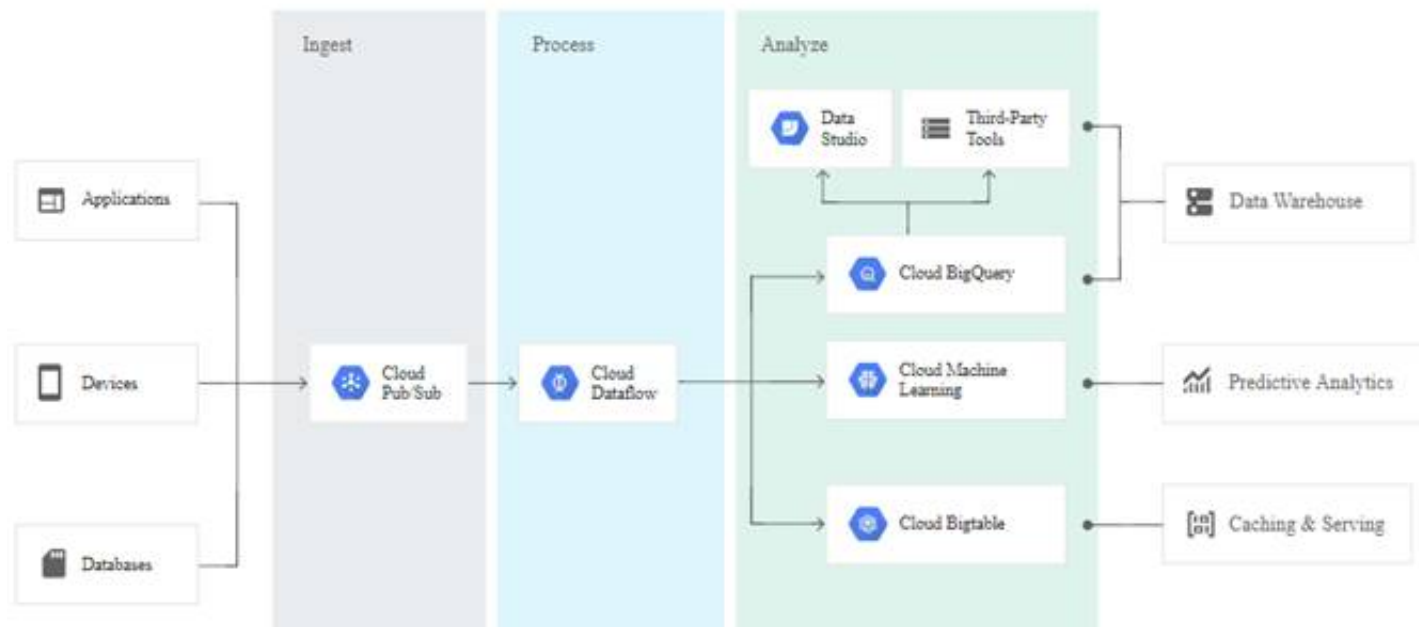
<https://cloud.google.com/solutions/iot/> <https://cloud.google.com/solutions/designing-connected-vehicle-platform> https://cloud.google.com/solutions/designing-connected-vehicle-platform#data_ingestion

<http://www.eweek.com/big-data-and-analytics/google-touts-value-of-cloud-iot-core-for-analyzing-connected-car-data>

<https://cloud.google.com/solutions/iot/>

The push endpoint can be a load balancer.

A container cluster can be used. Cloud Pub/Sub for Stream Analytics



References: <https://cloud.google.com/pubsub/> <https://cloud.google.com/solutions/iot/> <https://cloud.google.com/solutions/designing-connected-vehicle-platform>
https://cloud.google.com/solutions/designing-connected-vehicle-platform#data_ingestion <http://www.eweek.com/big-data-and-analytics/google-touts-value-of-cloud-iot-core-for-analyzing-connected-car-data>
<https://cloud.google.com/solutions/iot/>

NEW QUESTION 2

- (Topic 2)

For this question refer to the TerramEarth case study.

Which of TerramEarth's legacy enterprise processes will experience significant change as a result of increased Google Cloud Platform adoption.

- A. Opex/capex allocation, LAN changes, capacity planning
- B. Capacity planning, TCO calculations, opex/capex allocation
- C. Capacity planning, utilization measurement, data center expansion
- D. Data Center expansion, TCO calculations, utilization measurement

Answer: B

Explanation:

Capacity planning, TCO calculations, opex/capex allocation From the case study, it can conclude that Management (CXO) all concern rapid provision of resources (infrastructure)

for growing as well as cost management, such as Cost optimization in Infrastructure, trade up front capital expenditures (Capex) for ongoing operating expenditures (Opex), and Total cost of ownership (TCO)

NEW QUESTION 3

- (Topic 3)

For this question, refer to the JencoMart case study.

JencoMart has built a version of their application on Google Cloud Platform that serves traffic to Asia. You want to measure success against their business and technical goals.

Which metrics should you track?

- A. Error rates for requests from Asia
- B. Latency difference between US and Asia
- C. Total visits, error rates, and latency from Asia
- D. Total visits and average latency for users in Asia
- E. The number of character sets present in the database

Answer: D

NEW QUESTION 4

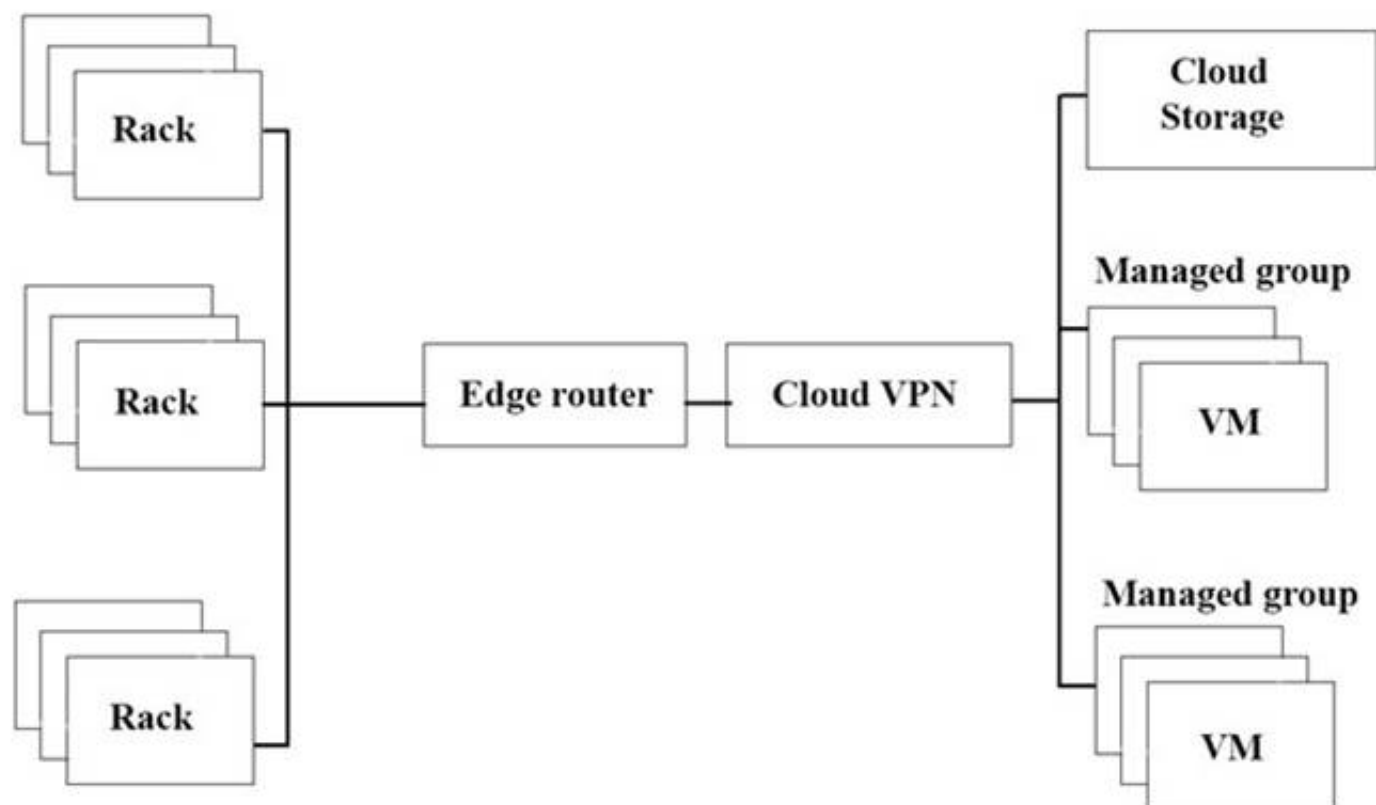
- (Topic 3)

For this question, refer to the JencoMart case study.

The migration of JencoMart's application to Google Cloud Platform (GCP) is progressing too slowly. The infrastructure is shown in the diagram. You want to maximize throughput. What are three potential bottlenecks? (Choose 3 answers.)

On-premises infrastructure

Google



- A. A single VPN tunnel, which limits throughput
- B. A tier of Google Cloud Storage that is not suited for this task
- C. A copy command that is not suited to operate over long distances
- D. Fewer virtual machines (VMs) in GCP than on-premises machines
- E. A separate storage layer outside the VMs, which is not suited for this task
- F. Complicated internet connectivity between the on-premises infrastructure and GCP

Answer: ADF

NEW QUESTION 5

- (Topic 4)

For this question, refer to the Dress4Win case study.

The Dress4Win security team has disabled external SSH access into production virtual machines (VMs) on Google Cloud Platform (GCP). The operations team needs to remotely manage the VMs, build and push Docker containers, and manage Google Cloud Storage objects. What can they do?

- A. Grant the operations engineers access to use Google Cloud Shell.
- B. Configure a VPN connection to GCP to allow SSH access to the cloud VMs.
- C. Develop a new access request process that grants temporary SSH access to cloud VMs when an operations engineer needs to perform a task.
- D. Have the development team build an API service that allows the operations team to execute specific remote procedure calls to accomplish their tasks.

Answer: A

NEW QUESTION 6

- (Topic 4)

For this question, refer to the Dress4Win case study.

Dress4Win has end-to-end tests covering 100% of their endpoints. They want to ensure that the move to the cloud does not introduce any new bugs. Which additional testing methods should the developers employ to prevent an outage?

- A. They should enable Google Stackdriver Debugger on the application code to show errors in the code.
- B. They should add additional unit tests and production scale load tests on their cloud staging environment.
- C. They should run the end-to-end tests in the cloud staging environment to determine if the code is working as intended.
- D. They should add canary tests so developers can measure how much of an impact the new release causes to latency.

Answer: B

NEW QUESTION 7

- (Topic 4)

For this question, refer to the Dress4Win case study.

Dress4Win has asked you to recommend machine types they should deploy their application servers to. How should you proceed?

- A. Perform a mapping of the on-premises physical hardware cores and RAM to the nearest machine types in the cloud.
- B. Recommend that Dress4Win deploy application servers to machine types that offer the highest RAM to CPU ratio available.
- C. Recommend that Dress4Win deploy into production with the smallest instances available, monitor them over time, and scale the machine type up until the desired performance is reached.
- D. Identify the number of virtual cores and RAM associated with the application server virtual machines align them to a custom machine type in the cloud, monitor performance, and scale the machine types up until the desired performance is reached.

Answer: C

NEW QUESTION 8

- (Topic 5)

You want to store critical business information in Cloud Storage buckets. The information is regularly changed but previous versions need to be referenced on a regular basis. You want to ensure that there is a record of all changes to any information in these buckets. You want to ensure that accidental edits or deletions can be easily rolled back. Which feature should you enable?

- A. Bucket Lock
- B. Object Versioning
- C. Object change notification
- D. Object Lifecycle Management

Answer: B

NEW QUESTION 9

- (Topic 5)

You have a Python web application with many dependencies that requires 0.1 CPU cores and 128 MB of memory to operate in production. You want to monitor and maximize machine utilization. You also to reliably deploy new versions of the application. Which set of steps should you take?

- A. Perform the following:1) Create a managed instance group with f1-micro type machines.2) Use a startup script to clone the repository, check out the production branch, install the dependencies, and start the Python app.3) Restart the instances to automatically deploy new production releases.
- B. Perform the following:1) Create a managed instance group with n1-standard-1 type machines.2) Build a Compute Engine image from the production branch that contains all of the dependencies and automatically starts the Python app.3) Rebuild the Compute Engine image, and update the instance template to deploy new production releases.
- C. Perform the following:1) Create a Kubernetes Engine cluster with n1-standard-1 type machines.2) Build a Docker image from the production branch with all of the dependencies, and tag it with the version number.3) Create a Kubernetes Deployment with the imagePullPolicy set to "IfNotPresent" in the staging namespace, and then promote it to the production namespace after testing.
- D. Perform the following:1) Create a Kubernetes Engine (GKE) cluster with n1-standard-4 type machines.2) Build a Docker image from the master branch with all of the dependencies, and tag it with "latest".3) Create a Kubernetes Deployment in the default namespace with the imagePullPolicy set to "Always".Restart the pods to automatically deploy new production releases.

Answer: D

Explanation:

<https://cloud.google.com/compute/docs/instance-templates>

NEW QUESTION 10

- (Topic 5)

Your company is developing a web-based application. You need to make sure that production deployments are linked to source code commits and are fully auditable. What should you do?

- A. Make sure a developer is tagging the code commit with the date and time of commit
- B. Make sure a developer is adding a comment to the commit that links to the deployment.
- C. Make the container tag match the source code commit hash.
- D. Make sure the developer is tagging the commits with :latest

Answer: C

Explanation:

From: <https://cloud.google.com/architecture/best-practices-for-building-containers>

Under: Tagging using the Git commit hash (bottom of page almost)

"In this case, a common way of handling version numbers is to use the Git commit SHA-1 hash (or a short version of it) as the version number. By design, the Git commit hash is immutable and references a specific version of your software.

You can use this commit hash as a version number for your software, but also as a tag for the Docker image built from this specific version of your software. Doing so makes Docker images traceable: because in this case the image tag is immutable, you instantly know which specific version of your software is running inside a given container."

NEW QUESTION 10

- (Topic 5)

You are deploying a PHP App Engine Standard service with SQL as the backend. You want to minimize the number of queries to the database. What should you do?

- A. Set the memcache service level to dedicate
- B. Create a key from the hash of the query, and return database values from memcache before issuing a query to Cloud SQL.
- C. Set the memcache service level to share
- D. Create a cron task that runs every minute to populate the cache with keys containing query results.
- E. Set the memcache service level to share
- F. Create a cron task that runs every minute to save all expected queries to a key called "cached-queries".
- G. Set the memcache service level to share
- H. Create a key called "cached-queries", and return database values from the key before using a query to Cloud SQL.

Answer: A

Explanation:

<https://cloud.google.com/appengine/docs/standard/php/memcache/using>

NEW QUESTION 14

- (Topic 5)

You are moving an application that uses MySQL from on-premises to Google Cloud. The application will run on Compute Engine and will use Cloud SQL. You want to cut over to the Compute Engine deployment of the application with minimal downtime and no data loss to your customers. You want to migrate the application with minimal modification. You also need to determine the cutover strategy. What should you do?

- A. * 1. Set up Cloud VPN to provide private network connectivity between the Compute Engine application and the on-premises MySQL server.* 2. Stop the on-premises application.* 3. Create a mysqldump of the on-premises MySQL server.* 4. Upload the dump to a Cloud Storage bucket.* 5. Import the dump into Cloud SQL.* 6. Modify the source code of the application to write queries to both databases and read from its local database.* 7. Start the Compute Engine application.* 8. Stop the on-premises application.
- B. * 4. Upload the dump to a Cloud Storage bucket.* 5. Import the dump into Cloud SQL.* 6. Modify the source code of the application to write queries to both databases and read from its local database.* 7. Start the Compute Engine application.* 8. Stop the on-premises application.
- C. * 8. Stop the on-premises application.
- D. * 1. Set up Cloud SQL proxy and MySQL proxy.* 2. Create a mysqldump of the on-premises MySQL server.* 3. Upload the dump to a Cloud Storage bucket.* 4. Import the dump into Cloud SQL.* 5. Stop the on-premises application.* 6. Start the Compute Engine application.
- E. * 2. Create a mysqldump of the on-premises MySQL server.* 3. Upload the dump to a Cloud Storage bucket.* 4. Import the dump into Cloud SQL.* 5. Stop the on-premises application.* 6. Start the Compute Engine application.
- F. * 3. Upload the dump to a Cloud Storage bucket.* 4. Import the dump into Cloud SQL.* 5. Stop the on-premises application.* 6. Start the Compute Engine application.
- G. * 5. Stop the on-premises application.* 6. Start the Compute Engine application.
- H. * 6. Start the Compute Engine application.
- I. * 1. Set up Cloud VPN to provide private network connectivity between the Compute Engine application and the on-premises MySQL server.* 2. Stop the on-premises application.* 3. Start the Compute Engine application, configured to read and write to the on-premises MySQL server.* 4. Create the replication configuration in Cloud SQL.* 5. Configure the source database server to accept connections from the Cloud SQL replica.* 6. Finalize the Cloud SQL replica configuration.* 7. When replication has been completed, stop the Compute Engine application.* 8. Promote the Cloud SQL replica to a standalone instance.* 9. Restart the Compute Engine application, configured to read and write to the Cloud SQL standalone instance.
- J. * 6. Finalize the Cloud SQL replica configuration.* 7. When replication has been completed, stop the Compute Engine application.* 8. Promote the Cloud SQL replica to a standalone instance.* 9. Restart the Compute Engine application, configured to read and write to the Cloud SQL standalone instance.
- K. * 8. Promote the Cloud SQL replica to a standalone instance.* 9. Restart the Compute Engine application, configured to read and write to the Cloud SQL standalone instance.
- L. * 1. Stop the on-premises application.* 2. Create a mysqldump of the on-premises MySQL server.* 3. Upload the dump to a Cloud Storage bucket.* 4. Import the dump into Cloud SQL.* 5. Start the application on Compute Engine.
- M. * 3. Upload the dump to a Cloud Storage bucket.* 4. Import the dump into Cloud SQL.* 5. Start the application on Compute Engine.

Answer: C

Explanation:

External replica promotion migration In the migration strategy of external replica promotion, you create an external database replica and synchronize the existing data to that replica. This can happen with minimal downtime to the existing database. When you have a replica database, the two databases have different roles that are referred to in this document as primary and replica. After the data is synchronized, you promote the replica to be the primary in order to move the management layer with minimal impact to database uptime. In Cloud SQL, an easy way to accomplish the external replica promotion is to use the automated migration workflow. This process automates many of the steps that are needed for this type of migration.

<https://cloud.google.com/architecture/migrating-mysql-to-cloudsql-concept>

- The best option for migrating your MySQL database is to use an external replica promotion. In this strategy, you create a replica database and set your existing database as the primary. You wait until the two databases are in sync, and you then promote your MySQL replica database to be the primary. This process minimizes database downtime related to the database migration. - https://cloud.google.com/architecture/migrating-mysql-to-cloudsql-concept#external_replica_promotion_migration

NEW QUESTION 16

- (Topic 5)

You have deployed an application on Anthos clusters (formerly Anthos GKE). According to the SRE practices at your company you need to be alerted if the request latency is above a certain threshold for a specified amount of time. What should you do?

- A. Enable the Cloud Trace API on your project and use Cloud Monitoring Alerts to send an alert based on the Cloud Trace metrics
- B. Configure Anthos Config Management on your cluster and create a yaml file that defines the SLO and alerting policy you want to deploy in your cluster
- C. Use Cloud Profiler to follow up the request latency
- D. Create a custom metric in Cloud Monitoring based on the results of Cloud Profiler, and create an Alerting Policy in case this metric exceeds the threshold
- E. Install Anthos Service Mesh on your cluster
- F. Use the Google Cloud Console to define a Service Level Objective (SLO)

Answer: D

Explanation:

<https://cloud.google.com/service-mesh/docs/overview> <https://cloud.google.com/service-mesh/docs/observability/slo-overview>

NEW QUESTION 21

- (Topic 5)

You are building a continuous deployment pipeline for a project stored in a Git source repository and want to ensure that code changes can be verified deploying to production. What should you do?

- A. Use Spinnaker to deploy builds to production using the red/black deployment strategy so that changes can easily be rolled back.
- B. Use Spinnaker to deploy builds to production and run tests on production deployments.
- C. Use Jenkins to build the staging branches and the master branch
- D. Build and deploy changes to production for 10% of users before doing a complete rollout.
- E. Use Jenkins to monitor tags in the repository
- F. Deploy staging tags to a staging environment for testing. After testing, tag the repository for production and deploy that to the production environment.

Answer: D

Explanation:

Reference: <https://github.com/GoogleCloudPlatform/continuous-deployment-on-kubernetes/blob/master/README.md>

NEW QUESTION 26

- (Topic 5)

You are using Cloud CDN to deliver static HTTP(S) website content hosted on a Compute Engine instance group. You want to improve the cache hit ratio. What should you do?

- A. Customize the cache keys to omit the protocol from the key.
- B. Shorten the expiration time of the cached objects.
- C. Make sure the HTTP(S) header "Cache-Region" points to the closest region of your users.
- D. Replicate the static content in a Cloud Storage bucket
- E. Point CloudCDN toward a load balancer on that bucket.

Answer: A

Explanation:

Reference https://cloud.google.com/cdn/docs/bestpractices#using_custom_cache_keys_to_improve_cache_hit_ratio

NEW QUESTION 28

- (Topic 5)

You are implementing the infrastructure for a web service on Google Cloud. The web service needs to receive and store the data from 500,000 requests per second. The data will be queried later in real time, based on exact matches of a known set of attributes. There will be periods where the web service will not receive any requests. The business wants to keep costs low. Which web service platform and database should you use for the application?

- A. Cloud Run and BigQuery
- B. Cloud Run and Cloud Bigtable
- C. A Compute Engine autoscaling managed instance group and BigQuery
- D. A Compute Engine autoscaling managed instance group and Cloud Bigtable

Answer: B

Explanation:

<https://cloud.google.com/run/docs/about-instance-autoscaling> <https://cloud.google.com/blog/topics/developers-practitioners/bigtable-vs-bigquery-whats-difference>

NEW QUESTION 29

- (Topic 5)

You deploy your custom Java application to Google App Engine. It fails to deploy and gives you the following stack trace.

```
java.lang.SecurityException: SHA1 digest error for
com/Altostrat/CloakedServlet.class
    at com.google.appengine.runtime.Request.process
-d36f818a24b8cf1d (Request.java)
    at
sun.security.util.ManifestEntryVerifier.verify
(ManifestEntryVerifier.java:210)
    at java.util.jar.JarVerifier.processEntry
(JarVerifier.java:218)
    at java.util.jar.JarVerifier.update
(JarVerifier.java:205)
    at
java.util.jar.JarVerifiersVerifierStream.read
(JarVerifier.java:428)
    at sun.misc.Resource.getBytes
(Resource.java:124)
    at java.net.URL.ClassLoader.defineClass
(URLClassLoader.java:273)
    at sun.reflect.GeneratedMethodAccessor5.invoke
(Unknown Source)
    at
sun.reflect.DelegatingMethodAccessorImpl.invoke
(DelegatingMethodAccessorImpl.java:43)
    at java.lang.reflect.Method.invoke
(Method.java:616)
    at java.lang.ClassLoader.loadClass
(ClassLoader.java:266)
```

What should you do?

- A. Upload missing JAR files and redeploy your application.
- B. Digitally sign all of your JAR files and redeploy your application
- C. Recompile the CLoakedServlet class using and MD5 hash instead of SHA1

Answer: B

NEW QUESTION 31

- (Topic 5)

Your operations team has asked you to help diagnose a performance issue in a production application that runs on Compute Engine. The application is dropping requests that reach it when under heavy load. The process list for affected instances shows a single application process that is consuming all available CPU, and autoscaling has reached the upper limit of instances. There is no abnormal load on any other related systems, including the database. You want to allow production traffic to be served again as quickly as possible. Which action should you recommend?

- A. Change the autoscaling metric to agent.googleapis.com/memory/percent_used.
- B. Restart the affected instances on a staggered schedule.
- C. SSH to each instance and restart the application process.
- D. Increase the maximum number of instances in the autoscaling group.

Answer: D

Explanation:

Reference: <https://cloud.google.com/blog/products/sap-google-cloud/best-practices-for-sap-app-server-autoscaling-on-google-cloud>

NEW QUESTION 35

- (Topic 5)

Your marketing department wants to send out a promotional email campaign. The development team wants to minimize direct operation management. They project a wide range of possible customer responses, from 100 to 500,000 click-throughs per day. The link leads to a simple website that explains the promotion and collects user information and preferences. Which infrastructure should you recommend? (CHOOSE TWO)

- A. Use Google App Engine to serve the website and Google Cloud Datastore to store user data.
- B. Use a Google Container Engine cluster to serve the website and store data to persistent disk.
- C. Use a managed instance group to serve the website and Google Cloud Bigtable to store user data.
- D. Use a single compute Engine virtual machine (VM) to host a web server, backed by Google Cloud SQL.

Answer: AC

Explanation:

Reference: <https://cloud.google.com/storage-options/>

References: <https://cloud.google.com/storage-options/>

NEW QUESTION 39

- (Topic 5)

You need to deploy a stateful workload on Google Cloud. The workload can scale horizontally, but each instance needs to read and write to the same POSIX filesystem. At high load, the stateful workload needs to support up to 100 MB/s of writes. What should you do?

- A. Use a persistent disk for each instance.
- B. Use a regional persistent disk for each instance.
- C. Create a Cloud Filestore instance and mount it in each instance.
- D. Create a Cloud Storage bucket and mount it in each instance using gcsfuse.

Answer: C

Explanation:

<https://cloud.google.com/storage/docs/gcs-fuse#notes>

Cloud Filestore: Cloud Filestore is a scalable and highly available shared file service fully managed by Google. Cloud Filestore provides persistent storage ideal for shared workloads. It is best suited for enterprise applications requiring persistent, durable, shared storage which is accessed by NFS or requires a POSIX compliant file system.

Reference: <https://cloud.google.com/storage/docs/gcs-fuse>

NEW QUESTION 40

- (Topic 5)

Your company creates rendering software which users can download from the company website. Your company has customers all over the world. You want to minimize latency for all your customers. You want to follow Google-recommended practices. How should you store the files?

- A. Save the files in a Multi-Regional Cloud Storage bucket.
- B. Save the files in a Regional Cloud Storage bucket, one bucket per zone of the region.
- C. Save the files in multiple Regional Cloud Storage buckets, one bucket per zone per region.
- D. Save the files in multiple Multi-Regional Cloud Storage buckets, one bucket per multi-region.

Answer: A

Explanation:

<https://cloud.google.com/storage/docs/locations#location-mr>

NEW QUESTION 45

- (Topic 5)

You have an application that runs in Google Kubernetes Engine (GKE). Over the last 2 weeks, customers have reported that a specific part of the application returns errors very frequently. You currently have no logging or monitoring solution enabled on your GKE cluster. You want to diagnose the problem, but you have not been able to replicate the issue. You want to cause minimal disruption to the application. What should you do?

- A. * 1. Update your GKE cluster to use Cloud Operations for GKE.* 2. Use the GKE Monitoring dashboard to investigate logs from affected Pods.
- B. * 1. Create a new GKE cluster with Cloud Operations for GKE enabled.* 2. Migrate the affected Pods to the new cluster, and redirect traffic for those Pods to the new cluster.* 3. Use the GKE Monitoring dashboard to investigate logs from affected Pods.
- C. * 1. Update your GKE cluster to use Cloud Operations for GKE, and deploy Prometheus.* 2. Set an alert to trigger whenever the application returns an error.
- D. * 1. Create a new GKE cluster with Cloud Operations for GKE enabled, and deploy Prometheus.* 2. Migrate the affected Pods to the new cluster, and redirect traffic for those Pods to the new cluster.* 3. Set an alert to trigger whenever the application returns an error.

Answer: A

Explanation:

Reference: <https://cloud.google.com/blog/products/management-tools/using-logging-your-apps-running-kubernetes-engine>

NEW QUESTION 50

- (Topic 5)

You are deploying an application to Google Cloud. The application is part of a system. The application in Google Cloud must communicate over a private network with applications in a non-Google Cloud environment. The expected average throughput is 200 kbps. The business requires:

- 99.99% system availability
- cost optimization

You need to design the connectivity between the locations to meet the business requirements. What should you provision?

- A. A Classic Cloud VPN gateway connected with one tunnel to an on-premises VPN gateway.
- B. A Classic Cloud VPN gateway connected with two tunnels to an on-premises VPN gateway.
- C. An HA Cloud VPN gateway connected with two tunnels to an on-premises VPN gateway.
- D. Two HA Cloud VPN gateways connected to two on-premises VPN gateway
- E. Configure each HA CloudVPN gateway to have two tunnels, each connected to different on-premises VPN gateways.

Answer: C

Explanation:

https://cloud.google.com/network-connectivity/docs/vpn/concepts/topologies#configurations_that_support_9999_availability

NEW QUESTION 54

- (Topic 5)

Your company has an application running as a Deployment in a Google Kubernetes Engine (GKE) cluster. When releasing new versions of the application via a rolling deployment, the team has been causing outages. The root cause of the outages is misconfigurations with parameters that are only used in production. You want to put preventive measures for this in the platform to prevent outages. What should you do?

- A. Configure liveness and readiness probes in the Pod specification
- B. Configure an uptime alert in Cloud Monitoring
- C. Create a Scheduled Task to check whether the application is available
- D. Configure health checks on the managed instance group

Answer: D

Explanation:

This option can help prevent outages caused by misconfigurations with parameters that are only used in production. Liveness and readiness probes are mechanisms to check the health and availability of the Pods and containers in a GKE cluster. Liveness probes determine if a container is still running, and if not, restart it. Readiness probes determine if a container is ready to serve requests, and if not, remove it from the load balancer. By configuring liveness and readiness probes in the Pod specification, you can ensure that your application can handle traffic and recover from failures gracefully during a rolling update. The other options are not optimal for this scenario, because they either do not prevent outages, but only alert or monitor them (B, C), or do not apply to GKE clusters, but to Compute Engine instances (D). References:

? <https://cloud.google.com/kubernetes-engine/docs/how-to/updating-apps>

? <https://cloud.google.com/blog/products/containers-kubernetes/kubernetes-best-practices-setting-up-health-checks-with-readiness-and-liveness-probes>

NEW QUESTION 58

- (Topic 5)

Your company has announced that they will be outsourcing operations functions. You want to allow developers to easily stage new versions of a cloud-based application in the production environment and allow the outsourced operations team to autonomously promote staged versions to production. You want to minimize the operational overhead of the solution. Which Google Cloud product should you migrate to?

- A. App Engine
- B. GKE On-Prem
- C. Compute Engine
- D. Google Kubernetes Engine

Answer: A

Explanation:

Reference: <https://cloud.google.com/security/compliance/eba-outsourcing-mapping-gcp>

NEW QUESTION 62

- (Topic 5)

Your company and one of its partners each have a Google Cloud project in separate organizations. Your company's project (prj-a) runs in Virtual Private Cloud (vpc-a). The partner's project (prj-b) runs in vpc-b. There are two instances running on vpc-a and one instance running on vpc-b. Subnets defined in both VPCs are not overlapping. You need to ensure that all instances communicate with each other via internal IPs, minimizing latency and maximizing throughput. What should you do?

- A. Set up a network peering between vpc-a and vpc-b
- B. Set up a VPN between vpc-a and vpc-b using Cloud VPN
- C. Configure IAP TCP forwarding on the instance in vpc-b and then launch the following gcloud command from one of the instances in vpc-a: `gcloud compute start-l4s-tunnel INSTANCE_NAME_VPC_B 22 --local-host-port=localhost:22`
- * 1. Create an additional instance in vpc-a * 2. Create an additional instance in vpc-b * 3. Install OpenVPN in newly created instances * 4. Configure a VPN tunnel between vpc-a and vpc-b with the help of OpenVPN

Answer: C

NEW QUESTION 67

- (Topic 5)

As part of implementing their disaster recovery plan, your company is trying to replicate their production

MySQL database from their private data center to their GCP project using a Google Cloud VPN connection. They are experiencing latency issues and a small amount of packet loss that is disrupting the replication. What should they do?

- A. Configure their replication to use UDP.
- B. Configure a Google Cloud Dedicated Interconnect.
- C. Restore their database daily using Google Cloud SQL.
- D. Add additional VPN connections and load balance them.
- E. Send the replicated transaction to Google Cloud Pub/Sub.

Answer: B

NEW QUESTION 69

- (Topic 5)

Your customer support tool logs all email and chat conversations to Cloud Bigtable for retention and analysis. What is the recommended approach for sanitizing this data of personally identifiable information or payment card information before initial storage?

- A. Hash all data using SHA256
- B. Encrypt all data using elliptic curve cryptography
- C. De-identify the data with the Cloud Data Loss Prevention API
- D. Use regular expressions to find and redact phone numbers, email addresses, and credit card numbers

Answer: A

Explanation:

Reference: <https://cloud.google.com/solutions/pai-dss-compliance-ingcp#>

NEW QUESTION 71

- (Topic 5)

You have created several preemptible Linux virtual machine instances using Google Compute Engine. You want to properly shut down your application before the virtual machines are preempted. What should you do?

- A. Create a shutdown script named k99.shutdown in the /etc/rc.6.d/ directory.
- B. Create a shutdown script registered as a xinetd service in Linux and configure a Stackdriver endpoint check to call the service.
- C. Create a shutdown script and use it as the value for a new metadata entry with the key shutdown-script in the Cloud Platform Console when you create the new virtual machine instance.
- D. Create a shutdown script, registered as a xinetd service in Linux, and use the gcloud compute instances add-metadata command to specify the service URL as the value for a new metadata entry with the key shutdown-script-url

Answer: C

NEW QUESTION 73

- (Topic 5)

Your company has a stateless web API that performs scientific calculations. The web API runs on a single Google Kubernetes Engine (GKE) cluster. The cluster is currently deployed in us-central1. Your company has expanded to offer your API to customers in Asia. You want to reduce the latency for the users in Asia. What should you do?

- A. Use a global HTTP(s) load balancer with Cloud CDN enabled
- B. Create a second GKE cluster in asia-southeast1, and expose both API's using a Service of type Load Balance
- C. Add the public IPs to the Cloud DNS zone
- D. Increase the memory and CPU allocated to the application in the cluster
- E. Create a second GKE cluster in asia-southeast1, and use kubemci to create a global HTTP(s) load balancer

Answer: D

Explanation:

https://cloud.google.com/kubernetes-engine/docs/concepts/multi-cluster-ingress#how_works
<https://github.com/GoogleCloudPlatform/k8s-multicloud-ingress> <https://cloud.google.com/blog/products/gcp/how-to-deploy-geographically-distributed-services-on-kubernetes-engine-with-kubemci>

NEW QUESTION 76

- (Topic 5)

Your web application must comply with the requirements of the European Union's General Data Protection Regulation (GDPR). You are responsible for the technical architecture of your web application. What should you do?

- A. Ensure that your web application only uses native features and services of Google Cloud Platform, because Google already has various certifications and provides "pass-on" compliance when you use native features.
- B. Enable the relevant GDPR compliance setting within the GCP Console for each of the services in use within your application.
- C. Ensure that Cloud Security Scanner is part of your test planning strategy in order to pick up any compliance gaps.
- D. Define a design for the security of data in your web application that meets GDPR requirements.

Answer: D

Explanation:

<https://cloud.google.com/security/gdpr/?tab=tab4>
Reference: <https://www.mobiloud.com/blog/gdpr-compliant-mobile-app/>

NEW QUESTION 78

- (Topic 5)

Your company acquired a healthcare startup and must retain its customers' medical information for up to 4 more years, depending on when it was created. Your corporate policy is to securely retain this data, and then delete it as soon as regulations allow. Which approach should you take?

- A. Store the data in Google Drive and manually delete records as they expire.
- B. Anonymize the data using the Cloud Data Loss Prevention API and store it indefinitely.
- C. Store the data using the Cloud Storage and use lifecycle management to delete files when they expire.
- D. Store the data in Cloud Storage and run a nightly batch script that deletes all expired data.

Answer: C

Explanation:

<https://cloud.google.com/storage/docs/lifecycle>

NEW QUESTION 81

- (Topic 5)

A small number of API requests to your microservices-based application take a very long time. You know that each request to the API can traverse many services. You want to know which service takes the longest in those cases. What should you do?

- A. Set timeouts on your application so that you can fail requests faster.
- B. Send custom metrics for each of your requests to Stackdriver Monitoring.
- C. Use Stackdriver Monitoring to look for insights that show when your API latencies are high.
- D. Instrument your application with Stackdriver Trace in order to break down the request latencies at each microservice.

Answer: D

Explanation:

<https://cloud.google.com/trace/docs/overview>

NEW QUESTION 82

- (Topic 5)

You are managing several projects on Google Cloud and need to interact on a daily basis with BigQuery, Bigtable and Kubernetes Engine using the gcloud CLI tool. You are travelling a lot and work on different workstations during the week. You want to avoid having to manage the gcloud CLI manually. What should you do?

- A. Use a package manager to install gcloud on your workstations instead of installing it manually.
- B. Create a Compute Engine instance and install gcloud on the instance. Connect to this instance via SSH to always use the same gcloud installation when interacting with Google Cloud.
- C. Install gcloud on all of your workstations. Run the command `gcloud components auto-update` on each workstation.
- D. Use Google Cloud Shell in the Google Cloud Console to interact with Google Cloud.

Answer: D

Explanation:

This option allows you to use the gcloud CLI tool without having to install or manage it manually on different workstations. Google Cloud Shell is a browser-based command-line tool that provides you with a temporary Compute Engine virtual machine instance preloaded with the Cloud SDK, including the gcloud CLI tool. You can access Google Cloud Shell from any web browser and use it to interact with BigQuery, Bigtable and Kubernetes Engine using the gcloud CLI tool. The other options are not optimal for this scenario, because they either require installing and updating the gcloud CLI tool on multiple workstations (A, C), or creating and maintaining a Compute Engine instance for the sole purpose of using the gcloud CLI tool (B). References:

? <https://cloud.google.com/shell/docs/overview>

? <https://cloud.google.com/sdk/gcloud/>

NEW QUESTION 87

- (Topic 5)

A news feed web service has the following code running on Google App Engine. During peak load, users report that they can see news articles they already viewed. What is the most likely cause of this problem?

```
import news
from flask import Flask, redirect, request
from flask.ext.api import status
from google.appengine.api import users

app = Flask(__name__)
sessions = {}

@app.route("/")
def homepage():
    user = users.get_current_user()
    if not user:
        return "Invalid login",
        status.HTTP_401_UNAUTHORIZED

    if user not in sessions:
        sessions[user] = {"viewed": []}

    news_articles = news.get_new_news (user, sessions [user]
["viewed"])
    sessions [user] ["viewed"] += [n["id"] for n
in news_articles]

    return news.render(news_articles)

if __name__ == "__main__":
    app.run()
```

- A. The session variable is local to just a single instance.
- B. The session variable is being overwritten in Cloud Datastore.
- C. The URL of the API needs to be modified to prevent caching.
- D. The HTTP Expires header needs to be set to -1 to stop caching.

Answer: A

Explanation:

<https://stackoverflow.com/questions/3164280/google-app-engine-cache-list-in-session-variable?rq=1>

NEW QUESTION 90

- (Topic 5)

An application development team believes their current logging tool will not meet their needs for their new cloud-based product. They want a better tool to capture errors and help them analyze their historical log data. You want to help them find a solution that meets their needs, what should you do?

- A. Direct them to download and install the Google StackDriver logging agent.
- B. Send them a list of online resources about logging best practices.
- C. Help them define their requirements and assess viable logging tools.
- D. Help them upgrade their current tool to take advantage of any new features.

Answer: C

Explanation:

Help them define their requirements and assess viable logging tools. They know the requirements and the existing tools' problems. While it's true StackDriver Logging and Error Reporting possibly meet all their requirements, there might be other tools also meet their need. They need you to provide expertise to make assessment for new tools, specifically, logging tools that can "capture errors and help them analyze their historical log data".

References: <https://cloud.google.com/logging/docs/agent/installation>

NEW QUESTION 91

- (Topic 5)

You have an App Engine application that needs to be updated. You want to test the update with production traffic before replacing the current application version. What should you do?

- A. Deploy the update using the Instance Group Updater to create a partial rollout, which allows for canary testing.
- B. Deploy the update as a new version in the App Engine application, and split traffic between the new and current versions.
- C. Deploy the update in a new VPC, and use Google's global HTTP load balancing to split traffic between the update and current applications.
- D. Deploy the update as a new App Engine application, and use Google's global HTTP load balancing to split traffic between the new and current applications.

Answer: B

Explanation:

<https://cloud.google.com/appengine/docs/standard/python/splitting-traffic>

NEW QUESTION 94

- (Topic 5)

A recent audit that a new network was created in Your GCP project. In this network, a GCE instance has an SSH port open the world. You want to discover this

network's origin. What should you do?

- A. Search for Create VM entry in the Stackdriver alerting console.
- B. Navigate to the Activity page in the Home section
- C. Set category to Data Access and search for Create VM entry.
- D. In the logging section of the console, specify GCE Network as the logging section
- E. Search for the Create Instance entry.
- F. Connect to the GCE instance using project SSH Key
- G. Identify previous logins in system logs, and match these with the project owners list.

Answer: C

NEW QUESTION 96

- (Topic 5)

You team needs to create a Google Kubernetes Engine (GKE) cluster to host a newly built application that requires access to third-party services on the internet. Your company does not allow any Compute Engine instance to have a public IP address on Google Cloud. You need to create a deployment strategy that adheres to these guidelines. What should you do?

- A. Create a Compute Engine instance, and install a NAT Proxy on the instance
- B. Configure all workloads on GKE to pass through this proxy to access third-party services on the Internet
- C. Configure the GKE cluster as a private cluster, and configure Cloud NAT Gateway for the cluster subnet
- D. Configure the GKE cluster as a route-based cluster
- E. Configure Private Google Access on the Virtual Private Cloud (VPC)
- F. Configure the GKE cluster as a private cluster
- G. Configure Private Google Access on the Virtual Private Cloud (VPC)

Answer: B

Explanation:

A Cloud NAT gateway can perform NAT for nodes and Pods in a private cluster, which is a type of VPC-native cluster. The Cloud NAT gateway must be configured to apply to at least the following subnet IP address ranges for the subnet that your cluster uses:

Subnet primary IP address range (used by nodes)

Subnet secondary IP address range used for Pods in the cluster Subnet secondary IP address range used for Services in the cluster

The simplest way to provide NAT for an entire private cluster is to configure a Cloud NAT gateway to apply to all of the cluster's subnet's IP address ranges.

<https://cloud.google.com/nat/docs/overview>

NEW QUESTION 100

- (Topic 5)

A lead engineer wrote a custom tool that deploys virtual machines in the legacy data center. He wants to migrate the custom tool to the new cloud environment. You want to advocate for the adoption of Google Cloud Deployment Manager. What are two business risks of migrating to Cloud Deployment Manager? Choose 2 answers.

- A. Cloud Deployment Manager uses Python.
- B. Cloud Deployment Manager APIs could be deprecated in the future.
- C. Cloud Deployment Manager is unfamiliar to the company's engineers.
- D. Cloud Deployment Manager requires a Google APIs service account to run.
- E. Cloud Deployment Manager can be used to permanently delete cloud resources.
- F. Cloud Deployment Manager only supports automation of Google Cloud resources.

Answer: CF

Explanation:

<https://cloud.google.com/deployment-manager/docs/deployments/deleting-deployments>

NEW QUESTION 102

- (Topic 5)

Your company pushes batches of sensitive transaction data from its application server VMs to Cloud Pub/Sub for processing and storage. What is the Google-recommended way for your application to authenticate to the required Google Cloud services?

- A. Ensure that VM service accounts are granted the appropriate Cloud Pub/Sub IAM roles.
- B. Ensure that VM service accounts do not have access to Cloud Pub/Sub, and use VM access scopes to grant the appropriate Cloud Pub/Sub IAM roles.
- C. Generate an OAuth2 access token for accessing Cloud Pub/Sub, encrypt it, and store it in Cloud Storage for access from each VM.
- D. Create a gateway to Cloud Pub/Sub using a Cloud Function, and grant the Cloud Function service account the appropriate Cloud Pub/Sub IAM roles.

Answer: A

NEW QUESTION 105

- (Topic 5)

You are using a single Cloud SQL instance to serve your application from a specific zone.

You want to

introduce high availability. What should you do?

- A. Create a read replica instance in a different region
- B. Create a failover replica instance in a different region
- C. Create a read replica instance in the same region, but in a different zone
- D. Create a failover replica instance in the same region, but in a different zone

Answer: B

Explanation:

<https://cloud.google.com/sql/docs/mysql/high-availability>

NEW QUESTION 109

- (Topic 5)

You have an application that will run on Compute Engine. You need to design an architecture that takes into account a disaster recovery plan that requires your application to fail over to another region in case of a regional outage. What should you do?

- A. Deploy the application on two Compute Engine instances in the same project but in a different regio
- B. Use the first instance to serve traffic, and use the HTTP load balancing service to fail over to the standby instance in case of a disaster.
- C. Deploy the application on a Compute Engine instanc
- D. Use the instance to serve traffic, and use the HTTP load balancing service to fail over to an instance on your premises in case of a disaster.
- E. Deploy the application on two Compute Engine instance groups, each in the same project but in a different regio
- F. Use the first instance group to serve traffic, and use the HTTP load balancing service to fail over to the standby instance group in case of a disaster.
- G. Deploy the application on two Compute Engine instance groups, each in separate project and a different regio
- H. Use the first instance group to server traffic, and use the HTTP load balancing service to fail over to the standby instance in case of a disaster.

Answer: C

NEW QUESTION 114

- (Topic 5)

Your company is developing a new application that will allow globally distributed users to upload pictures and share them with other selected users. The application will support millions of concurrent users. You want to allow developers to focus on just building code without having to create and maintain the underlying infrastructure. Which service should you use to deploy the application?

- A. App Engine
- B. Cloud Endpoints
- C. Compute Engine
- D. Google Kubernetes Engine

Answer: A

Explanation:

Reference: <https://cloud.google.com/terms/services> <https://cloud.google.com/appengine/docs/standard/go/how-requests-are-handled>

NEW QUESTION 118

- (Topic 5)

Your organization has decided to restrict the use of external IP addresses on instances to only approved instances. You want to enforce this requirement across all of your Virtual Private Clouds (VPCs). What should you do?

- A. Remove the default route on all VPC
- B. Move all approved instances into a new subnet that has a default route to an internet gateway.
- C. Create a new VPC in custom mod
- D. Create a new subnet for the approved instances, and set a default route to the internet gateway on this new subnet.
- E. Implement a Cloud NAT solution to remove the need for external IP addresses entirely.
- F. Set an Organization Policy with a constraint on constraints/compute.vmExternallpAcces
- G. List the approved instances in the allowedValues list.

Answer: D

Explanation:

Reference: <https://cloud.google.com/compute/docs/ip-addresses/reserve-static-external-ip-address>

<https://cloud.google.com/compute/docs/ip-addresses/reserve-static-external-ip-address#disableexternalip>

you might want to restrict external IP address so that only specific VM instances can use them. This option can help to prevent data exfiltration or maintain network isolation. Using an Organization Policy, you can restrict external IP addresses to specific VM instances with constraints to control use of external IP addresses for your VM instances within an organization or a project.

NEW QUESTION 122

- (Topic 5)

You are working at a sports association whose members range in age from 8 to 30. The association collects a large amount of health data, such as sustained injuries. You are storing this data in BigQuery. Current legislation requires you to delete such information upon request of the subject. You want to design a solution that can accommodate such a request. What should you do?

- A. Use a unique identifier for each individua
- B. Upon a deletion request, delete all rows from BigQuery with this identifier.
- C. When ingesting new data in BigQuery, run the data through the Data Loss Prevention (DLP) API to identify any personal informatio
- D. As part of the DLP scan, save the result to Data Catalo
- E. Upon a deletion request, query Data Catalog to find the column with personal information.
- F. Create a BigQuery view over the table that contains all dat
- G. Upon a deletion request, exclude the rows that affect the subject's data from this vie
- H. Use this view instead of the source table for all analysis tasks.
- I. Use a unique identifier for each individua
- J. Upon a deletion request, overwrite the column with the unique identifier with a salted SHA256 of its value.

Answer: B

Explanation:

Current legislation requires you to delete "SUCH" information upon request of the subject. " So from that point of view the question is not to delete the entire user records but specific data related to personal health data. With DLP you can use InfoTypes and InfoType detectors to specifically scan for those entries and how to

act upon them (link <https://cloud.google.com/dlp/docs/concepts-infotypes>)
<https://cloud.google.com/dlp#section-6>

NEW QUESTION 124

- (Topic 5)

Your customer wants to capture multiple GBs of aggregate real-time key performance indicators (KPIs) from their game servers running on Google Cloud Platform and monitor the KPIs with low latency. How should they capture the KPIs?

- A. Store time-series data from the game servers in Google Bigtable, and view it using Google Data Studio.
- B. Output custom metrics to Stackdriver from the game servers, and create a Dashboard in StackdriverMonitoring Console to view them.
- C. Schedule BigQuery load jobs to ingest analytics files uploaded to Cloud Storage every ten minutes, and visualize the results in Google Data Studio.
- D. Insert the KPIs into Cloud Datastore entities, and run ad hoc analysis and visualizations of them in Cloud Datalab.

Answer: A

Explanation:

<https://cloud.google.com/monitoring/api/v3/metrics-details#metric-kinds>

NEW QUESTION 125

- (Topic 5)

Your company wants to migrate their 10-TB on-premises database export into Cloud Storage. You want to minimize the time it takes to complete this activity, the overall cost and database load. The bandwidth between the on-premises environment and Google Cloud is 1 Gbps. You want to follow Google-recommended practices. What should you do?

- A. Use the Data Transfer appliance to perform an offline migration.
- B. Use a commercial partner ETL solution to extract the data from the on-premises database and upload it into Cloud Storage.
- C. Develop a Dataflow job to read data directly from the database and write it into Cloud Storage.
- D. Compress the data and upload it with `gsutil -m` to enable multi-threaded copy.

Answer: A

Explanation:

The Data Transfer appliance is a Google-provided hardware device that can be used to transfer large amounts of data from on-premises environments to Cloud Storage. It is suitable for scenarios where the bandwidth between the on-premises environment and Google Cloud is low or insufficient, and the data size is large. The Data Transfer appliance can minimize the time it takes to complete the migration, the overall cost and database load, by avoiding network bottlenecks and reducing bandwidth consumption. The Data Transfer appliance also encrypts the data at rest and in transit, ensuring data security and privacy. The other options are not optimal for this scenario, because they either require a high-bandwidth network connection (B, C, D), or incur additional costs and complexity (B, C). References:

? <https://cloud.google.com/data-transfer-appliance/docs/overview>

? <https://cloud.google.com/blog/products/storage-data-transfer/introducing-storage-transfer-service-for-on-premises-data>

NEW QUESTION 126

- (Topic 5)

Your company provides a recommendation engine for retail customers. You are providing retail customers with an API where they can submit a user ID and the API returns a list of recommendations for that user. You are responsible for the API lifecycle and want to ensure stability for your customers in case the API makes backward-incompatible changes. You want to follow Google-recommended practices. What should you do?

- A. Create a distribution list of all customers to inform them of an upcoming backward-incompatible change at least one month before replacing the old API with the new API.
- B. Create an automated process to generate API documentation, and update the public API documentation as part of the CI/CD process when deploying an update to the API.
- C. Use a versioning strategy for the APIs that increases the version number on every backward-incompatible change.
- D. Use a versioning strategy for the APIs that adds the suffix "DEPRECATED" to the current API version number on every backward-incompatible change.
- E. Use the current version number for the new API.

Answer: C

Explanation:

<https://cloud.google.com/apis/design/versioning>

All Google API interfaces must provide a major version number, which is encoded at the end of the protobuf package, and included as the first part of the URI path for REST APIs. If an API introduces a breaking change, such as removing or renaming a field, it must increment its API version number to ensure that existing user code does not suddenly break.

NEW QUESTION 130

- (Topic 5)

Your company is moving 75 TB of data into Google Cloud. You want to use Cloud Storage and follow Google-recommended practices. What should you do?

- A. Move your data onto a Transfer Appliance.
- B. Use a Transfer Appliance Rehydrator to decrypt the data into Cloud Storage.
- C. Move your data onto a Transfer Appliance.
- D. Use Cloud Dataprep to decrypt the data into Cloud Storage.
- E. Install `gsutil` on each server that contains data.
- F. Use resumable transfers to upload the data into Cloud Storage.
- G. Install `gsutil` on each server containing data.
- H. Use streaming transfers to upload the data into Cloud Storage.

Answer: A

Explanation:

<https://cloud.google.com/transfer-appliance/docs/2.0/faq>

NEW QUESTION 134

- (Topic 5)

A development team at your company has created a dockerized HTTPS web application. You need to deploy the application on Google Kubernetes Engine (GKE) and make sure that the application scales automatically.

How should you deploy to GKE?

- A. Use the Horizontal Pod Autoscaler and enable cluster autoscaling
- B. Use an Ingress resource to loadbalance the HTTPS traffic.
- C. Use the Horizontal Pod Autoscaler and enable cluster autoscaling on the Kubernetes cluster
- D. Use a Service resource of type LoadBalancer to load-balance the HTTPS traffic.
- E. Enable autoscaling on the Compute Engine instance group
- F. Use an Ingress resource to load balance the HTTPS traffic.
- G. Enable autoscaling on the Compute Engine instance group
- H. Use a Service resource of type LoadBalancer to load-balance the HTTPS traffic.

Answer: B

Explanation:

<https://cloud.google.com/kubernetes-engine/docs/tutorials/http-balancer> <https://cloud.google.com/kubernetes-engine/docs/concepts/network-overview#ext-lb>

NEW QUESTION 137

- (Topic 5)

Your company has just recently activated Cloud Identity to manage users. The Google Cloud Organization has been configured as well. The security team needs to secure protects that will be part of the Organization. They want to prohibit IAM users outside the domain from gaining permissions from now on. What should they do?

- A. Configure an organization policy to restrict identities by domain
- B. Configure an organization policy to block creation of service accounts
- C. Configure Cloud Scheduler to trigger a Cloud Function every hour that removes all users that don't belong to the Cloud identity domain from all projects.

Answer: A

Explanation:

? An organization policy is a mechanism to configure constraints across your entire resource hierarchy¹. By configuring an organization policy to restrict identities by domain, you can specify which domains are allowed or denied when granting IAM roles to users, groups, or service accounts². This way, you can prohibit IAM users outside the domain from gaining permissions from now on².

NEW QUESTION 141

- (Topic 5)

Your company is using BigQuery as its enterprise data warehouse. Data is distributed over several Google Cloud projects. All queries on BigQuery need to be billed on a single

project. You want to make sure that no query costs are incurred on the projects that contain the data. Users should be able to query the datasets, but not edit them.

How should you configure users' access roles?

- A. Add all users to a group
- B. Grant the group the role of BigQuery user on the billing project and BigQuery dataViewer on the projects that contain the data.
- C. Add all users to a group
- D. Grant the group the roles of BigQuery dataViewer on the billing project and BigQuery user on the projects that contain the data.
- E. Add all users to a group
- F. Grant the group the roles of BigQuery jobUser on the billing project and BigQuery dataViewer on the projects that contain the data.
- G. Add all users to a group
- H. Grant the group the roles of BigQuery dataViewer on the billing project and BigQuery jobUser on the projects that contain the data.

Answer: A

Explanation:

Reference: <https://cloud.google.com/bigquery/docs/running-queries>

NEW QUESTION 143

- (Topic 5)

You are designing a mobile chat application. You want to ensure people cannot spoof chat messages, by providing a message were sent by a specific user. What should you do

- A. Tag messages client side with the originating user identifier and the destination user.
- B. Encrypt the message client side using block-based encryption with a shared key.
- C. Use public key infrastructure (PKI) to encrypt the message client side using the originating user's private key.
- D. Use a trusted certificate authority to enable SSL connectivity between the client application and the server.

Answer: C

NEW QUESTION 145

- (Topic 5)

You want to make a copy of a production Linux virtual machine in the US-Central region. You want to manage and replace the copy easily if there are changes on the production

virtual machine. You will deploy the copy as a new instances in a different project in the US-East region. What steps must you take?

- A. Use the Linux dd and netcat command to copy and stream the root disk contents to a new virtual machine instance in the US-East region.
- B. Create a snapshot of the root disk and select the snapshot as the root disk when you create a new virtual machine instance in the US-East region.
- C. Create an image file from the root disk with Linux dd command, create a new disk from the image file, and use it to create a new virtual machine instance in the US-East region
- D. Create a snapshot of the root disk, create an image file in Google Cloud Storage from the snapshot, and create a new virtual machine instance in the US-East region using the image file for the root disk.

Answer: D

Explanation:

<https://stackoverflow.com/questions/36441423/migrate-google-compute-engine-instance-to-a-different-region>

NEW QUESTION 148

- (Topic 6)

For this question, refer to the Dress4Win case study. To be legally compliant during an audit, Dress4Win must be able to give insights in all administrative actions that modify the configuration or metadata of resources on Google Cloud. What should you do?

- A. Use Stackdriver Trace to create a trace list analysis.
- B. Use Stackdriver Monitoring to create a dashboard on the project's activity.
- C. Enable Cloud Identity-Aware Proxy in all projects, and add the group of Administrators as a member.
- D. Use the Activity page in the GCP Console and Stackdriver Logging to provide the required insight.

Answer: A

Explanation:

<https://cloud.google.com/logging/docs/audit/>

NEW QUESTION 151

- (Topic 8)

Mountkirk Games wants you to secure the connectivity from the new gaming application platform to Google Cloud. You want to streamline the process and follow Google-recommended practices. What should you do?

- A. Configure Workload Identity and service accounts to be used by the application platform.
- B. Use Kubernetes Secrets, which are obfuscated by default
- C. Configure these Secrets to be used by the application platform.
- D. Configure Kubernetes Secrets to store the secret, enable Application-Layer Secrets Encryption, and use Cloud Key Management Service (Cloud KMS) to manage the encryption key
- E. Configure these Secrets to be used by the application platform.
- F. Configure HashiCorp Vault on Compute Engine, and use customer managed encryption keys and Cloud Key Management Service (Cloud KMS) to manage the encryption key
- G. Configure these Secrets to be used by the application platform.

Answer: A

NEW QUESTION 154

- (Topic 8)

You need to implement a network ingress for a new game that meets the defined business and technical requirements. Mountkirk Games wants each regional game instance to be located in multiple Google Cloud regions. What should you do?

- A. Configure a global load balancer connected to a managed instance group running Compute Engine instances.
- B. Configure kubemci with a global load balancer and Google Kubernetes Engine.
- C. Configure a global load balancer with Google Kubernetes Engine.
- D. Configure Ingress for Anthos with a global load balancer and Google Kubernetes Engine.

Answer: A

NEW QUESTION 155

- (Topic 10)

For this question, refer to the EHR Healthcare case study. In the past, configuration errors put public IP addresses on backend servers that should not have been accessible from the Internet. You need to ensure that no one can put external IP addresses on backend Compute Engine instances and that external IP addresses can only be configured on frontend Compute Engine instances. What should you do?

- A. Create an Organizational Policy with a constraint to allow external IP addresses only on the frontend Compute Engine instances.
- B. Revoke the compute.networkAdmin role from all users in the project with front end instances.
- C. Create an Identity and Access Management (IAM) policy that maps the IT staff to the compute.networkAdmin role for the organization.
- D. Create a custom Identity and Access Management (IAM) role named GCE_FRONTEND with the compute.addresses.create permission.

Answer: A

Explanation:

<https://cloud.google.com/compute/docs/ip-addresses/reserve-static-external-ip-address#disableexternalip>

NEW QUESTION 157

- (Topic 10)

For this question, refer to the EHR Healthcare case study. You need to define the technical architecture for hybrid connectivity between EHR's on-premises systems and Google Cloud. You want to follow Google's recommended practices for production-level applications. Considering the EHR Healthcare business and

technical requirements, what should you do?

- A. Configure two Partner Interconnect connections in one metro (City), and make sure the Interconnect connections are placed in different metro zones.
- B. Configure two VPN connections from on-premises to Google Cloud, and make sure the VPN devices on-premises are in separate racks.
- C. Configure Direct Peering between EHR Healthcare and Google Cloud, and make sure you are peering at least two Google locations.
- D. Configure two Dedicated Interconnect connections in one metro (City) and two connections in another metro, and make sure the Interconnect connections are placed in different metro zones.

Answer: D

Explanation:

based on the requirement of secure and high-performance connection between on-premises systems to Google Cloud
<https://cloud.google.com/network-connectivity/docs/interconnect/tutorials/partner-creating-9999-availability>

NEW QUESTION 161

- (Topic 10)

For this question, refer to the EHR Healthcare case study. You need to define the technical architecture for securely deploying workloads to Google Cloud. You also need to ensure that only verified containers are deployed using Google Cloud services. What should you do? (Choose two.)

- A. Enable Binary Authorization on GKE, and sign containers as part of a CI/CD pipeline.
- B. Configure Jenkins to utilize Kritis to cryptographically sign a container as part of a CI/CD pipeline.
- C. Configure Container Registry to only allow trusted service accounts to create and deploy containers from the registry.
- D. Configure Container Registry to use vulnerability scanning to confirm that there are no vulnerabilities before deploying the workload.

Answer: A

Explanation:

Binary Authorization to ensure only verified containers are deployed To ensure deployment are secure and and consistent, automatically scan images for vulnerabilities with container analysis (https://cloud.google.com/docs/ci-cd/overview?hl=en&skip_cache=true)

NEW QUESTION 163

- (Topic 10)

You are migrating your on-premises solution to Google Cloud in several phases. You will use Cloud VPN to maintain a connection between your on-premises systems and Google Cloud until the migration is completed.

You want to make sure all your on-premises systems remain reachable during this period. How should you organize your networking in Google Cloud?

- A. Use the same IP range on Google Cloud as you use on-premises
- B. Use the same IP range on Google Cloud as you use on-premises for your primary IP range and use a secondary range that does not overlap with the range you use on-premises
- C. Use an IP range on Google Cloud that does not overlap with the range you use on-premises
- D. Use an IP range on Google Cloud that does not overlap with the range you use on-premises for your primary IP range and use a secondary range with the same IP range as you use on-premises

Answer: C

NEW QUESTION 166

.....

Relate Links

100% Pass Your Professional-Cloud-Architect Exam with ExamBible Prep Materials

<https://www.exambible.com/Professional-Cloud-Architect-exam/>

Contact us

We are proud of our high-quality customer service, which serves you around the clock 24/7.

Viste - <https://www.exambible.com/>