



Fortinet

Exam Questions NSE5_FMG-7.0

Fortinet NSE 5 - FortiManager 7.0

NEW QUESTION 1

- (Exam Topic 1)

Which three settings are the factory default settings on FortiManager? (Choose three.)

- A. Username is admin
- B. Password is fortinet
- C. FortiAnalyzer features are disabled
- D. Reports and Event Monitor panes are enabled
- E. port1 interface IP address is 192.168.1.99/24

Answer: ACE

NEW QUESTION 2

- (Exam Topic 1)

An administrator has assigned a global policy package to a new ADOM called ADOM1. What will happen if the administrator tries to create a new policy package in ADOM1?

- A. When creating a new policy package, the administrator can select the option to assign the global policy package to the new policy package
- B. When a new policy package is created, the administrator needs to reapply the global policy package to ADOM1.
- C. When a new policy package is created, the administrator must assign the global policy package from the global ADOM.
- D. When the new policy package is created, FortiManager automatically assigns the global policy package to the new policy package.

Answer: D

Explanation:

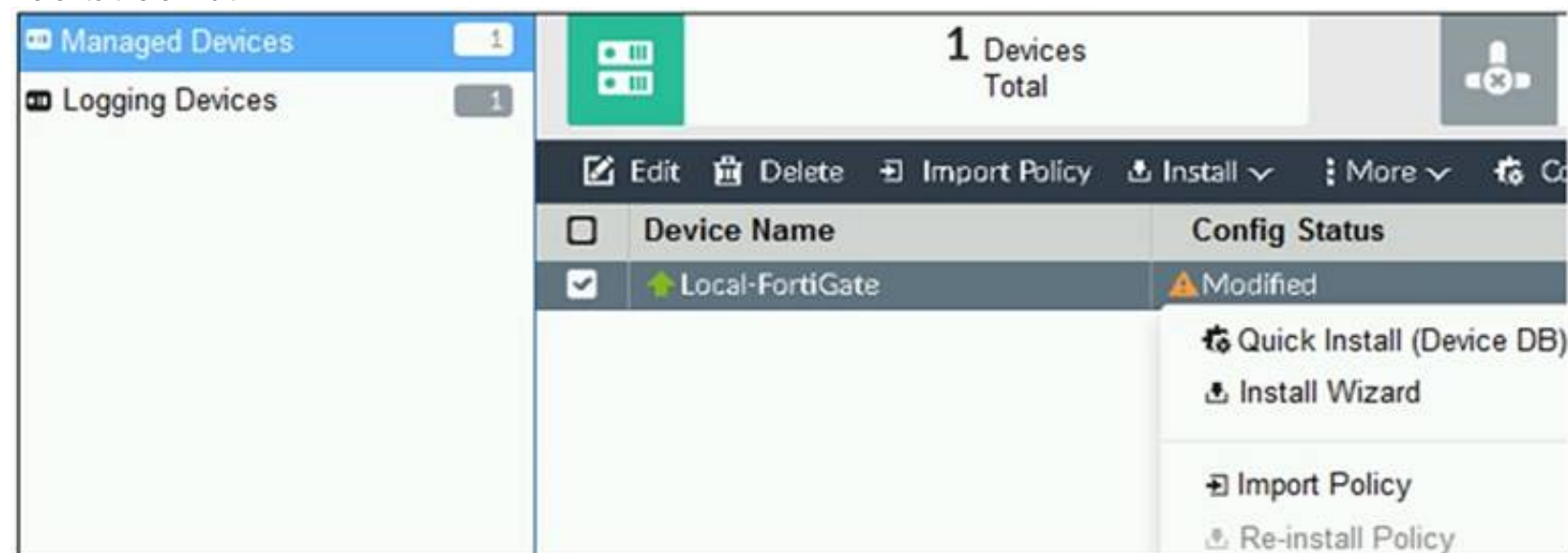
Reference:

https://help.fortinet.com/fmgr/50hlp/56/5-6-2/FortiManager_Admin_Guide/1200_Policy%20and%20Objects/08

NEW QUESTION 3

- (Exam Topic 1)

Refer to the exhibit.



You are using the Quick Install option to install configuration changes on the managed FortiGate.

Which two statements correctly describe the result? (Choose two.)

- A. It will not create a new revision in the revision history
- B. It installs device-level changes to FortiGate without launching the Install Wizard
- C. It cannot be canceled once initiated and changes will be installed on the managed device
- D. It provides the option to preview configuration changes prior to installing them

Answer: BC

Explanation:

FortiManager_6.4_Study_Guide-Online – page 164

The Install Config option allows you to perform a quick installation of device-level settings without launching the Install Wizard. When you use this option, you cannot preview the changes prior to committing. Administrator should be certain of the changes before using this install option, because the install can't be cancelled after the process is initiated.

NEW QUESTION 4

- (Exam Topic 1)

View the following exhibit.

The screenshot displays the FortiManager interface. The top navigation bar includes 'Device Manager', 'Device & Groups', 'Firmware', and 'License'. Under 'Device Manager', there are options for 'Add Device', 'Device Group', 'Install Wizard', and 'Tools'. A sidebar on the left shows 'Managed FortiGate' with a count of 4 devices. The main area shows a list of devices: Local-FortiGate, Remote-FortiGate, root [NAT] (Management), Student[NAT], and Trainer [NAT]. A red box highlights 'Managed FortiGate devices'.

Below this, the 'Policy & Objects' section is visible, with 'Policy Packages' and 'Object Configuration' tabs. Under 'Policy Packages', there are options for 'Shared Package', 'IPv4 Policy', 'Installation Targets', and 'default'. A red box highlights 'Installation targets'.

The 'Installation Targets' table is shown with the following data:

Seq.#	Install On	Name	From	To
1	Remote-FortiGate(Student)	Ping_Access	port3	port1
2	Local-FortiGate(root)	Web	port3	port1
3	Installation Targets	Source_Device	port3	port1

A red box highlights 'Policy Package' in the table.

Given the configurations shown in the exhibit, what can you conclude from the installation targets in the Install On column?

- A. The Install On column value represents successful installation on the managed devices
- B. Policy seq#3 will be installed on all managed devices and VDOMs that are listed under Installation Targets
- C. Policy seq#3 will be installed on the Trainer[NAT] VDOM only
- D. Policy seq#3 will be not installed on any managed device

Answer: B

NEW QUESTION 5

- (Exam Topic 1)

An administrator with the Super_User profile is unable to log in to FortiManager because of an authentication failure message. Which troubleshooting step should you take to resolve the issue?

- A. Make sure FortiManager Access is enabled in the administrator profile
- B. Make sure Offline Mode is disabled
- C. Make sure the administrator IP address is part of the trusted hosts.
- D. Make sure ADOMs are enabled and the administrator has access to the Global ADOM

Answer: C

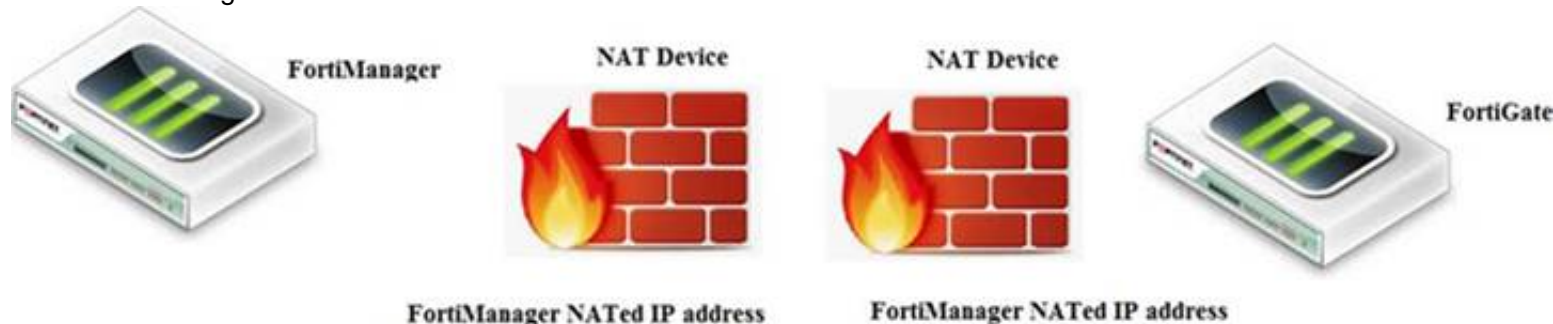
Explanation:

Even if a user entered the correct userid/password, the FMG denies access if a user is logging in from an untrusted source IP subnets. Reference: <https://docs.fortinet.com/document/fortimanager/6.0.3/administration-guide/107347/trusted-hosts>

NEW QUESTION 6

- (Exam Topic 1)

View the following exhibit.



If both FortiManager and FortiGate are behind the NAT devices, what are the two expected results? (Choose two.)

- A. FortiGate is discovered by FortiManager through the FortiGate NATed IP address.
- B. FortiGate can announce itself to FortiManager only if the FortiManager IP address is configured on FortiGate under central management.
- C. During discovery, the FortiManager NATed IP address is not set by default on FortiGate.
- D. If the FCFM tunnel is torn down, FortiManager will try to re-establish the FGFM tunnel.

Answer: AC

Explanation:

FortiManager can discover FortiGate through a NATed FortiGate IP address. If a FortiManager NATed IP address is configured on FortiGate, then FortiGate can announce itself to FortiManager. FortiManager will not attempt to re-establish the FGFM tunnel to the FortiGate NATed IP address, if the FGFM tunnel is interrupted. Just like it was in the NATed FortiManager scenario, the FortiManager NATed IP address in this scenario is not configured under FortiGate central management configuration.

NEW QUESTION 7

- (Exam Topic 1)

Refer to the exhibit.

```
FortiManager # diagnose dvm device list
--- There are currently 1 devices/vdoms managed ---

TYPE          OID  SN      HA  IP          NAME          ADOM      IPS          FIRMWARE
fmg/faz.enabled 157  FGVM01.. -   10.200.1.1   Local-FortiGate My_ADOM   14.00641 (regular) 6.0 MR2 (866)
|- STATUS: dev-db: modified; conf: in sync; cond: pending; dm: retrieved; conn: up
|- vdom:[3]root flags:0 adom:My_ADOM pkg:[imported]Local-FortiGate
```

Which two statements about the output are true? (Choose two.)

- A. The latest revision history for the managed FortiGate does match with the FortiGate running configuration
- B. Configuration changes have been installed to FortiGate and represents FortiGate configuration has been changed
- C. The latest history for the managed FortiGate does not match with the device-level database
- D. Configuration changes directly made on the FortiGate have been automatically updated to device-level database

Answer: AC

Explanation:

STATUS: dev-db: modified; conf: in sync; cond: pending; dm: retrieved; conn: up – dev-db: modified –

This is the device setting status which indicates that configuration changes were made on FortiManager.

– conf: in sync – This is the sync status which shows that the latest revision history is in sync with Fortigate's configuration. – cond: pending – This is the configuration status which says that configuration changes need to be installed.

Most probably a retrieve was done in the past (dm: retrieved) updating the revision history DB (conf: in sync) and FortiManager device level DB, now there is a new modification on FortiManager device level DB (dev-db: modified) which wasn't installed to FortiGate (cond: pending), hence; revision history DB is not aware of that modification and doesn't match device DB.

Conclusion:– Revision DB does match FortiGate.– No changes were installed to FortiGate yet.– Device DB doesn't match Revision DB.– No changes were done on FortiGate (auto-update) but configuration was retrieved instead

After an Auto-Update or Retrieve:device database = latest revision = FGT

Then after a manual change on FMG end (but no install yet):latest revision = FGT (still) but now device database has been modified (is different).

After reverting to a previous revision in revision history:device database = reverted revision != FGT

NEW QUESTION 8

- (Exam Topic 1)

Refer to the exhibit.

```
Start to import config from device(Local-FortiGate) vdom(root) to
adom(My_ADOM), package(Local-FortiGate_root)
```

```
"firewall service category",SKIPPED,"(name=General, oid=697, DUPLICATE)"
```

```
"firewall address",SUCCESS,"(name=LOCAL_SUBNET, oid=684, new object)"
```

```
"firewall service custom",SUCCESS,"(name=ALL, oid=863, update previous
object)"
```

```
"firewall policy",SUCCESS,"(name=1, oid = 1090, new object)"
```

Which statement about the object named ALL is true?

- A. FortiManager updated the object ALL using the FortiGate value in its database.
- B. FortiManager installed the object ALL with the updated value.
- C. FortiManager created the object ALL as a unique entity in its database, which can be only used by this managed FortiGate.
- D. FortiManager updated the object ALL using the FortiManager value in its database.

Answer: A

NEW QUESTION 9

- (Exam Topic 1)

What are two outcomes of ADOM revisions? (Choose two.)

- A. ADOM revisions can significantly increase the size of the configuration backups.
- B. ADOM revisions can save the current size of the whole ADOM
- C. ADOM revisions can create System Checkpoints for the FortiManager configuration
- D. ADOM revisions can save the current state of all policy packages and objects for an ADOM

Answer: AD

Explanation:

Reference: <https://docs2.fortinet.com/document/fortimanager/6.0.0/best-practices/101837/adom-revisions>

NEW QUESTION 10

- (Exam Topic 1)

An administrator, Trainer, who is assigned the Super_User profile, is trying to approve a workflow session that was submitted by another administrator, Student. However, Trainer is unable to approve the workflow session.

What can prevent an admin account that has Super_User rights over the device from approving a workflow session?

Session List

View Diff

<input type="checkbox"/>	ID	Name	User	Date Submitt...	Approved/To...	Comments
<input checked="" type="checkbox"/>	1	Firewall p..	Student	2017-06-01...	0/1	firewall policies

+ Add Comment

[Student] - 2017-06-01 13:31:35
firewall policies

[Student] - 2017-06-01 16:29:27

- A. Trainer is not a part of workflow approval group
- B. Trainer does not have full rights over this ADOM
- C. Trainer must close Student's workflow session before approving the request
- D. Student, who submitted the workflow session, must first self-approve the request

Answer: A

Explanation:

Reference:

https://help.fortinet.com/fmgr/50hlp/56/5-6-1/FMG-FAZ/0800_ADOMs/1800_Workflow/0600_Workflow%20s

NEW QUESTION 10

- (Exam Topic 1)

An administrator run the reload failure command: diagnose test deploymanager reload config <deviceid> on FortiManager. What does this command do?

- A. It downloads the latest configuration from the specified FortiGate and performs a reload operation on the device database.
- B. It installs the latest configuration on the specified FortiGate and update the revision history database.
- C. It compares and provides differences in configuration on FortiManager with the current running configuration of the specified FortiGate.
- D. It installs the provisioning template configuration on the specified FortiGate.

Answer: A

Explanation:

Reference:

<https://community.fortinet.com/t5/FortiManager/Technical-Note-Retrieve-configuration-file-using-CLI-from-a/t>

NEW QUESTION 12

- (Exam Topic 1)

View the following exhibit.

Starting Log (Run the device)

Start installing

```
Local-FortiGate $ config user device
Local-FortiGate (device) $ edit "mydevice"
new entry 'mydevice' added
Local-FortiGate (mydevice) $ next
MAC address can not be 0
Node_check_object fail!for mac 00:00:00:00:00:00
Attribute 'mac' value '00:00:00:00:00:00' checkingfail -33
Command fail. Return code 1
Local-FortiGate (device) $ end
...
Local-FortiGate $ config firewall policy
Local-FortiGate (policy) $ edit 2
New entry '2' added
Local-FortiGate (2) $ set name "Device_policy"
Local-FortiGate (2) $ set uuid 64...
Local-FortiGate (2) $ set srcintf "port3"
Local-FortiGate (2) $ set dstintf "port1"
Local-FortiGate (2) $ set srcaddr "all"
Local-FortiGate (2) $ set dstaddr "all"
Local-FortiGate (2) $ set action accept
Local-FortiGate (2) $ set schedule "always"
Local-FortiGate (2) $ set service "ALL"
Local-FortiGate (2) $ set devices "mydevice"
Entry not found in datasource
Value parse error before 'mydevice'
Command fail. Return code -3
Local-FortiGate (2) $ set nat enable
Local-FortiGate (2) $ next
Local-FortiGate (policy) $ end
...
```

Which statement is true regarding this failed installation log?

- A. Policy ID 2 is installed without a source address
- B. Policy ID 2 will not be installed
- C. Policy ID 2 is installed in disabled state
- D. Policy ID 2 is installed without a source device

Answer: D

NEW QUESTION 13

- (Exam Topic 1)

In addition to the default ADOMs, an administrator has created a new ADOM named Training for FortiGate devices. The administrator sent a device registration to FortiManager from a remote FortiGate. Which one of the following statements is true?

- A. The FortiGate will be added automatically to the default ADOM named FortiGate.
- B. The FortiGate will be automatically added to the Training ADOM.
- C. By default, the unregistered FortiGate will appear in the root ADOM.
- D. The FortiManager administrator must add the unregistered device manually to the unregistered device manually to the Training ADOM using the Add Device wizard

Answer: C

Explanation:

Reference: <https://docs.fortinet.com/document/fortimanager/7.0.0/administration-guide/718923/root-adom>

NEW QUESTION 18

- (Exam Topic 1)

Which two conditions trigger FortiManager to create a new revision history? (Choose two.)

- A. When configuration revision is reverted to previous revision in the revision history
- B. When FortiManager installs device-level changes to a managed device
- C. When FortiManager is auto-updated with configuration changes made directly on a managed device
- D. When changes to device-level database is made on FortiManager

Answer: BC

Explanation:

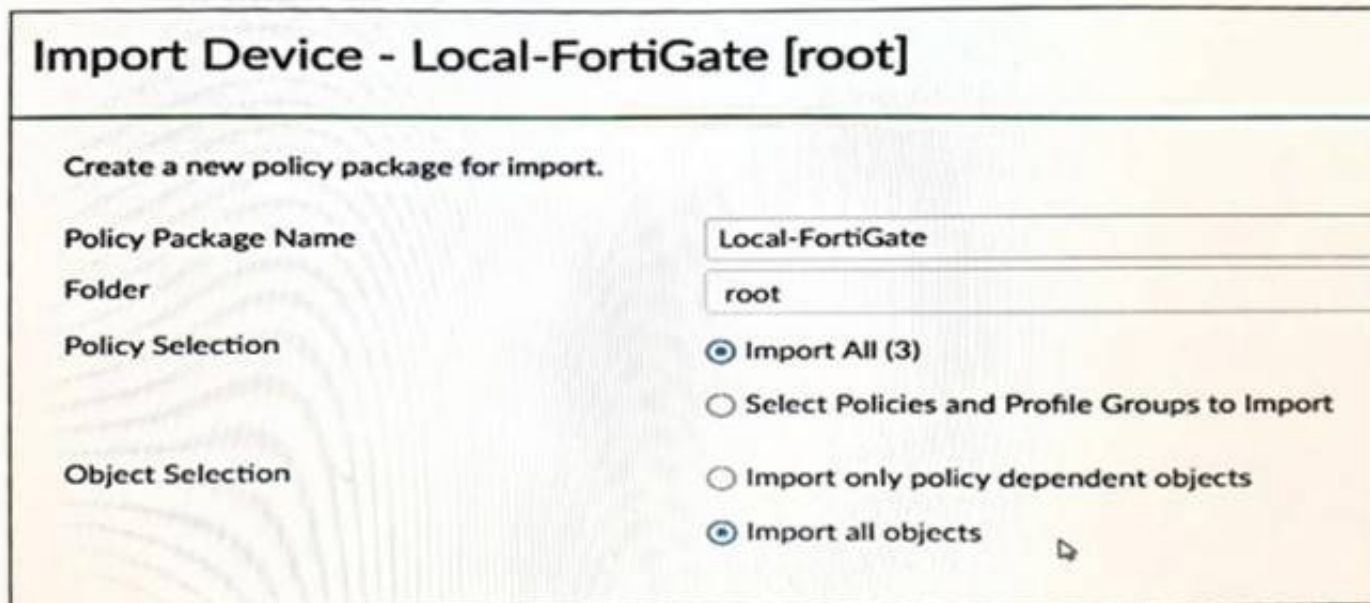
Reference:

https://help.fortinet.com/fmgr/50hlp/56/5-6-1/FortiManager_Admin_Guide/1000_Device%20Manager/1500_M

NEW QUESTION 21

- (Exam Topic 1)

View the following exhibit.



An administrator is importing a new device to FortiManager and has selected the shown options. What will happen if the administrator makes the changes and installs the modified policy package on this managed FortiGate?

- A. The unused objects that are not tied to the firewall policies will be installed on FortiGate
- B. The unused objects that are not tied to the firewall policies will remain as read-only locally on FortiGate
- C. The unused objects that are not tied to the firewall policies locally on FortiGate will be deleted
- D. The unused objects that are not tied to the firewall policies in policy package will be deleted from the FortiManager database

Answer: C

Explanation:

Reference:

<https://community.fortinet.com/t5/FortiManager/Import-all-objects-Versus-Import-only-policy-dependent-objec>

NEW QUESTION 26

- (Exam Topic 1)

What will happen if FortiAnalyzer features are enabled on FortiManager?

- A. FortiManager will reboot
- B. FortiManager will send the logging configuration to the managed devices so the managed devices will start sending logs to FortiManager
- C. FortiManager will enable ADOMs automatically to collect logs from non-FortiGate devices
- D. FortiManager can be used only as a logging device.

Answer: A

Explanation:

Reference:

https://help.fortinet.com/fmgr/50hlp/56/5-6-1/FortiManager_Admin_Guide/1800_FAZ%20Features/0200_Enab

NEW QUESTION 28

- (Exam Topic 2)

Which two statements regarding device management on FortiManager are true? (Choose two.)

- A. FortiGate devices in HA cluster devices are counted as a single device.
- B. FortiGate in transparent mode configurations are not counted toward the device count on FortiManager.
- C. FortiGate devices in an HA cluster that has five VDOMs are counted as five separate devices.
- D. The maximum number of managed devices for each ADOM is 500.

Answer: AC

NEW QUESTION 31

- (Exam Topic 2)

Which two statements about Security Fabric integration with FortiManager are true? (Choose two.)

- A. The Security Fabric license, group name and password are required for the FortiManager Security Fabric integration
- B. The Fabric View module enables you to generate the Security Fabric ratings for Security Fabric devices
- C. The Security Fabric settings are part of the device level settings
- D. The Fabric View module enables you to view the Security Fabric ratings for Security Fabric devices

Answer: CD

NEW QUESTION 33

- (Exam Topic 2)

An administrator has enabled Service Access on FortiManager.

What is the purpose of Service Access on the FortiManager interface?

- A. Allows FortiManager to download IPS packages
- B. Allows FortiManager to respond to request for FortiGuard services from FortiGate devices
- C. Allows FortiManager to run real-time debugs on the managed devices
- D. Allows FortiManager to automatically configure a default route

Answer: B

Explanation:

FortiManager 6.2 Study guide page 350

NEW QUESTION 34

- (Exam Topic 2)

Which two items are included in the FortiManager backup? (Choose two.)

- A. FortiGuard database
- B. Global database
- C. Logs
- D. All devices

Answer: BD

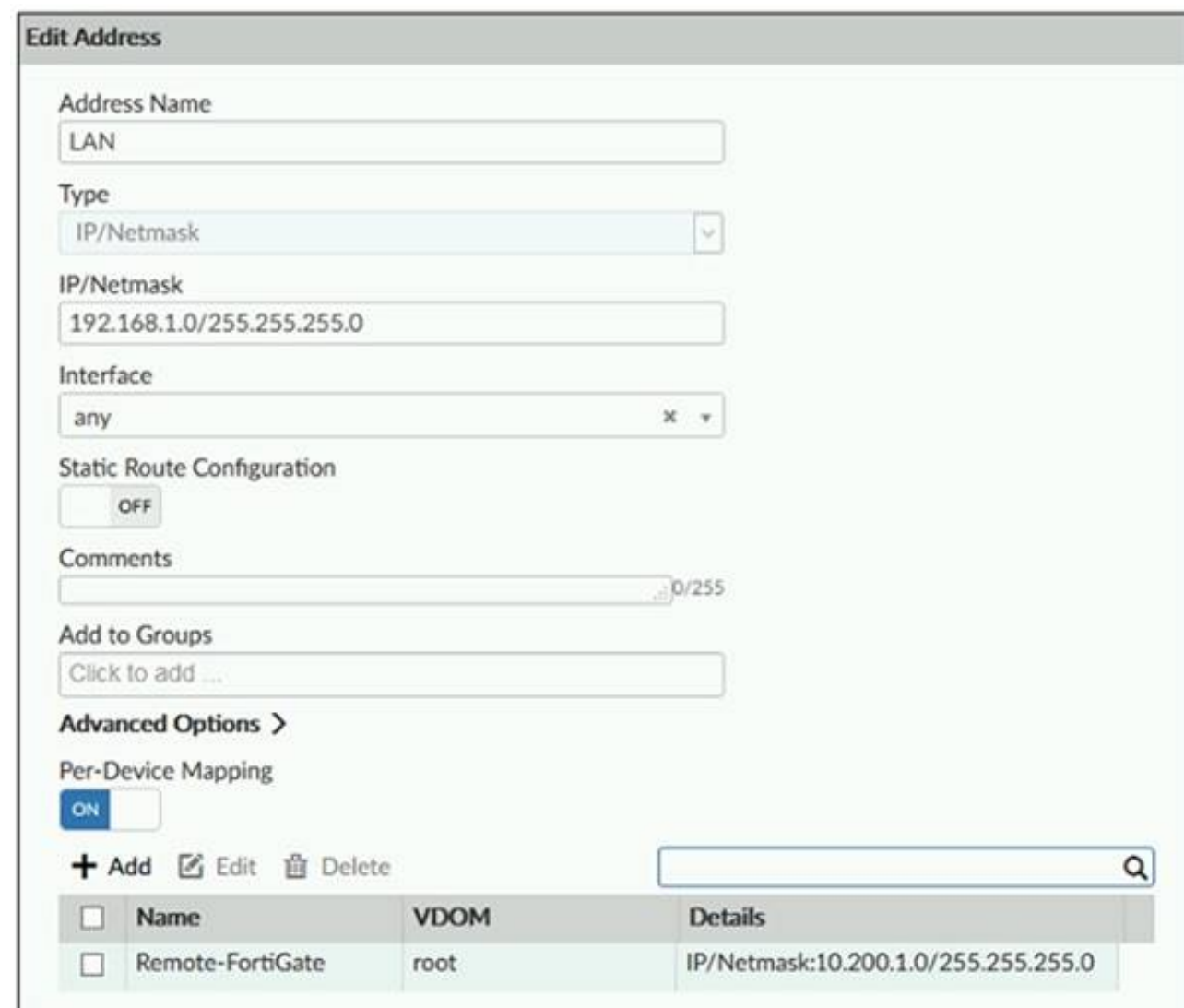
Explanation:

Reference: <https://kb.fortinet.com/kb/viewContent.do?externalId=FD34549>

NEW QUESTION 39

- (Exam Topic 2)

Refer to the exhibit.



Edit Address

Address Name

Type

IP/Netmask

Interface

Static Route Configuration

Comments

Add to Groups

Advanced Options >

Per-Device Mapping

+ Add Edit Delete

Name	VDOM	Details
Remote-FortiGate	root	IP/Netmask:10.200.1.0/255.255.255.0

An administrator has created a firewall address object, Training which is used in the Local-FortiGate policy package.

When the installation operation is performed, which IP/Netmask will be installed on the Local-FortiGate, for the Training firewall address object?

- A. 192.168.0.1/24
- B. 10.200.1.0/24
- C. It will create a firewall address group on Local-FortiGate with 192.168.0.1/24 and 10.0.1.0/24 object values.
- D. Local-FortiGate will automatically choose an IP/Netmask based on its network interface settings.

Answer: A

NEW QUESTION 42

- (Exam Topic 2)

What does a policy package status of Conflict indicate?

- A. The policy package reports inconsistencies and conflicts during a Policy Consistency Check.
- B. The policy package does not have a FortiGate as the installation target.
- C. The policy package configuration has been changed on both FortiManager and the managed device independently.

D. The policy configuration has never been imported after a device was registered on FortiManager.

Answer: C

NEW QUESTION 46

- (Exam Topic 2)

Refer to the exhibit.

Create New CLI Script

Script Name

Routing

[View Sample Script]

Comments

Write a comment

0/255

Type

CLI Script

Run script on

Device Database

Script details

```
config router prefix-list
edit public
config rule
edit 1
set prefix 0.0.0.0/0
set action permit
next
edit 2
set prefix 8.8.8.8/32
set action deny
end
```

Advanced Device Filters

>

OK

Cancel

Which two statements are true if the script is executed using the Device Database option? (Choose two.)

- A. You must install these changes using the Install Wizard to a managed device
- B. The successful execution of a script on the Device Database will create a new revision history
- C. The script history will show successful installation of the script on the remote FortiGate
- D. The Device Settings Status will be tagged as Modified

Answer: AD

NEW QUESTION 48

- (Exam Topic 2)

Refer to the exhibit.

```
config system global
set workspace-mode normal
end
```

Given the configuration shown in the exhibit, which two statements are true? (Choose two.)

- A. It allows two or more administrators to make configuration changes at the same time, in the same ADOM.
- B. It disables concurrent read-write access to an ADOM.
- C. It allows the same administrator to lock more than one ADOM at the same time.
- D. It is used to validate administrator login attempts through external servers.

Answer: BC

Explanation:

Reference:

<https://docs.fortinet.com/document/fortimanager/6.0.4/administration-guide/86456/concurrentadom-access>

NEW QUESTION 51

- (Exam Topic 2)

An administrator has assigned a global policy package to custom ADOM1. Then the administrator creates a new policy package, Fortinet, in the custom ADOM1. Which statement about the global policy package assignment to the newly-created policy package Fortinet is true?

- A. When a new policy package is created, it automatically assigns the global policies to the new package.
- B. When a new policy package is created, you need to assign the global policy package from the global ADOM.
- C. When a new policy package is created, you need to reapply the global policy package to the ADOM.
- D. When a new policy package is created, you can select the option to assign the global policies to the new package.

Answer: A

Explanation:

Global Policy Package is applied at the ADOM level and you have the option to choose which ADOM policy packages you want to exclude (there is no option to choose Policy Packages to include).

NEW QUESTION 56

- (Exam Topic 2)

Refer to the exhibit.



An administrator logs into the FortiManager GUI and sees the panes shown in the exhibit. Which two reasons can explain why the FortiAnalyzer feature panes do not appear? (Choose two.)

- A. The administrator logged in using the unsecure protocol HTTP, so the view is restricted.
- B. The administrator profile does not have full access privileges like the Super_User profile.
- C. The administrator IP address is not a part of the trusted hosts configured on FortiManager interfaces.
- D. FortiAnalyzer features are not enabled on FortiManager.

Answer: BD

NEW QUESTION 61

- (Exam Topic 2)

An administrator's PC crashes before the administrator can submit a workflow session for approval. After the PC is restarted, the administrator notices that the ADOM was locked from the session before the crash.

How can the administrator unlock the ADOM?

- A. Restore the configuration from a previous backup.
- B. Log in as Super_User in order to unlock the ADOM.
- C. Log in using the same administrator account to unlock the ADOM.
- D. Delete the previous admin session manually through the FortiManager GUI or CLI.

Answer: D

NEW QUESTION 66

- (Exam Topic 3)

Which of the following statements are true regarding VPN Gateway configuration in VPN Manager? (Choose two.)

- A. Managed gateways are devices managed by FortiManager in the same ADOM
- B. External gateways are third-party VPN gateway devices only
- C. Protected subnets are the subnets behind the device that you don't want to allow access to over the IPsec VPN
- D. Managed devices in other ADOMs must be treated as external gateways

Answer: AD

Explanation:

Reference: http://help.fortinet.com/fmgr/50hlp/56/5-6-1/FMG-FAZ/1300_VPN_Manager/0800_IPsec_VPN_Gateway/0400_Create_mngd_gateway.htm

NEW QUESTION 68

- (Exam Topic 3)

Which of the following statements are true regarding VPN Manager? (Choose three.)

- A. VPN Manager must be enabled on a per ADOM basis.
- B. VPN Manager automatically adds newly-registered devices to a VPN community.
- C. VPN Manager can install common IPsec VPN settings on multiple FortiGate devices at the same time.
- D. Common IPsec settings need to be configured only once in a VPN Community for all managed gateways.
- E. VPN Manager automatically creates all the necessary firewall policies for traffic to be tunneled by IPsec.

Answer: ACD

NEW QUESTION 73

- (Exam Topic 3)

An administrator would like to create an SD-WAN default static route for a newly created SD-WAN using the FortiManager GUI. Both port1 and port2 are part of the SD-WAN member interfaces.

Which interface must the administrator select in the static route device drop-down list?

- A. port2

- B. virtual-wan-link
- C. port1
- D. auto-discovery

Answer: B

NEW QUESTION 78

- (Exam Topic 3)
View the following exhibit.

Edit Address

Address Name

Training

Type

IP/Netmask

IP/Network

192.168.1.0/255.255.255.255.0

Interface

any

Static Route Configuration

OFF

Comments

0/255

Add to Groups

Click to add

Advanced Options >

Per-Device Mapping

ON

+ Add

Edit

Delete

Name

VDOM

Details

Local-FortiGate

root

IP/Netmask10.0.10/255.255.255.0

An administrator has created a firewall address object, Training, which is used in the Local-FortiGate policy package. When the install operation is performed, which IP Netmask will be installed on the Local-FortiGate, for the Training firewall address object?

- A. 10.0.1.0/24
- B. It will create firewall address group on Local-FortiGate with 192.168.0.1/24 and 10.0.1.0/24 object values
- C. 192.168.0.1/24
- D. Local-FortiGate will automatically choose an IP Network based on its network interface settings.

Answer: A

NEW QUESTION 82

- (Exam Topic 3)
Which two settings are required for FortiManager Management Extension Applications (MEA)? (Choose two.)

- A. When you configure MEA, you must open TCP or UDP port 540.
- B. You must open the ports to the Fortinet registry
- C. You must create a MEA special policy on FortiManager using the super user profile
- D. The administrator must have the super user profile.

Answer: CD

NEW QUESTION 87

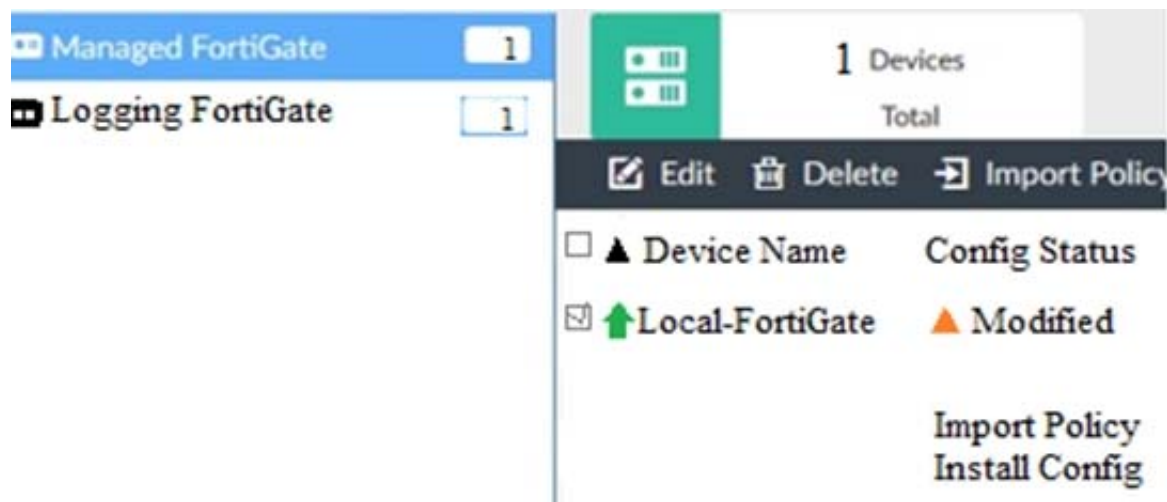
- (Exam Topic 3)
An administrator is in the process of moving the system template profile between ADOMs by running the following command: execute improfile import-profile ADOM2 3547 /tmp/myfile Where does the administrator import the file from?

- A. File system
- B. ADOM1
- C. ADOM2 object database
- D. ADOM2

Answer: D

NEW QUESTION 91

- (Exam Topic 3)
View the following exhibit.



When using Install Config option to install configuration changes to managed FortiGate, which of the following statements are true? (Choose two.)

- A. Once initiated, the install process cannot be canceled and changes will be installed on the managed device
- B. Will not create new revision in the revision history
- C. Installs device-level changes to FortiGate without launching the Install Wizard
- D. Provides the option to preview configuration changes prior to installing them

Answer: AC

NEW QUESTION 92

- (Exam Topic 3)

Which of the following statements are true regarding reverting to previous revision version from the revision history? (Choose two.)

- A. To push these changes to a managed device, it required an install operation to the managed FortiGate.
- B. Reverting to a previous revision history will generate a new version ID and remove all other historyversions.
- C. Reverting to a previous revision history will tag the device settings status as Auto-Update.
- D. It will modify device-level database

Answer: AD

NEW QUESTION 95

- (Exam Topic 3)

View the following exhibit.

Start to import config from device(Local-FortiGate) vdom(root) to adom(My_ADOM), package(Local-Fortigate_root)

"firewall service category",SKIPPED,"(name=General,oid=697, DUPLICATE)"

"firewall address", SUCCESS,"(name=LOCAL_SUBNET,oid=684,new object)"

"firewall service custom",SUCCESS,"(name=ALL,oid=863,update previous object)"

"firewall policy",SUCCESS,"(name=1,oid=1090, new object)"

Which one of the following statements is true regarding the object named ALL?

- A. FortiManager updated the object ALL using FortiGate's value in its database
- B. FortiManager updated the object ALL using FortiManager's value in its database
- C. FortiManager created the object ALL as a unique entity in its database, which can be only used by this managed FortiGate.
- D. FortiManager installed the object ALL with the updated value.

Answer: A

NEW QUESTION 97

.....

Thank You for Trying Our Product

We offer two products:

1st - We have Practice Tests Software with Actual Exam Questions

2nd - Questions and Answers in PDF Format

NSE5_FMG-7.0 Practice Exam Features:

- * NSE5_FMG-7.0 Questions and Answers Updated Frequently
- * NSE5_FMG-7.0 Practice Questions Verified by Expert Senior Certified Staff
- * NSE5_FMG-7.0 Most Realistic Questions that Guarantee you a Pass on Your First Try
- * NSE5_FMG-7.0 Practice Test Questions in Multiple Choice Formats and Updates for 1 Year

100% Actual & Verified — Instant Download, Please Click
[Order The NSE5_FMG-7.0 Practice Test Here](#)