



# Microsoft

## Exam Questions PL-900

Microsoft Power Platform Fundamentals

### NEW QUESTION 1

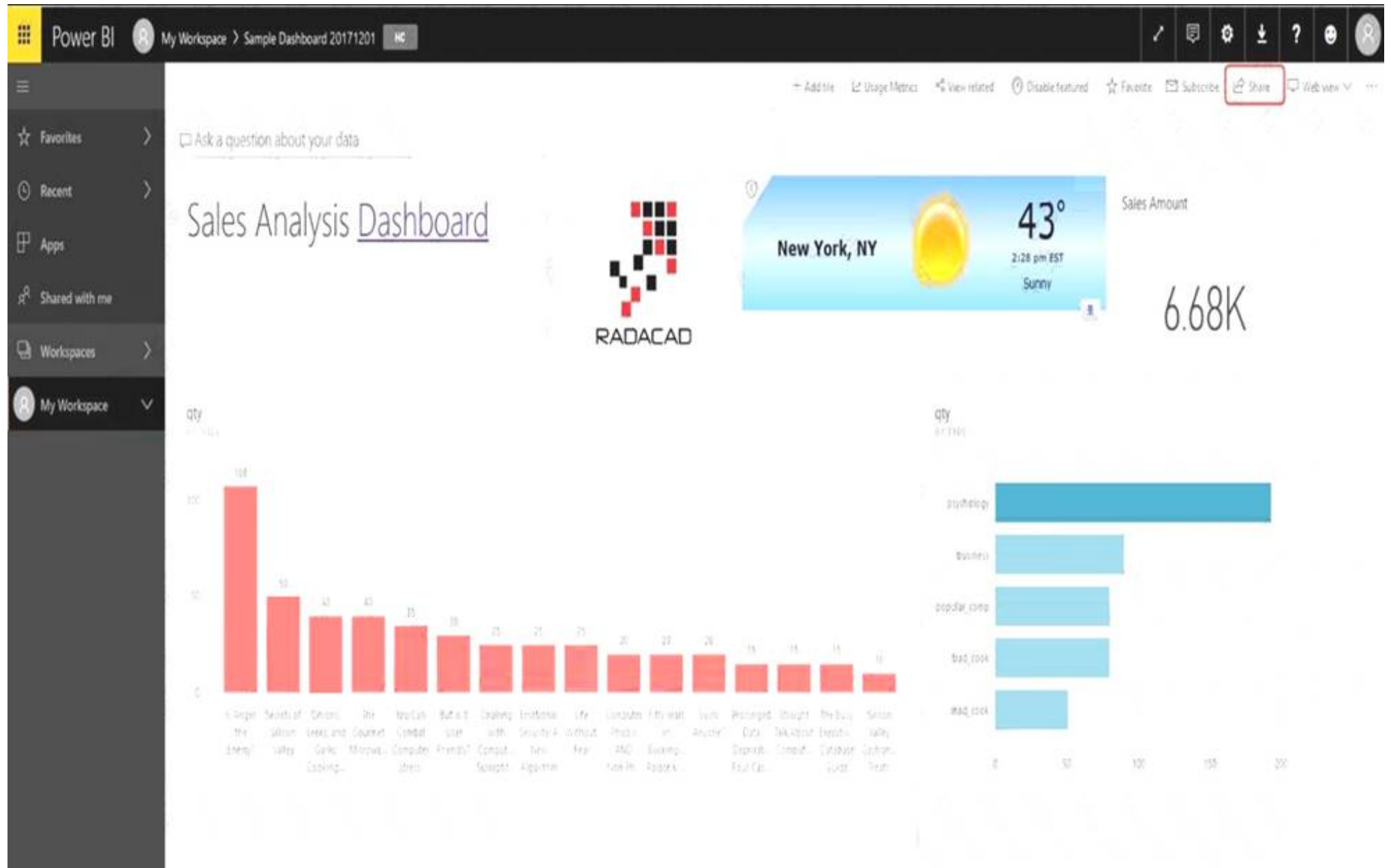
You create a Power BI dashboard that displays data from Dynamics 365 Customer Engagement. You need to share the Power BI dashboard with coworkers. What are three possible ways to achieve the goal? Each correct answer presents a complete solution.  
 NOTE: Each correct selection is worth one point.

- A. Create a Power BI workspace and grant coworkers permissions.
- B. Publish the dashboard as an app to your coworkers.
- C. Export the data into Common Data Service for others to manipulate in Power BI.
- D. Export the data to Microsoft Excel for coworkers to import and view in Power BI.
- E. Embed reports in your company's internal web portal.

**Answer:** ABE

#### Explanation:

A: Basic Sharing for Dashboards and Reports through a workspace is the most common way of sharing the Power BI content. Basic Sharing is very simple and easy to use method. You can simply click on the Share button in the dashboard or report, and then share it with other users.



B: Apps are great sharing method for multiple environment, and best way of sharing for users in production environment. Power BI App is the solution for multiple environment approach. With Power BI App, your development environment (workspace), and user environment (App) are isolated from each other.  
 Note: If you are using SharePoint online as a portal for document management and some other reasons already, then consider using Embed in SharePoint Online feature of Power BI reports. This method is secure and you can share the report only with Power BI users you want.  
 E: Sometimes, you don't need a secure way of sharing, you may search for an easy and free way of sharing, and your content is not confidential or sensitive. Publish to web is your friend in such situation. This is the only free way of sharing in Power BI, but be aware that this method is not secure. Publish to web method, gives you an embed code, which you can use in any web pages to embed the Power BI report in it

### NEW QUESTION 2

A company manages a chain of retail stores. The company stores a list of retail store names and numbers in one Power BI table. The company stores sales transaction data including a transaction ID in another table. The transaction ID includes the store number. You need to show the store name for all retail transactions in all Power BI reports. Which tool should you use?

- A. Query Editor
- B. Power BI Service
- C. Microsoft Excel
- D. Data Connector

**Answer:** A

#### Explanation:

Power BI Desktop comes with Query Editor, where you can connect to one or many data sources, shape and transform the data to meet your needs, then load that model into Power BI Desktop.

NEW QUESTION 3

A user is trying to understand the differences between the various ways apps can be built by using Power Apps.  
For each of the following statements, select Yes if the statement is true. Otherwise, select No.  
NOTE: Each correct selection is worth one point.

Statement	Yes	No
You can embed canvas apps in model-driven apps.	<input type="radio"/>	<input type="radio"/>
A Power Apps portal can use only one data source.	<input type="radio"/>	<input type="radio"/>
You must use Power BI to create reports in model-driven apps.	<input type="radio"/>	<input type="radio"/>

- A. Mastered
- B. Not Mastered

Answer: A

Explanation:

Box 1: Yes  
You can create a canvas app and then embed that within a model driven app. Box 2: No  
With the capability to build a portal in PowerApps, you can create a website for external and internal users enabling them to interact with data stored in Common Data Service.  
Note: Common Data Service lets you securely store and manage data that's used by business applications. Data within Common Data Service is stored within a set of entities. An entity is a set of records used to store data, similar to how a table stores data within a database. Common Data Service includes a base set of standard entities that cover typical scenarios, but you can also create custom entities specific to your organization and populate them with data using Power Query. App makers can then use PowerApps to build rich applications using this data.  
Box 3: Yes  
To get started building a report you'll need the latest version of Power BI Desktop and a PowerApps environment with the latest version of the Common Data Service.

NEW QUESTION 4

You create a user-owned custom entity by using Common Data Service.  
For each of the following statements, select Yes if the statement is true. Otherwise, select No. NOTE: Each correct selection is worth one point.

Statement	Yes	No
You can change the entity ownership from User to Organization-owned.	<input type="radio"/>	<input type="radio"/>
You can create a business rule for a custom entity that can be used in a Flow.	<input type="radio"/>	<input type="radio"/>

- A. Mastered
- B. Not Mastered

Answer: A

Explanation:

Box 1: No  
Common Data Service supports two types of record ownership. Organization owned, and User or Team owned. This is a choice that happens at the time the entity is created and can't be changed.  
Box 2: Yes  
By combining conditions and actions, you can do any of the following with business rules: Set field values  
Clear field values  
Set field requirement levels Show or hide fields  
Enable or disable fields  
Validate data and show error messages

Create business recommendations based on business intelligence.

NEW QUESTION 5

A company uses Microsoft Flow.  
Each time a work order is created, a service manager must review and approve the work order before a worker is dispatched.  
You need to create a flow to enforce the process. What should you create?

- A. plug-in
- B. approval flow
- C. business rule
- D. team flow
- E. instant flow

Answer: B

Explanation:

With Power Automate, you can manage the approval of documents or processes across several services, including SharePoint, Dynamics 365, Salesforce, OneDrive for Business, Zendesk, or WordPress.

NEW QUESTION 6

A company performs on-site inspections and services for air industrial equipment.  
Field technicians must perform a series of maintenance checks every time they visit a customer site. Every technician performs maintenance tasks in a different order. Some technicians miss steps.  
You need to ensure that all technicians perform the same steps in the same order. What should you use?

- A. Business process flow
- B. AI Builder
- C. Business rule
- D. Virtual Agent

Answer: A

Explanation:

You can help ensure that people enter data consistently and follow the same steps every time they work with a customer by creating a business process flow. For example, you might want to create a business process flow to have everyone handle customer service requests the same way, or to require that people get approval for an invoice before submitting an order. Business process flows use the same underlying technology as other processes, but the capabilities that they provide are very different from other features that use processes.

NEW QUESTION 7

A company plans to implement solutions that use Common Data Service as a data storage. You need to recommend features to meet the company's needs.  
Which features should you recommend? To answer, drag the appropriate features to the correct requirements. Each feature may be used once, more than once, or not at all. You may need to drag the split bar between panes or scroll to view content.  
NOTE: Each correct selection is worth one point.

Features	Requirement	Feature
business rules		
business process flows	Validate data across multiple fields and entities regardless of the app used to create data.	Feature
Common Data Model	Create visual guides to ensure that users enter data and perform tasks in a consistent manner.	Feature
	Accelerate development by using a standard set of entities for the most common scenarios.	Feature

- A. Mastered
- B. Not Mastered

Answer: A

Explanation:

Box 1: business rules  
You can create business rules and recommendations to apply logic and validations without writing code or creating plug-ins. Business rules provide a simple interface to implement and maintain fast-changing and commonly used rules.



Box 2: business process flows

Flows Power Automate includes several types of processes, each designed for a different purpose:

- Automated flows. Create a flow that performs one or more tasks automatically after it's triggered by an event.
- Button flows. Perform repetitive tasks simply by tapping a button on your mobile device.
- Scheduled flows. Create a flow that performs one or more tasks on a schedule such as once a day, on a specific date, or after a certain time.
- Business process flows. Ensure that people enter data consistently and follow the same steps every time they work in an app by creating a business process flow.
- Workflows and actions. Dynamics 365 customizers may be familiar with the classic Common Data Service processes, which are workflows and actions.

Box 3: Common Data Model

Model-driven app design is a component-focused approach to app development. Model-driven app design doesn't require code and the apps you make can be simple or very complex. Unlike canvas app development where the designer has complete control over app layout, with model-driven apps much of the layout is determined for you and largely designated by the components you add to the app.

NEW QUESTION 8

A company plans to use Microsoft Flow to automate tasks.

Match each flow type to its function. To answer, drag the appropriate flow type from the column on the left to its description on the right. Each option may be used once, more than once, or not at all.

NOTE: Each correct match is worth one point.

Flow types

automated

business process

scheduled

instant

Answer Area

Description

a flow that runs after it is triggered by an event

a flow that guides a user through a set of tasks

a flow that runs after a specified number of days

a flow that allows you to start tasks on-demand

Flow type

Flow type

Flow type

Flow type

Flow type

- A. Mastered
- B. Not Mastered

Answer: A

Explanation:

Box 1: automated

Automated flows start with an event or trigger, such as an email being received. These also support a multitude of actions in the 200+ Flow connectors.

Box 2: business process

The business process flow that creates stages or screens that enforce a certain sequence of steps. It collects data from users for each step in the stage and can kick off automated workflows.

Box 3: scheduled

Scheduled flows run regular reports that are sent out to a team and summarize everything that's happened in the past week. This includes everything from simple daily scheduling to more complex scheduling like "every 3rd Monday."

Box 4: instant

An instant flow is triggered when you click a button inside of the Flow mobile app, SharePoint, Dynamics, PowerApps, or Excel that passes context directly into your flow.

Note: There are four different Flow types that you can choose from when starting out. You can create a scheduled flow, automated flow, instant flow, or a business process flow.

NEW QUESTION 9

You need to implement Microsoft Business Applications along with the Microsoft Power platform. Which three Microsoft products are part of the Power platform?

Each correct answer presents a complete solution.

NOTE: Each correct selection is worth one point.

- A. Microsoft Power Apps
- B. Azure Active Directory
- C. Microsoft Flow
- D. Azure Machine Learning
- E. Microsoft Power BI

Answer: ACE

Explanation:

The Power Platform uses PowerApps, Power BI, and Power Automate (previously named Flow) to customize, extend, and build all the apps you need for your business and unlock the potential of Office 365 and Dynamics 365.

NEW QUESTION 10

A company plans to create an information portal that managers can use to view critical information about their teams. You need to recommend the type of Power BI components that the company should use. What should you recommend? To answer, drag the appropriate components to the correct requirements. Each component may be used once, more than once, or not at all. You may need to drag the split bar between panes or scroll to view content. NOTE: Each correct selection is worth one point.

Component types	Requirement	Component type
<div>Dashboard</div>		
<div>Report</div>	Display data from a Microsoft Excel workbook that has multiple worksheets into one chart.	<div>Component type</div>
	Display the top departmental goal metrics and alert users when specific thresholds targets are met.	<div>Component type</div>
	Display Sales charts that can be filtered by region.	<div>Component type</div>

- A. Mastered
- B. Not Mastered

Answer: A

Explanation:

Box 1: Report  
Reports are more detailed data displayed in many formats like chart, graphs list and in tabular, etc. Box 2: Dashboard  
Dashboards are a business key performance indicator view where it displays key values that can change business profits and can be glanced at one screen. Box 3: Report  
Power BI dashboards cannot slice and dice, but reports have many ways to filter and slice.  
Note: Power BI dashboards are one placeholder to display the most important decision-making facts to run a business. But reports are more detailed data displayed in many formats like chart, graphs list and in tabular, etc. Reports are based on one dataset or one business unit data for example reports of a store belonging to California.

NEW QUESTION 10

A company uses Dynamics 365 Supply Chain Management. You need to use Microsoft Flow to automate the process of receiving and tracking raw materials. Which type of connector should you use?

- A. Common Data Service
- B. Dynamics 365
- C. Dynamics 365 for Fin & Ops
- D. Dynamic Signal

Answer: A

Explanation:

Dynamics 365 for Finance and Operations is now being licensed as Dynamics 365 Finance and Dynamics 365 Supply Chain Management. You can use Common Data Service to enable the flow of data between Finance and Operations apps and Dynamics 365 Sales.

NEW QUESTION 15

A company uses Dynamics 365 Sales. The company uses a browser-based app named Sales Hub. You need ensure that users can access data from mobile devices. Which app should users install?

- A. Dynamics 365 Remote Assist
- B. Dynamics 365 Finance
- C. Dynamics 365 Business Central
- D. Dynamics 365 for Phones

Answer: D

Explanation:

Use the Dynamics 365 for phones and Dynamics 365 for tablets apps for your sales, customer service, field service, and other tasks when you're on the go. With one download from your app store, you'll automatically have access to all the apps you need for your role. You will see apps with the new Unified Interface on your mobile device.

#### NEW QUESTION 17

This question requires that you evaluate the **BOLD** text to determine if it is correct.

You have a Power Apps app. You create a new version of the app and then publish the new version. A customer goes through the process of restoring the previous version of the app. In the Version tab for the app, you will see two versions of the app.

Review the underlined text. If it makes the statement correct, select "No change is needed." If the statement is incorrect, select the answer choice that makes the statement correct.

- A. No change is needed.
- B. one
- C. three
- D. four

**Answer: C**

#### Explanation:

Restore a canvas app to a previous version in PowerApps.

1. Open powerapps.com, and then click or tap Apps in the left navigation bar.
2. Near the right edge, click or tap the info icon for the app that you want to restore.
3. Click or tap the Versions tab, and then click or tap Restore for the version that you want to restore.

Details • Share • Versions • Settings • Analytics (preview)

PowerApps keeps a version history of your apps.

VERSION	MODIFIED	MODIFIED BY	POWERAPPS RELEASE <span>?</span>	PUBLISHED	COMMENT
2	8/20/2018 2:24:29 PM	Firstname Lastname	3.18081.19	Live	
1	7/9/2018 10:55:48 AM	Firstname LastName	3.18071.36		<span>Restore</span> <span>Delete</span>

4. In the confirmation dialog box, click or tap Restore. A new version is added to your list.

Details • Share • Versions • Settings • Analytics (preview)

PowerApps keeps a version history of your apps.

VERSION	MODIFIED	MODIFIED BY	POWERAPPS RELEASE <span>?</span>	PUBLISHED	COMMENT
3	8/20/2018 2:41:30 PM	Firstname Lastname	3.18071.36		<span>↑ Publish this version</span>
2	8/20/2018 2:24:29 PM	Firstname Lastname	3.18081.19	Live	<span>Restore</span> <span>Delete</span>
1	7/9/2018 10:55:48 AM	Firstname Lastname	3.18071.36		<span>Restore</span> <span>Delete</span>

#### NEW QUESTION 20

You are designing a Power Apps solution that allows users to upload a status report directly to the company Microsoft SharePoint project management site from their mobile device.

For each of the following statements, select Yes if the statement is true. Otherwise, select No.

NOTE: Each correct selection is worth one point.



Statement	Yes	No
You should build a model-driven app in Power Apps.	<input type="radio"/>	<input type="radio"/>
You should build a canvas app in Power Apps.	<input type="radio"/>	<input type="radio"/>
Users must download and run the Power Apps mobile application to use the solution.	<input type="radio"/>	<input type="radio"/>

- A. Mastered  
B. Not Mastered

Answer: A

Explanation:

Box 1: No

Box 2: Yes

Box 3: Yes

When you create an app, or someone shares an app with you, you can run that app on Windows, iOS, Android, or in a web browser.

References:

<https://docs.microsoft.com/en-us/powerapps/maker/canvas-apps/app-from-sharepoint> <https://docs.microsoft.com/en-us/powerapps/user/run-app-client>

NEW QUESTION 22

A user is creating their first canvas app in Power Apps.

The user does not know what types of controls they can include. You need to recommend solutions for the user.

Which types of controls would you recommend using in Power Apps? To answer, select the appropriate control in the dialog box in the answer area.

NOTE: Each correct selection is worth one point.

Scenario	Control
View the date, time, and location of upcoming internal meetings.	<div><div></div><div>Meeting-screen template</div><div>Gallery</div><div>List box</div></div>
Create a meeting request from within the app.	<div><div></div><div>Meeting-screen template</div><div>Gallery</div><div>List box</div></div>
Drill down into customer contact records in Dynamics 365 Sales to view a photo of a customer you are meeting.	<div><div></div><div>Image</div><div>People-screen template</div><div>Add picture</div></div>

- A. Mastered  
B. Not Mastered

Answer: A

Explanation:

Box 1: Gallery

A Gallery control can show multiple records from a data source, and each record can contain multiple types of data. For example, a Gallery control can show multiple contacts with each item showing contact information that includes a name, an address, and a phone number for each contact.

Box 2: Meeting-screen template

In a canvas app, add a meeting screen that lets users create and send meeting requests from their Office 365 Outlook accounts. Users can search for attendees in their org and add external email addresses. If your tenant has meeting rooms built into Outlook, users can select a location as well.



Box 3: Image

If you add one or more Image controls to your app, you can show individual images that aren't part of a data set, or you can incorporate images from records in data sources.

**NEW QUESTION 24**

You create a business rule on contact entity to enforce the requirement that users must enter either a telephone number, fax number, or an email when creating a new record.

The company decides to remove fax number from the condition. You need to update the business rule.

What are two ways of achieving the goal? Each correct answer presents a complete solution.

NOTE: Each correct selection is worth one point.

- A. Save a copy of the rule and change the condition.
- B. Deactivate and delete the original rule.
- C. Deactivate the business rule and change the condition.
- D. Take a snapshot of the business rule and change the condition.
- E. Change the condition and activate the change.

**Answer:** AD

**NEW QUESTION 28**

A company plans to implement Power Platform apps. The company does not plan to use any development tools or plug-ins.

Which actions can you perform?

For each of the following statements, select Yes if the statement is true. Otherwise, select No. NOTE: Each correct selection is worth one point.

Statement	Yes	No
You can synchronize account names with a third-party proprietary database.	<input type="radio"/>	<input type="radio"/>
You can create invoices from orders and then send the invoices to the customer.	<input type="radio"/>	<input type="radio"/>

- A. Mastered
- B. Not Mastered

**Answer:** A

**Explanation:**

The Power Platform uses PowerApps, Power BI, and Power Automate (previously named Flow) to customize, extend, and build all the apps you need for your business and unlock the potential of Office 365 and Dynamics 365.

**NEW QUESTION 32**

You manage the support team at a rapidly growing company.

Customers and support technicians need a better experience when logging and responding to support requests. You need more visibility into what the support technicians are doing every week.

You need to recommend tools to help the company's needs.

Which tools should you recommend? To answer, drag the appropriate tools to the correct requirements. Each tool may be used once, more than once, or not at all.

You may need to drag the split bar between panes or scroll to view content.

NOTE: Each correct selection is worth one point.

Tools	Requirement	Tool
Power Apps	Customers must be able to submit support requests by using a website.	Tool
Microsoft Flow		Tool
Power BI	Support requests must be created and stored.	Tool
Common Data Service	Support technicians must be notified when a new support request is entered.	Tool
	Support technicians must be able to enter a status report for work completed during the previous week by using a mobile app.	Tool

- A. Mastered  
B. Not Mastered

**Answer:** A

**Explanation:**

Tools	Requirement	Tool
Power Apps	Customers must be able to submit support requests by using a website.	Power BI
Microsoft Flow		Common Data Service
Power BI	Support requests must be created and stored.	Microsoft Flow
Common Data Service	Support technicians must be notified when a new support request is entered.	Power Apps
	Support technicians must be able to enter a status report for work completed during the previous week by using a mobile app.	

#### NEW QUESTION 37

A company uses Power Apps.

You need to perform administrative tasks for the company.

Which admin centers should you use? To answer, drag the appropriate admin centers to the correct requirements. Each admin center may be used once, more than once, or not at all. You may need to drag the split bar between panes or scroll to view content.

NOTE: Each correct selection is worth one point.

Admin centers

- Azure Active Directory
- Dynamics 365 Admin center
- Power Apps Admin center
- Power BI Admin portal

Answer Area

- Requirement
- Create user accounts for Power Apps.
- Assign the Environment Maker role to a user.

Admin center

- Admin center
- Admin center

- A. Mastered
- B. Not Mastered

Answer: A

Explanation:

Box 1: Azure Active Directory  
Create the company users in the Azure Active Directory. Box 2: Power Apps admin center  
In the Power Apps Admin center, manage environments that you've created and those for which you have been added to the Environment Admin or System Administrator role. From the admin center, you can perform these administrative actions:  
Create environments. Rename environments.  
Add or remove a user or group from either the Environment Admin or Environment Maker role. Etc.

NEW QUESTION 41

.....

## About Exambible

*[Your Partner of IT Exam](#)*

## Found in 1998

Exambible is a company specialized on providing high quality IT exam practice study materials, especially Cisco CCNA, CCDA, CCNP, CCIE, Checkpoint CCSE, CompTIA A+, Network+ certification practice exams and so on. We guarantee that the candidates will not only pass any IT exam at the first attempt but also get profound understanding about the certificates they have got. There are so many alike companies in this industry, however, Exambible has its unique advantages that other companies could not achieve.

## Our Advances

### \* 99.9% Uptime

All examinations will be up to date.

### \* 24/7 Quality Support

We will provide service round the clock.

### \* 100% Pass Rate

Our guarantee that you will pass the exam.

### \* Unique Gurantee

If you do not pass the exam at the first time, we will not only arrange FULL REFUND for you, but also provide you another exam of your claim, ABSOLUTELY FREE!



### NEW QUESTION 1

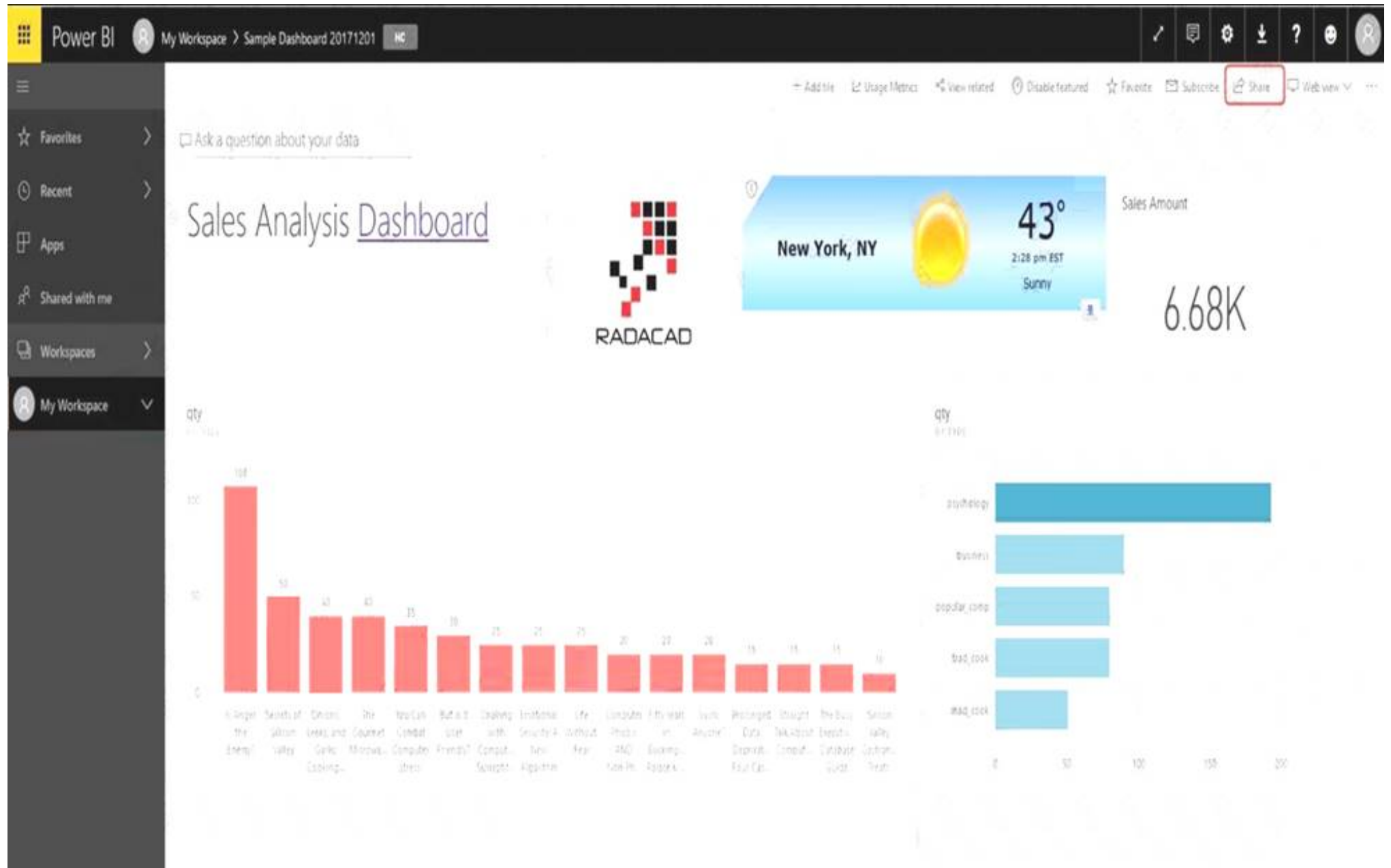
You create a Power BI dashboard that displays data from Dynamics 365 Customer Engagement. You need to share the Power BI dashboard with coworkers. What are three possible ways to achieve the goal? Each correct answer presents a complete solution.  
 NOTE: Each correct selection is worth one point.

- A. Create a Power BI workspace and grant coworkers permissions.
- B. Publish the dashboard as an app to your coworkers.
- C. Export the data into Common Data Service for others to manipulate in Power BI.
- D. Export the data to Microsoft Excel for coworkers to import and view in Power BI.
- E. Embed reports in your company's internal web portal.

**Answer:** ABE

#### Explanation:

A: Basic Sharing for Dashboards and Reports through a workspace is the most common way of sharing the Power BI content. Basic Sharing is very simple and easy to use method. You can simply click on the Share button in the dashboard or report, and then share it with other users.



B: Apps are great sharing method for multiple environment, and best way of sharing for users in production environment. Power BI App is the solution for multiple environment approach. With Power BI App, your development environment (workspace), and user environment (App) are isolated from each other.  
 Note: If you are using SharePoint online as a portal for document management and some other reasons already, then consider using Embed in SharePoint Online feature of Power BI reports. This method is secure and you can share the report only with Power BI users you want.  
 E: Sometimes, you don't need a secure way of sharing, you may search for an easy and free way of sharing, and your content is not confidential or sensitive. Publish to web is your friend in such situation. This is the only free way of sharing in Power BI, but be aware that this method is not secure. Publish to web method, gives you an embed code, which you can use in any web pages to embed the Power BI report in it

### NEW QUESTION 2

A company manages a chain of retail stores. The company stores a list of retail store names and numbers in one Power BI table. The company stores sales transaction data including a transaction ID in another table. The transaction ID includes the store number. You need to show the store name for all retail transactions in all Power BI reports. Which tool should you use?

- A. Query Editor
- B. Power BI Service
- C. Microsoft Excel
- D. Data Connector

**Answer:** A

#### Explanation:

Power BI Desktop comes with Query Editor, where you can connect to one or many data sources, shape and transform the data to meet your needs, then load that model into Power BI Desktop.

NEW QUESTION 3

A user is trying to understand the differences between the various ways apps can be built by using Power Apps.  
For each of the following statements, select Yes if the statement is true. Otherwise, select No.  
NOTE: Each correct selection is worth one point.

Statement	Yes	No
You can embed canvas apps in model-driven apps.	<input type="radio"/>	<input type="radio"/>
A Power Apps portal can use only one data source.	<input type="radio"/>	<input type="radio"/>
You must use Power BI to create reports in model-driven apps.	<input type="radio"/>	<input type="radio"/>

- A. Mastered
- B. Not Mastered

Answer: A

Explanation:

Box 1: Yes  
You can create a canvas app and then embed that within a model driven app. Box 2: No  
With the capability to build a portal in PowerApps, you can create a website for external and internal users enabling them to interact with data stored in Common Data Service.  
Note: Common Data Service lets you securely store and manage data that's used by business applications. Data within Common Data Service is stored within a set of entities. An entity is a set of records used to store data, similar to how a table stores data within a database. Common Data Service includes a base set of standard entities that cover typical scenarios, but you can also create custom entities specific to your organization and populate them with data using Power Query. App makers can then use PowerApps to build rich applications using this data.  
Box 3: Yes  
To get started building a report you'll need the latest version of Power BI Desktop and a PowerApps environment with the latest version of the Common Data Service.

NEW QUESTION 4

You create a user-owned custom entity by using Common Data Service.  
For each of the following statements, select Yes if the statement is true. Otherwise, select No. NOTE: Each correct selection is worth one point.

Statement	Yes	No
You can change the entity ownership from User to Organization-owned.	<input type="radio"/>	<input type="radio"/>
You can create a business rule for a custom entity that can be used in a Flow.	<input type="radio"/>	<input type="radio"/>

- A. Mastered
- B. Not Mastered

Answer: A

Explanation:

Box 1: No  
Common Data Service supports two types of record ownership. Organization owned, and User or Team owned. This is a choice that happens at the time the entity is created and can't be changed.  
Box 2: Yes  
By combining conditions and actions, you can do any of the following with business rules: Set field values  
Clear field values  
Set field requirement levels Show or hide fields  
Enable or disable fields  
Validate data and show error messages

Create business recommendations based on business intelligence.

NEW QUESTION 5

A company uses Microsoft Flow.  
Each time a work order is created, a service manager must review and approve the work order before a worker is dispatched.  
You need to create a flow to enforce the process. What should you create?

- A. plug-in
- B. approval flow
- C. business rule
- D. team flow
- E. instant flow

Answer: B

Explanation:

With Power Automate, you can manage the approval of documents or processes across several services, including SharePoint, Dynamics 365, Salesforce, OneDrive for Business, Zendesk, or WordPress.

NEW QUESTION 6

A company performs on-site inspections and services for air industrial equipment.  
Field technicians must perform a series of maintenance checks every time they visit a customer site. Every technician performs maintenance tasks in a different order. Some technicians miss steps.  
You need to ensure that all technicians perform the same steps in the same order. What should you use?

- A. Business process flow
- B. AI Builder
- C. Business rule
- D. Virtual Agent

Answer: A

Explanation:

You can help ensure that people enter data consistently and follow the same steps every time they work with a customer by creating a business process flow. For example, you might want to create a business process flow to have everyone handle customer service requests the same way, or to require that people get approval for an invoice before submitting an order. Business process flows use the same underlying technology as other processes, but the capabilities that they provide are very different from other features that use processes.

NEW QUESTION 7

A company plans to implement solutions that use Common Data Service as a data storage. You need to recommend features to meet the company's needs.  
Which features should you recommend? To answer, drag the appropriate features to the correct requirements. Each feature may be used once, more than once, or not at all. You may need to drag the split bar between panes or scroll to view content.  
NOTE: Each correct selection is worth one point.

Features	Requirement	Feature
business rules		
business process flows	Validate data across multiple fields and entities regardless of the app used to create data.	Feature
Common Data Model	Create visual guides to ensure that users enter data and perform tasks in a consistent manner.	Feature
	Accelerate development by using a standard set of entities for the most common scenarios.	Feature

- A. Mastered
- B. Not Mastered

Answer: A

Explanation:

Box 1: business rules  
You can create business rules and recommendations to apply logic and validations without writing code or creating plug-ins. Business rules provide a simple interface to implement and maintain fast-changing and commonly used rules.



Box 2: business process flows

Flows Power Automate includes several types of processes, each designed for a different purpose:

- Automated flows. Create a flow that performs one or more tasks automatically after it's triggered by an event.
- Button flows. Perform repetitive tasks simply by tapping a button on your mobile device.
- Scheduled flows. Create a flow that performs one or more tasks on a schedule such as once a day, on a specific date, or after a certain time.
- Business process flows. Ensure that people enter data consistently and follow the same steps every time they work in an app by creating a business process flow.
- Workflows and actions. Dynamics 365 customizers may be familiar with the classic Common Data Service processes, which are workflows and actions.

Box 3: Common Data Model

Model-driven app design is a component-focused approach to app development. Model-driven app design doesn't require code and the apps you make can be simple or very complex. Unlike canvas app development where the designer has complete control over app layout, with model-driven apps much of the layout is determined for you and largely designated by the components you add to the app.

NEW QUESTION 8

A company plans to use Microsoft Flow to automate tasks.

Match each flow type to its function. To answer, drag the appropriate flow type from the column on the left to its description on the right. Each option may be used once, more than once, or not at all.

NOTE: Each correct match is worth one point.

Flow types

automated

business process

scheduled

instant

Answer Area

Description

a flow that runs after it is triggered by an event

a flow that guides a user through a set of tasks

a flow that runs after a specified number of days

a flow that allows you to start tasks on-demand

Flow type

Flow type

Flow type

Flow type

Flow type

- A. Mastered
- B. Not Mastered

Answer: A

Explanation:

Box 1: automated

Automated flows start with an event or trigger, such as an email being received. These also support a multitude of actions in the 200+ Flow connectors.

Box 2: business process

The business process flow that creates stages or screens that enforce a certain sequence of steps. It collects data from users for each step in the stage and can kick off automated workflows.

Box 3: scheduled

Scheduled flows run regular reports that are sent out to a team and summarize everything that's happened in the past week. This includes everything from simple daily scheduling to more complex scheduling like "every 3rd Monday."

Box 4: instant

An instant flow is triggered when you click a button inside of the Flow mobile app, SharePoint, Dynamics, PowerApps, or Excel that passes context directly into your flow.

Note: There are four different Flow types that you can choose from when starting out. You can create a scheduled flow, automated flow, instant flow, or a business process flow.

NEW QUESTION 9

You need to implement Microsoft Business Applications along with the Microsoft Power platform. Which three Microsoft products are part of the Power platform?

Each correct answer presents a complete solution.

NOTE: Each correct selection is worth one point.

- A. Microsoft Power Apps
- B. Azure Active Directory
- C. Microsoft Flow
- D. Azure Machine Learning
- E. Microsoft Power BI

Answer: ACE

Explanation:

The Power Platform uses PowerApps, Power BI, and Power Automate (previously named Flow) to customize, extend, and build all the apps you need for your business and unlock the potential of Office 365 and Dynamics 365.



**NEW QUESTION 10**

A company plans to create an information portal that managers can use to view critical information about their teams.

You need to recommend the type of Power BI components that the company should use.

What should you recommend? To answer, drag the appropriate components to the correct requirements. Each component may be used once, more than once, or not at all. You may need to drag the split bar between panes or scroll to view content.

NOTE: Each correct selection is worth one point.

Component types	Requirement	Component type
<div>Dashboard</div>		
<div>Report</div>	Display data from a Microsoft Excel workbook that has multiple worksheets into one chart.	Component type
	Display the top departmental goal metrics and alert users when specific thresholds targets are met.	Component type
	Display Sales charts that can be filtered by region.	Component type

- A. Mastered
- B. Not Mastered

**Answer:** A

**Explanation:**

Box 1: Report

Reports are more detailed data displayed in many formats like chart, graphs list and in tabular, etc. Box 2: Dashboard

Dashboards are a business key performance indicator view where it displays key values that can change business profits and can be glanced at one screen.

Box 3: Report

Power BI dashboards cannot slice and dice, but reports have many ways to filter and slice.

Note: Power BI dashboards are one placeholder to display the most important decision-making facts to run a business. But reports are more detailed data displayed in many formats like chart, graphs list and in tabular, etc. Reports are based on one dataset or one business unit data for example reports of a store belonging to California.

**NEW QUESTION 10**

A company uses Dynamics 365 Supply Chain Management.

You need to use Microsoft Flow to automate the process of receiving and tracking raw materials. Which type of connector should you use?

- A. Common Data Service
- B. Dynamics 365
- C. Dynamics 365 for Fin & Ops
- D. Dynamic Signal

**Answer:** A

**Explanation:**

Dynamics 365 for Finance and Operations is now being licensed as Dynamics 365 Finance and Dynamics 365 Supply Chain Management.

You can use Common Data Service to enable the flow of data between Finance and Operations apps and Dynamics 365 Sales.

**NEW QUESTION 15**

A company uses Dynamics 365 Sales. The company uses a browser-based app named Sales Hub. You need ensure that users can access data from mobile devices.

Which app should users install?

- A. Dynamics 365 Remote Assist
- B. Dynamics 365 Finance
- C. Dynamics 365 Business Central
- D. Dynamics 365 for Phones

**Answer:** D

**Explanation:**

Use the Dynamics 365 for phones and Dynamics 365 for tablets apps for your sales, customer service, field service, and other tasks when you're on the go. With one download from your app store, you'll automatically have access to all the apps you need for your role. You will see apps with the new Unified Interface on your mobile device.

#### NEW QUESTION 17

This question requires that you evaluate the **BOLD** text to determine if it is correct.

You have a Power Apps app. You create a new version of the app and then publish the new version. A customer goes through the process of restoring the previous version of the app. In the Version tab for the app, you will see two versions of the app.

Review the underlined text. If it makes the statement correct, select "No change is needed." If the statement is incorrect, select the answer choice that makes the statement correct.

- A. No change is needed.
- B. one
- C. three
- D. four

**Answer: C**

#### Explanation:

Restore a canvas app to a previous version in PowerApps.

1. Open powerapps.com, and then click or tap Apps in the left navigation bar.
2. Near the right edge, click or tap the info icon for the app that you want to restore.
3. Click or tap the Versions tab, and then click or tap Restore for the version that you want to restore.

Details • Share • Versions • Settings • Analytics (preview)


PowerApps keeps a version history of your apps.

VERSION	MODIFIED	MODIFIED BY	POWERAPPS RELEASE <span>?</span>	PUBLISHED	COMMENT
2	8/20/2018 2:24:29 PM	Firstname Lastname	3.18081.19	Live	 
1	7/9/2018 10:55:48 AM	Firstname LastName	3.18071.36		 Restore  Delete

4. In the confirmation dialog box, click or tap Restore. A new version is added to your list.

Details • Share • Versions • Settings • Analytics (preview)

PowerApps keeps a version history of your apps.

VERSION	MODIFIED	MODIFIED BY	POWERAPPS RELEASE <span>?</span>	PUBLISHED	COMMENT
3	8/20/2018 2:41:30 PM	Firstname Lastname	3.18071.36		 Publish this version
2	8/20/2018 2:24:29 PM	Firstname Lastname	3.18081.19	Live	 Restore  Delete
1	7/9/2018 10:55:48 AM	Firstname Lastname	3.18071.36		 Restore  Delete

#### NEW QUESTION 20

You are designing a Power Apps solution that allows users to upload a status report directly to the company Microsoft SharePoint project management site from their mobile device.

For each of the following statements, select Yes if the statement is true. Otherwise, select No.

NOTE: Each correct selection is worth one point.

Statement	Yes	No
You should build a model-driven app in Power Apps.	<input type="radio"/>	<input type="radio"/>
You should build a canvas app in Power Apps.	<input type="radio"/>	<input type="radio"/>
Users must download and run the Power Apps mobile application to use the solution.	<input type="radio"/>	<input type="radio"/>

- A. Mastered  
B. Not Mastered

Answer: A

Explanation:

Box 1: No

Box 2: Yes

Box 3: Yes

When you create an app, or someone shares an app with you, you can run that app on Windows, iOS, Android, or in a web browser.

References:

<https://docs.microsoft.com/en-us/powerapps/maker/canvas-apps/app-from-sharepoint> <https://docs.microsoft.com/en-us/powerapps/user/run-app-client>

NEW QUESTION 22

A user is creating their first canvas app in Power Apps.

The user does not know what types of controls they can include. You need to recommend solutions for the user.

Which types of controls would you recommend using in Power Apps? To answer, select the appropriate control in the dialog box in the answer area.

NOTE: Each correct selection is worth one point.

Scenario	Control
View the date, time, and location of upcoming internal meetings.	<div><div></div><div>Meeting-screen template</div><div>Gallery</div><div>List box</div></div>
Create a meeting request from within the app.	<div><div></div><div>Meeting-screen template</div><div>Gallery</div><div>List box</div></div>
Drill down into customer contact records in Dynamics 365 Sales to view a photo of a customer you are meeting.	<div><div></div><div>Image</div><div>People-screen template</div><div>Add picture</div></div>

- A. Mastered  
B. Not Mastered

Answer: A

Explanation:

Box 1: Gallery

A Gallery control can show multiple records from a data source, and each record can contain multiple types of data. For example, a Gallery control can show multiple contacts with each item showing contact information that includes a name, an address, and a phone number for each contact.

Box 2: Meeting-screen template

In a canvas app, add a meeting screen that lets users create and send meeting requests from their Office 365 Outlook accounts. Users can search for attendees in their org and add external email addresses. If your tenant has meeting rooms built into Outlook, users can select a location as well.



Box 3: Image

If you add one or more Image controls to your app, you can show individual images that aren't part of a data set, or you can incorporate images from records in data sources.

#### NEW QUESTION 24

You create a business rule on contact entity to enforce the requirement that users must enter either a telephone number, fax number, or an email when creating a new record.

The company decides to remove fax number from the condition. You need to update the business rule.

What are two ways of achieving the goal? Each correct answer presents a complete solution.

NOTE: Each correct selection is worth one point.

- A. Save a copy of the rule and change the condition.
- B. Deactivate and delete the original rule.
- C. Deactivate the business rule and change the condition.
- D. Take a snapshot of the business rule and change the condition.
- E. Change the condition and activate the change.

**Answer:** AD

#### NEW QUESTION 28

A company plans to implement Power Platform apps. The company does not plan to use any development tools or plug-ins.

Which actions can you perform?

For each of the following statements, select Yes if the statement is true. Otherwise, select No. NOTE: Each correct selection is worth one point.

Statement	Yes	No
You can synchronize account names with a third-party proprietary database.	<input type="radio"/>	<input type="radio"/>
You can create invoices from orders and then send the invoices to the customer.	<input type="radio"/>	<input type="radio"/>

- A. Mastered
- B. Not Mastered

**Answer:** A

#### Explanation:

The Power Platform uses PowerApps, Power BI, and Power Automate (previously named Flow) to customize, extend, and build all the apps you need for your business and unlock the potential of Office 365 and Dynamics 365.

#### NEW QUESTION 32

You manage the support team at a rapidly growing company.

Customers and support technicians need a better experience when logging and responding to support requests. You need more visibility into what the support technicians are doing every week.

You need to recommend tools to help the company's needs.

Which tools should you recommend? To answer, drag the appropriate tools to the correct requirements. Each tool may be used once, more than once, or not at all.

You may need to drag the split bar between panes or scroll to view content.

NOTE: Each correct selection is worth one point.



Tools	Answer Area	
	Requirement	Tool
Power Apps	Customers must be able to submit support requests by using a website.	Tool
Microsoft Flow		
Power BI	Support requests must be created and stored.	Tool
Common Data Service	Support technicians must be notified when a new support request is entered.	Tool
	Support technicians must be able to enter a status report for work completed during the previous week by using a mobile app.	Tool

- A. Mastered
- B. Not Mastered

Answer: A

Explanation:

Tools	Answer Area	
	Requirement	Tool
Power Apps	Customers must be able to submit support requests by using a website.	
Microsoft Flow		Power BI
Power BI	Support requests must be created and stored.	Common Data Service
Common Data Service	Support technicians must be notified when a new support request is entered.	Microsoft Flow
	Support technicians must be able to enter a status report for work completed during the previous week by using a mobile app.	Power Apps

NEW QUESTION 37

A company uses Power Apps.  
You need to perform administrative tasks for the company.  
Which admin centers should you use? To answer, drag the appropriate admin centers to the correct requirements. Each admin center may be used once, more than once, or not at all. You may need to drag the split bar between panes or scroll to view content.  
NOTE: Each correct selection is worth one point.

Admin centers

- Azure Active Directory
- Dynamics 365 Admin center
- Power Apps Admin center
- Power BI Admin portal

Answer Area

Requirement

Admin center

Create user accounts for Power Apps.

Admin center

Assign the Environment Maker role to a user.

Admin center

- A. Mastered
- B. Not Mastered

Answer: A

Explanation:

Box 1: Azure Active Directory  
Create the company users in the Azure Active Directory. Box 2: Power Apps admin center  
In the Power Apps Admin center, manage environments that you've created and those for which you have been added to the Environment Admin or System Administrator role. From the admin center, you can perform these administrative actions:  
Create environments. Rename environments.  
Add or remove a user or group from either the Environment Admin or Environment Maker role. Etc.

NEW QUESTION 41

.....

## Relate Links

**100% Pass Your PL-900 Exam with ExamBible Prep Materials**

<https://www.exambible.com/PL-900-exam/>

## Contact us

We are proud of our high-quality customer service, which serves you around the clock 24/7.

Viste - <https://www.exambible.com/>