



Microsoft

Exam Questions MS-102

Microsoft 365 Administrator Exam

NEW QUESTION 1

- (Exam Topic 1)

On which server should you use the Defender for identity sensor?

- A. Server1
- B. Server2
- C. Server3
- D. Server4
- E. Servers5

Answer: A

Explanation:

However, if the case study had required that the DCs can't have any s/w installed, then the answer would have been a standalone sensor on Server2. In this scenario, the given answer is correct. BTW, ATP now known as Defender for Identity.

NEW QUESTION 2

- (Exam Topic 1)

You need to ensure that User1 can enroll the devices to meet the technical requirements. What should you do?

- A. From the Azure Active Directory admin center, assign User1 the Cloud device administrator role.
- B. From the Azure Active Directory admin center, configure the Maximum number of devices per user setting.
- C. From the Intune admin center, add User1 as a device enrollment manager.
- D. From the Intune admin center, configure the Enrollment restrictions.

Answer: C

Explanation:

References:

<https://docs.microsoft.com/en-us/sccm/mdm/deploy-use/enroll-devices-with-device-enrollment-manager>

NEW QUESTION 3

- (Exam Topic 1)

You need to meet the technical requirements and planned changes for Intune. What should you do? To answer, select the appropriate options in the answer area.

NOTE: Each correct selection is worth one point.

Answer Area

Settings to configure in Azure AD:	<div>Device settings Mobility (MDM and MAM) Organizational relationships User settings</div>
Settings to configure in Intune:	<div>Device compliance Device configuration Device enrollment Mobile Device Management Authority</div>

- A. Mastered
- B. Not Mastered

Answer: A

Explanation:

Reference:

<https://docs.microsoft.com/en-us/intune/windows-enroll>

NEW QUESTION 4

- (Exam Topic 1)

Note: This question is part of a series of questions that present the same scenario. Each question in the series contains a unique solution that might meet the stated goals. Some question sets might have more than one correct solution, while others might not have a correct solution.

After you answer a question in this section, you will NOT be able to return to it. As a result, these questions will not appear in the review screen.

Your network contains an Active Directory domain named contoso.com that is synced to Microsoft Azure Active Directory (Azure AD).

You manage Windows 10 devices by using Microsoft System Center Configuration Manager (Current Branch).

You configure a pilot for co-management.

You add a new device named Device1 to the domain. You install the Configuration Manager client on Device1.

You need to ensure that you can manage Device1 by using Microsoft Intune and Configuration Manager. Solution: You create a device configuration profile from the Device Management admin center.

Does this meet the goal?

- A. Yes
- B. No

Answer: B

Explanation:

It looks like the given answer is correct. There is an on-premises Active Directory synced to Azure Active Directory (Azure AD) So the co-management path1 - Auto-

enroll existing clients 1. Hybrid Azure AD 2. Client agent setting for hybrid Azure AD-join 3. Configure auto-enrollment of devices to Intune 4. Enable co-management in Configuration Manager
<https://docs.microsoft.com/en-us/mem/configmgr/comanage/tutorial-co-manage-client>

NEW QUESTION 5

- (Exam Topic 3)

You need to configure Office on the web to meet the technical requirements. What should you do?

- A. Assign the Global reader role to User1.
- B. Enable sensitivity labels for Office files in SharePoint Online and OneDrive.
- C. Configure an auto-labeling policy to apply the sensitivity labels.
- D. Assign the Office apps admin role to User1.

Answer: B

Explanation:

Reference:

<https://docs.microsoft.com/en-us/microsoft-365/compliance/sensitivity-labels-sharepoint-onedrive-files?view=o>

NEW QUESTION 6

- (Exam Topic 5)

You have a Microsoft 365 E5 tenant.

The Microsoft Secure Score for the tenant is shown in the following exhibit.

Microsoft Secure Score

Overview Improvement actions History Metrics & trends

Actions you can take to improve your Microsoft Secure Score. Score updates may take up to 24 hours.

± Export 12 items 🔍 Search ⚙ Filter ≡ Group by

Applied filters:

Rank	Improvement action	Score impact	Points achieved
1	Require MFA for administrative roles	+16.95%	0/10
2	Ensure all users can complete multi-factor authentication for...	+15.25%	0/9
3	Enable policy to block legacy authentication	+13.56%	0/8
4	Turn on user risk policy	+11.86%	0/7
5	Turn on sign-in risk policy	+11.86%	0/7
6	Do not allow users to grant consent to unmanaged applicatio...	+6.78%	0/4
7	Enable self-service password reset	+1.69%	0/1
8	Turn on customer lockbox feature	+1.69%	0/1
9	Use limited administrative roles	+1.69%	0/1
10	Designate more than one global admin	+1.69%	0/1

You plan to enable Security defaults for Azure Active Directory (Azure AD). Which three improvement actions will this affect?

- A. Require MFA for administrative roles.
- B. Ensure all users can complete multi-factor authentication for secure access
- C. Enable policy to block legacy authentication
- D. Enable self-service password reset
- E. Use limited administrative roles

Answer: ABC

Explanation:

Reference:

<https://docs.microsoft.com/en-us/azure/active-directory/fundamentals/concept-fundamentals-security-defaults>

NEW QUESTION 7

- (Exam Topic 5)

Note: This question is part of a series of questions that present the same scenario. Each question in the series contains a unique solution that might meet the stated goals. Some question sets might have more than one correct solution, while others might not have a correct solution.

After you answer a question in this section, you will NOT be able to return to it. As a result, these questions will not appear in the review screen.

Your network contains an Active Directory domain. You deploy an Azure AD tenant.

Another administrator configures the domain to synchronize to Azure AD.

You discover that 10 user accounts in an organizational unit (OU) are NOT synchronized to Azure AD. All the other user accounts synchronized successfully.

You review Azure AD Connect Health and discover that all the user account synchronizations completed successfully.

You need to ensure that the 10 user accounts are synchronized to Azure AD. Solution: You run idfix.exe and export the 10 user accounts.

Does this meet the goal?

- A. Yes
- B. No

Answer: B

Explanation:

The question states that “all the user account synchronizations completed successfully”. If there were problems with the 10 accounts that needed fixing with idfix.exe, there would have been synchronization errors in Azure AD Connect Health.
It is likely that the 10 user accounts are being excluded from the synchronization cycle by a filtering rule. Reference:
<https://docs.microsoft.com/en-us/azure/active-directory/hybrid/how-to-connect-sync-configure-filtering>

NEW QUESTION 8

- (Exam Topic 5)
Note: This question is part of a series of questions that present the same scenario. Each question in the series contains a unique solution that might meet the stated goals. Some question sets might have more than one correct solution, while others might not have a correct solution.
After you answer a question in this section, you will NOT be able to return to it. As a result, these questions will not appear in the review screen.
You have a Microsoft 365 subscription.
From the Microsoft 365 Defender, you create a role group named US eDiscovery Managers by copying the eDiscovery Manager role group.
You need to ensure that the users in the new role group can only perform content searches of mailbox content for users in the United States.
Solution: From the Microsoft 365 Defender, you modify the roles of the US eDiscovery Managers role group. Does this meet the goal?

- A. Yes
- B. No

Answer: B

NEW QUESTION 9

- (Exam Topic 5)
You have a Microsoft 365 E5 subscription that uses Microsoft intune. The subscription contains the resources shown in the following table.

Name	Type	Member of
User1	User	Group1
Device1	Device	Group2

User1 is the owner of Device1.
You add Microsoft 365 Apps Windows 10 and later app types to Intune as shown in the following table. On Thursday, you review the results of the app deployments.

Name	Shows in Company Portal	Assignment	Microsoft Office app to install	Day of creation
App1	Yes	Group1 - Required	Word	Monday
App2	Yes	Group2 - Required	Excel	Tuesday
App3	Yes	Group1 - Available	PowerPoint	Wednesday

For each of the following statements, select Yes if the statement is true. Otherwise, select No. NOTE: Each correct selection is worth one point.

Statements	Yes	No
Word is installed on Device1.	<input checked="" type="radio"/>	<input type="radio"/>
App3 is displayed in the Company Portal.	<input type="radio"/>	<input type="radio"/>
Excel is installed on Device1.	<input type="radio"/>	<input type="radio"/>

- A. Mastered
B. Not Mastered

Answer: A

Explanation:

Statements	Yes	No
Word is installed on Device1.	<input checked="" type="radio"/>	<input type="radio"/>
App3 is displayed in the Company Portal.	<input checked="" type="radio"/>	<input type="radio"/>
Excel is installed on Device1.	<input checked="" type="radio"/>	<input type="radio"/>

NEW QUESTION 10

- (Exam Topic 5)
You have a hybrid Azure Active Directory (Azure AD) tenant and a Microsoft Endpoint Configuration Manager deployment.
You have the devices shown in the following table.

Name	Platform	Configuration
Device1	Windows 10	Hybrid joined to on-premises Active Directory and Azure AD only
Device2	Windows 10	Joined to Azure AD and enrolled in Configuration Manager only
Device3	Windows 10	Enrolled in Microsoft Endpoint Manager and has the Configuration Manager agent installed only

You plan to enable co-management.
You need to identify which devices support co-management without requiring the installation of additional software.
Which devices should you identify?

- A. Device1 only
- B. Device2 only
- C. Device3 only
- D. Device2 and Device3 only
- E. Device1, Device2, and Device3

Answer: D

NEW QUESTION 10

- (Exam Topic 5)
HOTSPOT
You have a Microsoft 365 subscription.
A user named user1@contoso.com was recently provisioned.
You need to use PowerShell to assign a Microsoft Office 365 E3 license to User1. Microsoft Bookings must NOT be enabled.
How should you complete the command? To answer, select the appropriate options in the answer area.
NOTE: Each correct selection is worth one point.

Answer Area

-Scopes User.ReadWrite.All, Organization.Read.All

\$E3 =

| Where SkuPartNumber -eq 'EnterprisePack'

\$disabledPlans = \$E3.ServicePlans | Where ServicePlanName -in ("MICROSOFTBOOKINGS") | select -ExcludeProperty ServicePlanID

\$LicenseOptions= @(

@{

SkuId = \$E3.SkuId

DisabledPlans = \$disabledPlans

}

)

-UserId User1@contoso.com -AddLicenses \$LicenseOptions -RemoveLicenses @()

- A. Mastered
- B. Not Mastered

Answer: A

Explanation:

Box 1: Connect-MgGraph
Assign Microsoft 365 licenses to user accounts with PowerShell Use the Microsoft Graph PowerShell SDK
First, connect to your Microsoft 365 tenant.
Assigning and removing licenses for a user requires the User.ReadWrite.All permission scope or one of the other permissions listed in the 'Assign license' Microsoft Graph API reference page.
The Organization.Read.All permission scope is required to read the licenses available in the tenant. Connect-MgGraph -Scopes User.ReadWrite.All, Organization.Read.All
Box 2: Get-MgSubscribedSku
Run the Get-MgSubscribedSku command to view the available licensing plans and the number of available licenses in each plan in your organization. The number of available licenses in each plan is ActiveUnits - WarningUnits - ConsumedUnits.
Box 3: Set-MgUserLicense
Assigning licenses to user accounts
To assign a license to a user, use the following command in PowerShell.
Set-MgUserLicense -UserId \$userUPN -AddLicenses @(\$skuid = "<Skuid>") -RemoveLicenses @() This example assigns a license from the SPE_E5 (Microsoft 365 E5) licensing plan to the unlicensed user belindan@litwareinc.com:


```
$e5Sku = Get-MgSubscribedSku -All | Where SkuPartNumber -eq 'SPE_E5'
```

```
Set-MgUserLicense -UserId "belindan@litwareinc.com" -AddLicenses @{Skuld = $e5Sku.Skuld}
```

```
-RemoveLicenses @()
```

Reference:
<https://learn.microsoft.com/en-us/microsoft-365/enterprise/assign-licenses-to-user-accounts-with-microsoft-365>

NEW QUESTION 15

- (Exam Topic 5)

You have a Microsoft 365 subscription that uses Security & Compliance retention policies. You implement a preservation lock on a retention policy that is assigned to all executive users.

Which two actions can you perform on the retention policy? Each correct answer presents a complete solution.

NOTE: Each correct selection is worth one point?

- A. Add locations to the policy
- B. Reduce the duration of policy
- C. Remove locations from the policy
- D. Extend the duration of the policy
- E. Disable the policy

Answer: AD

NEW QUESTION 19

- (Exam Topic 5)

You have a Microsoft 365 subscription that contains three groups named All users, Sales team, and Office users, and two users shown in the following table.

Name	Member of
User1	All users, Sales team
User2	All users, Office users

In Microsoft Endpoint Manager, you have the Policies for Office apps settings shown in the following exhibit.

Home / Policy Management		Notifications
Policy configurations		
+ Create Copy Reorder priority Remove Total policy configurations: 3		
Name	Priority ↑	Recommendation status
Office Users Policy	0	
Sales Team Policy	1	
All users	2	

The policies use the settings shown in the following table.

Policy	Default Shared Folder Location	Default Office Theme
All users	https://sharepoint.contoso.com/addins_all_users	Colorful
Office Users Policy	https://sharepoint.contoso.com/addins_office_users	White
Sales Team Policy	https://sharepoint.contoso.com/addins_sales_team_users_	Dark Gray

What is the default share folder location for User1 and the default Office theme for User2? To answer, select the appropriate options in the answer area.

NOTE: Each correct selection is worth one point.

The default shared folder location for User1 is:

▼

https://sharepoint.contoso.com/addins_all_users
https://sharepoint.contoso.com/addins_office_users
https://sharepoint.contoso.com/addins_sales_team_users_

The default Office theme for User 2 is:

▼

Colorful
Dark Gray
White

- A. Mastered
- B. Not Mastered

Answer: A

Explanation:

Table Description automatically generated

Reference:

<https://docs.microsoft.com/en-us/deployoffice/overview-office-cloud-policy-service>

NEW QUESTION 23

- (Exam Topic 5)

You have an Azure AD tenant that contains the users shown in the following table.

Name	Member of
User1	Group1
User2	Group2
User3	Group3

Your company uses Microsoft Defender for Endpoint. Microsoft Defender for Endpoint contains the roles shown in the following table.

Name	Permission	Assigned user group
Microsoft Defender for Endpoint administrator (default)	View data, Alerts investigation, Active remediation actions, Manage security settings	Group3
Role1	View data, Alerts investigation	Group1
Role2	View data	Group2

Microsoft Defender for Endpoint contains the device groups shown in the following table.

Rank	Device group	Device name	User access
1	ATP1	Device1	Group1
Last	Ungrouped devices (default)	Device2	Group2

For each of the following statements, select Yes if the statement is true. Otherwise, select No. NOTE; Each correct selection is worth one point.

Answer Area

Statements	Yes	No
User1 can run an antivirus scan on Device2.	<input type="radio"/>	<input type="radio"/>
User2 can collect an investigation package from Device2.	<input type="radio"/>	<input type="radio"/>
User3 can isolate Device1.	<input type="radio"/>	<input type="radio"/>

- A. Mastered
- B. Not Mastered

Answer: A

Explanation:

Answer Area

Statements	Yes	No
User1 can run an antivirus scan on Device2.	<input type="radio"/>	<input checked="" type="radio"/>
User2 can collect an investigation package from Device2.	<input type="radio"/>	<input checked="" type="radio"/>
User3 can isolate Device1.	<input checked="" type="radio"/>	<input type="radio"/>

NEW QUESTION 24

- (Exam Topic 5)

You have a Microsoft 365 E5 subscription that contains the resources shown in the following table.

Name	Type
Group1	Microsoft 365 group
Group2	Distribution group
Site1	Microsoft SharePoint site

You create a sensitivity label named Label1. To which resource can you apply Label1?

- A. Group1 only
- B. Group2 only
- C. Site1 only
- D. Group1 and Group2 only
- E. Group1, Group2, and Site1

Answer: E

Explanation:

Assign sensitivity labels to Microsoft 365 groups in Azure Active Directory

Azure Active Directory (Azure AD), part of Microsoft Entra, supports applying sensitivity labels published by the Microsoft Purview compliance portal to Microsoft 365 groups.

In addition to using sensitivity labels to protect documents and emails, you can also use sensitivity labels to protect content in the following containers: Microsoft Teams sites, Microsoft 365 groups (formerly Office 365 groups), and SharePoint sites.

When you configure a label policy, you can:

Choose which users and groups see the labels. Labels can be published to any specific user or email-enabled security group, distribution group, or Microsoft 365 group (which can have dynamic membership) in Azure AD.

Reference:

<https://learn.microsoft.com/en-us/microsoft-365/compliance/sensitivity-labels-teams-groups-sites>

<https://learn.microsoft.com/en-us/microsoft-365/compliance/sensitivity-labels?view=o365-worldwide>

NEW QUESTION 27

- (Exam Topic 5)

You have a Microsoft 365 E5 tenant.

You need to evaluate compliance with European Union privacy regulations for customer data. What should you do in the Microsoft 365 compliance center?

- A. Create a Data Subject Request (DSR)
- B. Create a data loss prevention (DLP) policy for General Data Protection Regulation (GDPR) data
- C. Create an assessment based on the EU GDPR assessment template
- D. Create an assessment based on the Data Protection Baseline assessment template

Answer: C

Explanation:

Reference:

<https://docs.microsoft.com/en-us/compliance/regulatory/gdpr-action-plan>

NEW QUESTION 32

- (Exam Topic 5)

HOTSPOT

You have an Azure AD tenant that contains the administrative units shown in the following table.

Name	Members
AU1	User1, User2
AU2	User3

You have the following users:

- > A user named User1 that is assigned the Password Administrator for AU1 and AU2.
- > A user named User2 that is assigned the User Administrator for AU1.
- > A user named User3 that is assigned the User Administrator for the tenant.

For each of the following statements, select Yes if the statement is true. Otherwise, select No.

NOTE: Each correct selection is worth one point.

Answer Area

Statements

Yes

No

User1 can reset the password of User3.

☒
☐

User2 can update the display name of User1.

☐
☐

User1 can reset the password of User2.

☐
☐

- A. Mastered
- B. Not Mastered

Answer: A

Explanation:

Box 1: No

User1 is assigned the Password Administrator for AU1 and AU2. User3 is in AU2. User3 is User Administrator.

Password administrators cannot reset User Administrators passwords. Note: Password Administrator

Users with this role have limited ability to manage passwords. This role does not grant the ability to manage service requests or monitor service health. Whether a Password Administrator can reset a user's password depends on the role the user is assigned.

Role that password can be reset	Password Admin	Helpdesk Admin	Auth Admin	User Admin	Privileged Auth Admin	Global Admin
User Admin	<input type="radio"/>			✓	✓	✓
Usage Summary Reports Reader		✓	✓	✓	✓	✓

Box 2: Yes

Box 3: No
User1 is assigned the Password Administrator for AU1 and AU2. User2 is in AU1. User2 is User Administrator.
Password administrators cannot reset User Administrators passwords.
Note: User Administrator
Can manage all aspects of users and groups, including resetting passwords for limited admins. Reference:
<https://learn.microsoft.com/en-us/azure/active-directory/roles/permissions-reference#who-can-reset-passwords> <https://learn.microsoft.com/en-us/azure/active-directory/roles/permissions-reference>

NEW QUESTION 35

- (Exam Topic 5)
DRAG DROP
You have a Microsoft 365 E5 subscription. Several users have iOS devices.
You plan to enroll the iOS devices in Microsoft Endpoint Manager.
You need to ensure that you can create an iOS/iPadOS enrollment profile in Microsoft Endpoint Manager.
Which three actions should you perform in sequence? To answer, move the appropriate actions from the list of actions to the answer area and arrange them in the correct order.

Actions

- From the Microsoft Endpoint Manager admin center, add a device enrollment manager.
- From the Microsoft Endpoint Manager admin center, download a certificate signing request.
- Upload an Apple MDM push certificate to Microsoft Endpoint Manager.
- Create a certificate from the Apple Push Certificates Portal.
- From the Microsoft Endpoint Manager admin center, configure device enrollment restrictions.

Answer Area

- A. Mastered
B. Not Mastered

Answer: A

Explanation:

Reference:
<https://docs.microsoft.com/en-us/mem/intune/enrollment/apple-mdm-push-certificate-get>

NEW QUESTION 36

- (Exam Topic 5)
You have several devices enrolled in Microsoft Endpoint Manager.
You have a Microsoft Azure Active Directory (Azure AD) tenant that includes the users shown in the following table.

Name	Member of
User1	Group1
User2	Group1, Group2
User3	None

The device type restrictions in Endpoint Manager are configured as shown in the following table.

Priority	Name	Allowed platform	Assigned to
1	Policy1	Android, iOS, Windows (MDM)	None
2	Policy2	Windows (MDM)	Group2
3	Policy3	Android, iOS	Group1
Default	All users	Android, Windows (MDM)	All users

Answer Area

Statements	Yes	No
User1 can enroll Windows devices in Endpoint Manager.	<input type="radio"/>	<input type="radio"/>
User2 can enroll Android devices in Endpoint Manager.	<input type="radio"/>	<input type="radio"/>
User3 can enroll iOS devices in Endpoint Manager.	<input type="radio"/>	<input type="radio"/>

- A. Mastered
B. Not Mastered

Answer: A

Explanation:

Answer Area

	Statements	Yes	No
	User1 can enroll Windows devices in Endpoint Manager.	<input type="radio"/>	<input checked="" type="radio"/>
	User2 can enroll Android devices in Endpoint Manager.	<input type="radio"/>	<input checked="" type="radio"/>
	User3 can enroll iOS devices in Endpoint Manager.	<input checked="" type="radio"/>	<input type="radio"/>

NEW QUESTION 40

- (Exam Topic 5)

You have a Microsoft 365 subscription.

You have an Azure AD tenant that contains the users shown in the following table.

Name	Role
User1	Security Administrator
User2	Global Administrator
User3	Service Support Administrator

You configure Tenant properties as shown in the following exhibit.

Technical contact

User1@contoso.com ✓

Global privacy contact

✓

Privacy statement URL

http://contoso.com/privacy ✓

Which users will be contacted by Microsoft if the tenant experiences a data breach?

- A. Used only
- B. User2 only
- C. User3 only
- D. Used and User2 only
- E. User2 and User3 only

Answer: B

Explanation:

Microsoft 365 is committed to notifying customers within 72 hours of breach declaration. The customer's tenant administrator will be notified.

Reference:

https://learn.microsoft.com/en-us/compliance/regulatory/gdpr-breach-office365

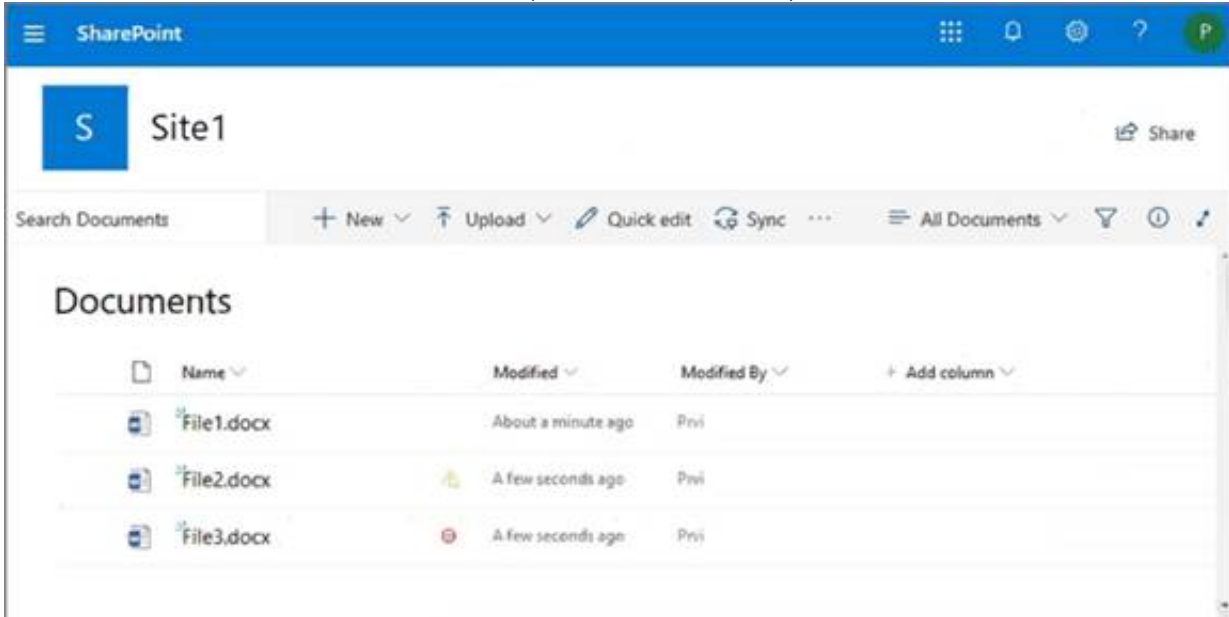
NEW QUESTION 43

- (Exam Topic 5)

From the Microsoft 365 compliance center, you configure a data loss prevention (DLP) policy for a Microsoft SharePoint Online site named Site1. Site1 contains the roles shown in the following table.

Role	Member
Site owner	Prvi
Site member	User1
Site visitor	User2

Prvi creates the files shown in the exhibit. (Click the Exhibit tab.)



Which files can User1 and User2 open? To answer, select the appropriate options in the answer area.
NOTE: Each correct selection is worth one point.

User1:	<div>▼</div> <div>File1.docx only</div> <div>File1.docx and File2.docx only</div> <div>File1.docx, File2.docx, and File3.docx</div>
User2:	<div>▼</div> <div>File1.docx only</div> <div>File1.docx and File2.docx only</div> <div>File1.docx, File2.docx, and File3.docx</div>

- A. Mastered
B. Not Mastered

Answer: A

Explanation:

Graphical user interface, text, application, email Description automatically generated

Reference:

<https://sharepointmaven.com/4-security-roles-of-a-sharepoint-site/> <https://gcc.microsoftcrmportals.com/blogs/office365-news/190220SPIcons/>

NEW QUESTION 47

- (Exam Topic 5)

Note: This question is part of a series of questions that present the same scenario. Each question in the series contains a unique solution that might meet the stated goals. Some question sets might have more than one correct solution, while others might not have a correct solution.

After you answer a question in this section, you will NOT be able to return to it. As a result, these questions will not appear in the review screen.

You have a Microsoft 365 E5 subscription.

You create an account for a new security administrator named SecAdmin1.

You need to ensure that SecAdmin1 can manage Office 365 Advanced Threat Protection (ATP) settings and policies for Microsoft Teams, SharePoint, and OneDrive.

Solution: From the Microsoft 365 admin center, you assign SecAdmin1 the SharePoint admin role. Does this meet the goal?

- A. Yes
B. No

Answer: B

Explanation:

You need to assign the Security Administrator role. Reference:

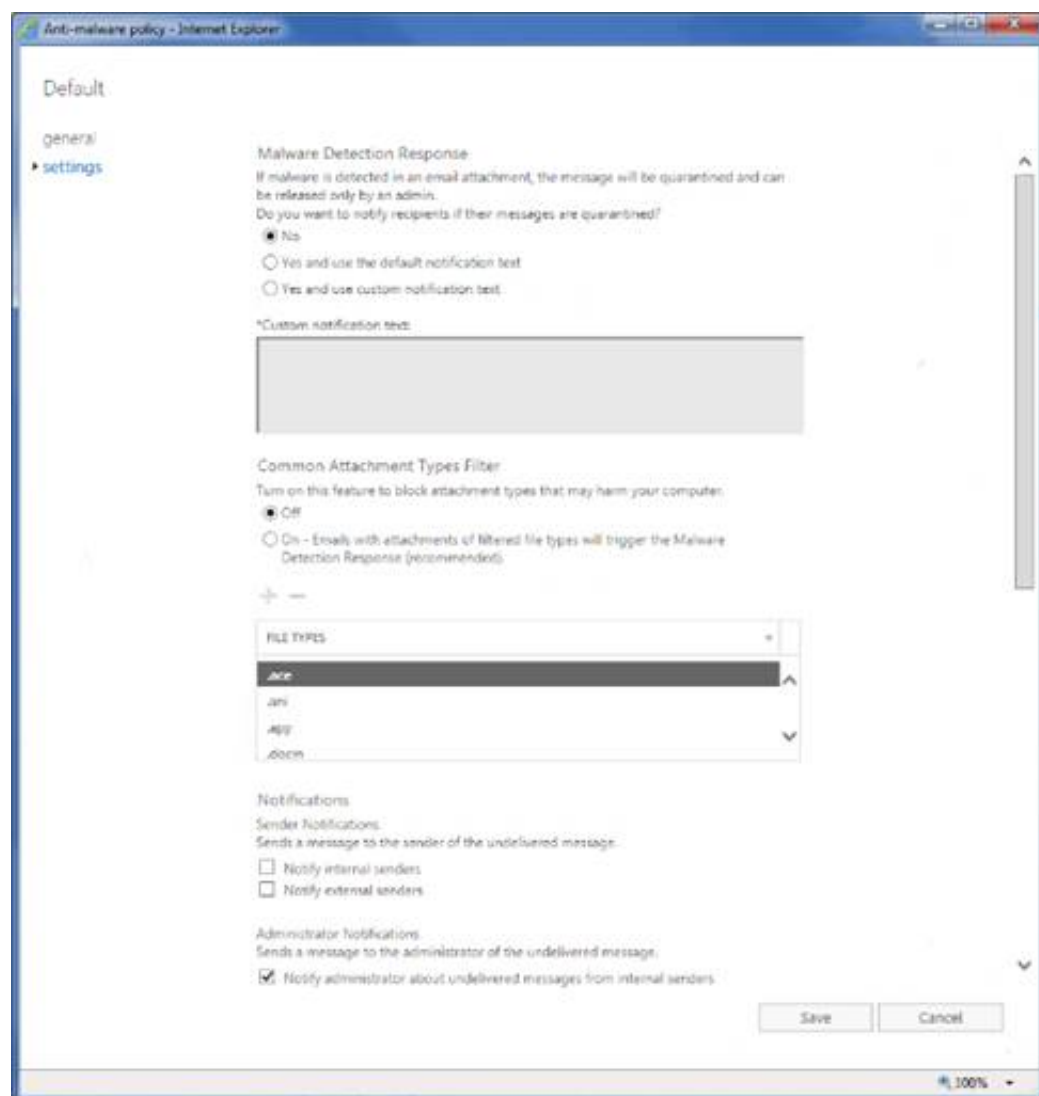
<https://docs.microsoft.com/en-us/microsoft-365/security/office-365-security/office-365-atp?view=o365-worldwi>

NEW QUESTION 50

- (Exam Topic 5)

You have a Microsoft 365 E5 subscription that contains a user named User1.

The subscription has a single anti-malware policy as shown in the following exhibit.



An email message that contains text and two attachments is sent to User1. One attachment is infected with malware. How will the email message and the attachments be processed?

- A. Both attachments will be remove
- B. The email message will be quarantined, and Used will receive an email message without any attachments and an email message that includes the following text: 'Malware was removed.'
- C. The email message will be quarantined, and the message will remain undelivered.
- D. Both attachments will be remove
- E. The email message will be quarantined, and User1 will receive a copy of the message containing the original text and a new attachment that includes the following text: 'Malware was removed.'
- F. The malware-infected attachment will be remove
- G. The email message will be quarantined, and User1 will receive a copy of the message containing only the uninfected attachment.

Answer: C

Explanation:

Reference:

<https://docs.microsoft.com/en-us/microsoft-365/security/office-365-security/anti-malware-protection?view=o366>

NEW QUESTION 51

- (Exam Topic 5)

You have a Microsoft 365 subscription that uses Microsoft Defender for Office 365.

You need to ensure that users are prevented from opening or downloading malicious files from Microsoft Teams, OneDrive, or SharePoint Online. What should you do?

- A. Create a new Anti-malware policy
- B. Configure the Safe Links global settings.
- C. Create a new Anti-phishing policy
- D. Configure the Safe Attachments global settings.

Answer: D

Explanation:

Safe Attachments for SharePoint, OneDrive, and Microsoft Teams

In organizations with Microsoft Defender for Office 365, Safe Attachments for SharePoint, OneDrive, and Microsoft Teams provides an additional layer of protection against malware. After files are asynchronously scanned by the common virus detection engine in Microsoft 365, Safe Attachments opens files in a virtual environment to see what happens (a process known as detonation). Safe Attachments for SharePoint, OneDrive, and Microsoft Teams also helps detect and block existing files that are identified as malicious in team sites and document libraries.

Reference:

<https://learn.microsoft.com/en-us/microsoft-365/security/office-365-security/safe-attachments-for-spo-odfb-team>

NEW QUESTION 54

- (Exam Topic 5)

You have a Microsoft 365 E5 tenant.

You need to ensure that administrators are notified when a user receives an email message that contains malware. The solution must use the principle of least privilege.

Which type of policy should you create and which Microsoft 365 compliance center role is required to create the pokey? To answer, select the appropriate options in the answer area.

NOTE: Each correct selection is worth one point.

Answer Area

QUESTION 55

Which role is required to create a Microsoft Defender for Endpoint policy?

Policy type:

Alert
Threat
Compliance

Role:

Quarantine
Security Administrator
Organization Configuration
Communication Compliance Admin

- A. Mastered
B. Not Mastered

Answer: A

Explanation:

Answer Area

QUESTION 56

- (Exam Topic 5)

You use Microsoft Defender for Endpoint.

You have the Microsoft Defender for Endpoint device groups shown in the following table

Policy type:

Alert
Threat
Compliance

Role:

Quarantine
Security Administrator
Organization Configuration
Communication Compliance Admin

NEW QUESTION 56

- (Exam Topic 5)

You use Microsoft Defender for Endpoint.

You have the Microsoft Defender for Endpoint device groups shown in the following table

Name	Rank	Members
Group1	1	Operating system in Windows 10
Group2	2	Name ends with London
Group3	3	Operating system in Windows Server 2016
Ungrouped machines (default)	Last	Not applicable

You plan to onboard computers to Microsoft Defender for Endpoint as shown in the following table.

Name	Operating system
Computer1-London	Windows 10
Server1-London	Windows Server 2016

Answer Area

QUESTION 57

Which device group should you assign to Computer1-London?

Computer1-London:

Group1
Group2
Group3
Ungrouped machines

QUESTION 58

Which device group should you assign to Server1-London?

Server1-London:

Group1
Group2
Group3
Ungrouped machines

- A. Mastered
B. Not Mastered

Answer: A

Explanation:

Answer Area

QUESTION 59

Which device group should you assign to Computer1-London?

Computer1-London:

Group1
Group2
Group3
Ungrouped machines

Answer Area

Computer1-London:

	▼
Group1	
Group2	
Group3	
Ungrouped machines	

Server1-London:

	▼
Group1	
Group2	
Group3	
Ungrouped machines	

NEW QUESTION 61

- (Exam Topic 5)

You have Windows 10 devices that are managed by using Microsoft Endpoint Manager. You need to configure the security settings in Microsoft Edge. What should you create in Microsoft Endpoint Manager?

- A. an app configuration policy
- B. an app
- C. a device configuration profile
- D. a device compliance policy

Answer: C

Explanation:

Reference:

<https://docs.microsoft.com/en-us/deployedge/configure-edge-with-intune>

NEW QUESTION 65

- (Exam Topic 5)

You have a Microsoft 365 E5 subscription.

Conditional Access is configured to block high-risk sign-ins for all users.

All users are in France and are registered for multi-factor authentication (MFA). Users in the media department will travel to various countries during the next month.

You need to ensure that if the media department users are blocked from signing in while traveling, the users can remediate the issue without administrator intervention. What should you configure?

- A. an exclusion group
- B. the MFA registration policy
- C. named locations
- D. self-service password reset (SSPR)

Answer: D

Explanation:

Self-remediation with self-service password reset

If a user has registered for self-service password reset (SSPR), then they can also remediate their own user risk by performing a self-service password reset.

Reference:

<https://learn.microsoft.com/en-us/azure/active-directory/identity-protection/howto-identity-protection-remediate>

NEW QUESTION 69

- (Exam Topic 5)

HOTSPOT

You have a Microsoft 365 subscription.

You need to review metrics for the following: The daily active users in Microsoft Teams Recent Microsoft service issues

What should you use? To answer, select the appropriate options in the answer area. NOTE: Each correct selection is worth one point.

Answer Area

Teams daily active users:

Microsoft Secure Score
Adoption Score
Service health
Usage reports

Recent Microsoft service issues:

Microsoft Secure Score
Adoption Score
Service health
Usage reports

- A. Mastered
 B. Not Mastered

Answer: A

Explanation:

Box 1: Usage reports

The daily active users in Microsoft Teams

Microsoft 365 Reports in the admin center - Microsoft Teams usage activity

The brand-new Teams usage report gives you an overview of the usage activity in Teams, including the number of active users, channels and messages so you can quickly see how many users across your organization are using Teams to communicate and collaborate. It also includes other Teams specific activities, such as the number of active guests, meetings, and messages.

Box 2: Service Health

Recent Microsoft service issues

You can view the health of your Microsoft services, including Office on the web, Yammer, Microsoft Dynamics CRM, and mobile device management cloud services, on the Service health page in the Microsoft 365 admin center. If you are experiencing problems with a cloud service, you can check the service health to determine whether this is a known issue with a resolution in progress before you call support or spend time troubleshooting.

Reference:

<https://learn.microsoft.com/en-us/microsoft-365/admin/activity-reports/microsoft-teams-usage-activity> <https://learn.microsoft.com/en-us/microsoft-365/enterprise/view-service-health>

NEW QUESTION 73

- (Exam Topic 5)

You have a Microsoft 365 E5 subscription.

You configure a new alert policy as shown in the following exhibit.

How do you want the alert to be triggered?

☐ Every time an activity matches the rule

☐ When the volume of matched activities reaches a threshold

More than or equal to activities

During the last minutes

On

☒ When the volume of matched activities becomes unusual

On

You need to identify the following:

- > How many days it will take to establish a baseline for unusual activity.
- > Whether alerts will be triggered during the establishment of the baseline.

What should you identify? To answer, select the appropriate options in the answer area.

NOTE: Each correct selection is worth one point.

How many days it will take to establish the baseline:

Whether the alerts will be triggered during the establishment of the baseline:

- A. Mastered
- B. Not Mastered

Answer: A

Explanation:

Graphical user interface, text, application Description automatically generated

Reference:

<https://docs.microsoft.com/en-us/microsoft-365/compliance/alert-policies?view=o365-worldwide>

NEW QUESTION 75

- (Exam Topic 5)

You have a Microsoft 365 tenant that contains 100 Windows 10 devices. The devices are managed by using Microsoft Endpoint Manager.

You plan to create two attack surface reduction (ASR) policies named ASR1 and ASR2. ASR1 will be used to configure Microsoft Defender Application Guard.

ASR2 will be used to configure Microsoft Defender SmartScreen.

Which ASR profile type should you use for each policy? To answer, select the appropriate options in the answer area.

NOTE: Each correct selection is worth one point.

ASR1:

ASR2:

- A. Mastered
- B. Not Mastered

Answer: A

Explanation:

Graphical user interface, text, application, chat or text message Description automatically generated

Reference:

<https://docs.microsoft.com/en-us/mem/intune/protect/endpoint-security-asr-policy>

NEW QUESTION 78

- (Exam Topic 5)

Your company has a Microsoft 365 E5 tenant that contains a user named User1. You review the company's compliance score.

You need to assign the following improvement action to User1:Enable self-service password reset. What should you do first?

- A. From Compliance Manager, turn off automated testing.
- B. From the Azure Active Directory admin center, enable self-service password reset (SSPR).
- C. From the Microsoft 365 admin center, modify the self-service password reset (SSPR) settings.
- D. From the Azure Active Directory admin center, add User1 to the Compliance administrator role.

Answer: D

Explanation:

Reference:

<https://docs.microsoft.com/en-us/microsoft-365/compliance/compliance-manager-improvement-actions?view=o>

<https://docs.microsoft.com/en-us/azure/active-directory/fundamentals/active-directory-users-assign-role-azure-p>

NEW QUESTION 79

- (Exam Topic 5)

You have a Microsoft 365 subscription that contains a user named User1.

You need to ensure that User1 can search the Microsoft 365 audit logs from the Security & Compliance admin center.

Which role should you assign to User1?

- A. View-Only Audit Logs in the Security & Compliance admin center
- B. View-Only Audit Logs in the Exchange admin center
- C. Security reader in the Azure Active Directory admin center
- D. Security Reader in the Security & Compliance admin center

Answer: B

Explanation:

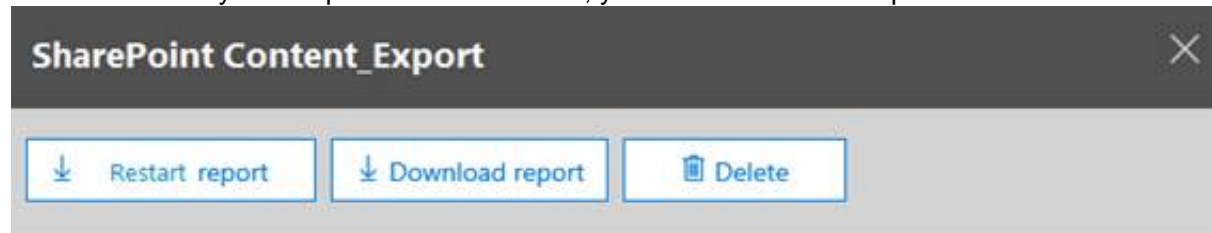
Reference:

<https://docs.microsoft.com/en-us/microsoft-365/compliance/search-the-audit-log-in-security-and-compliance?vi>

NEW QUESTION 80

- (Exam Topic 5)

From the Security & Compliance admin center, you create a content export as shown in the exhibit. (Click the Exhibit tab.)



Status:

The export has completed. You can start downloading the results.

Items included from the search:

All items, excluding ones that have unrecognized format, are encrypted, or weren't indexed for other reasons.

Exchange content format:

One PST file for each mailbox.

De-duplication for Exchange content:

Not enabled.

SharePoint document versions:

Included

Export files in a compressed (zipped) folder:

Yes

The export data was prepared within region:

Default region

Close

Feedback

What will be excluded from the export?

- A. a 10-MB XLSX file
- B. a 5-MB MP3 file
- C. a 5-KB RTF file
- D. an 80-MB PPTX file

Answer: B

Explanation:

Unrecognized file formats are excluded from the search.

Certain types of files, such as Bitmap or MP3 files, don't contain content that can be indexed. As a result, the search indexing servers in Exchange and SharePoint don't perform full-text indexing on these types of files. These types of files are considered to be unsupported file types.

Reference:

<https://docs.microsoft.com/en-us/microsoft-365/compliance/partially-indexed-items-in-content-search?view=o3> <https://docs.microsoft.com/en-us/office365/securitycompliance/export-a-content-search-report>

NEW QUESTION 85

- (Exam Topic 5)

You have a Microsoft 365 E5 subscription.

You plan to implement Microsoft 365 compliance policies to meet the following requirements:

- Identify documents that are stored in Microsoft Teams and SharePoint Online that contain Personally Identifiable Information (PII).

➤ Report on shared documents that contain PII. What should you create?

- A. an alert policy
- B. a data loss prevention (DLP) policy
- C. a retention policy
- D. a Microsoft Cloud App Security policy

Answer: B

Explanation:

Reference:

<https://docs.microsoft.com/en-us/microsoft-365/compliance/dlp-learn-about-dlp?view=o365-worldwide>

NEW QUESTION 89

- (Exam Topic 5)

Your on-premises network contains an Active Directory domain. You have a Microsoft 365 subscription.

You need to sync the domain with the subscription. The solution must meet the following requirements: On-premises Active Directory password complexity policies must be enforced.

Users must be able to use self-service password reset (SSPR) in Azure AD.

What should you use?

- A. password hash synchronization
- B. Azure AD Identity Protection
- C. Azure AD Seamless Single Sign-On (Azure AD Seamless SSO)
- D. pass-through authentication

Answer: D

Explanation:

Azure Active Directory (Azure AD) Pass-through Authentication allows your users to sign in to both on-premises and cloud-based applications using the same passwords.

This feature is an alternative to Azure AD Password Hash Synchronization, which provides the same benefit of cloud authentication to organizations. However, certain organizations wanting to enforce their on-premises Active Directory security and password policies, can choose to use Pass-through Authentication instead.

Note: Azure Active Directory (Azure AD) self-service password reset (SSPR) lets users reset their passwords in the cloud, but most companies also have an on-premises Active Directory Domain Services (AD DS) environment for users. Password writeback allows password changes in the cloud to be written back to an on-premises directory in real time by using either Azure AD Connect or Azure AD Connect cloud sync. When users change or reset their passwords using SSPR in the cloud, the updated passwords also written back to the on-premises AD DS environment.

Password writeback is supported in environments that use the following hybrid identity models: Password hash synchronization

Pass-through authentication

Active Directory Federation Services Reference:

<https://docs.microsoft.com/en-us/azure/active-directory/hybrid/how-to-connect-pta> <https://docs.microsoft.com/en-us/azure/active-directory/authentication/concept-sspr-writeback>

NEW QUESTION 94

- (Exam Topic 5)

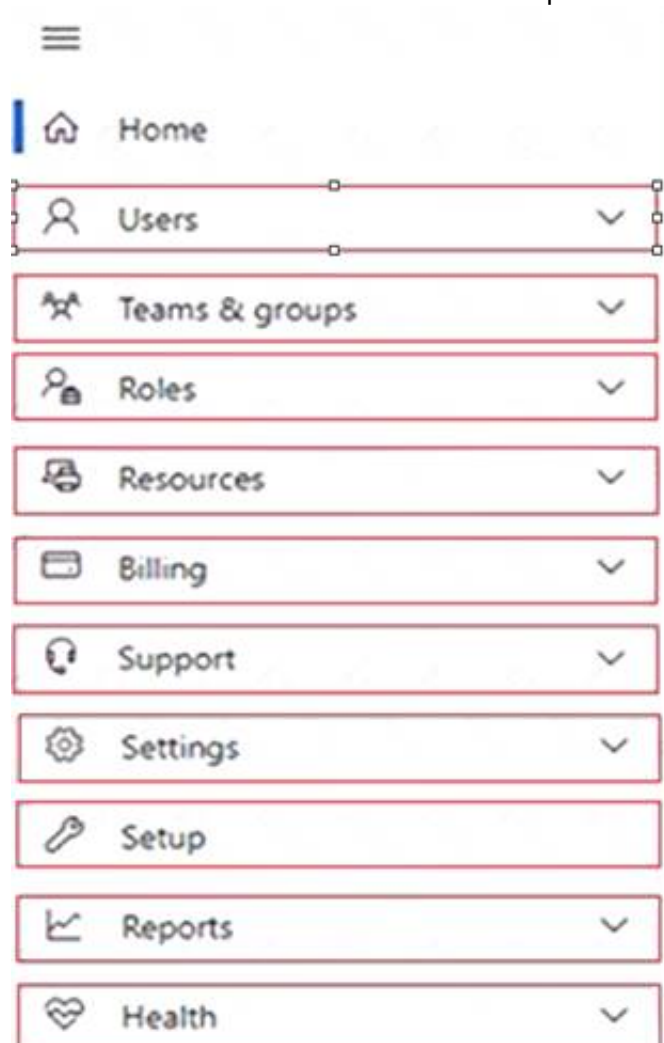
HOTSPOT

Your company has a Microsoft 365 E5 subscription. You need to perform the following tasks:

View the Adoption Score of the company. Create a new service request to Microsoft.

Which two options should you use in the Microsoft 365 admin center? To answer, select the appropriate options in the answer area.

NOTE: Each correct selection is worth one point.



- A. Mastered
- B. Not Mastered

Answer: A

Explanation:

Box 1: Reports

View the Adoption Score of the company. How to enable Adoption Score

To enable Adoption Score:

- > Sign in to the Microsoft 365 admin center as a Global Administrator and go to Reports > Adoption Score
- > Select enable Adoption Score. It can take up to 24 hours for insights to become available. Box 2: Support

Create a new service request to Microsoft.

Sign in to Microsoft 365 with your Microsoft 365 admin account, and select Support > New service request. If you're in the admin center, select Support > New service request.

Reference:

https://learn.microsoft.com/en-us/microsoft-365/admin/adoption/adoption-score https://support.microsoft.com/en-us/topic/contact-microsoft-office-support-fd6bb40e-75b7-6f43-d6f9-c13d1085

NEW QUESTION 95

- (Exam Topic 5)

You have a Microsoft 365 ES tenant.

You have the alerts shown in the following exhibit.

View alerts

Export

Filter

<div></div>	Severity	Alert name	Status	Tags	Category	Activity count	Last occurrence...
<div><div></div><div></div></div>	Medium	Alert1	Active	-	Threat management	2	3 minutes ago
<div><div></div><div></div></div>	High	Alert5	Resolved	-	Permissions	1	8 minutes ago

Use the drop-down menus to select the answer choice that completes each statement based on the information presented in the graphic.
NOTE: Each correct selection is worth one point.

Answer Area

For Alert1, you can change Status to

Investigating only

Investigating or Resolved only

Investigating or Dismissed only

Investigating, Resolved, or Dismissed

For Alert5, you can

not change Status

change Status to Dismissed only

change Status to Dismissed or Active only

change Status to Dismissed or Investigating only

change Status to Dismissed, Investigating, or Active

- A. Mastered
- B. Not Mastered

Answer: A

Explanation:

Answer Area

For Alert1, you can change Status to

Investigating only

Investigating or Resolved only

Investigating or Dismissed only

Investigating, Resolved, or Dismissed

For Alert5, you can

not change Status

change Status to Dismissed only

change Status to Dismissed or Active only

change Status to Dismissed or Investigating only

change Status to Dismissed, Investigating, or Active

NEW QUESTION 100

- (Exam Topic 5)

Note: This question is part of a series of questions that present the same scenario. Each question in the series contains a unique solution that might meet the stated goals. Some question sets might have more than one correct solution, while others might not have a correct solution.

After you answer a question in this section, you will NOT be able to return to it. As a result, these questions will not appear in the review screen.

You have a Microsoft 365 E5 subscription.

You create an account for a new security administrator named SecAdmin1.

You need to ensure that SecAdmin1 can manage Office 365 Advanced Threat Protection (ATP) settings and policies for Microsoft Teams, SharePoint, and OneDrive.

Solution: From the Azure Active Directory admin center, you assign SecAdmin1 the Security administrator role.

Does this meet the goal?

- A. Yes
- B. No

Answer: A

NEW QUESTION 105

- (Exam Topic 5)

Your network contains three Active Directory forests. There are forests trust relationships between the forests. You create an Azure AD tenant.

You plan to sync the on-premises Active Directory to Azure AD.

You need to recommend a synchronization solution. The solution must ensure that the synchronization can complete successfully and as quickly as possible if a single server fails.

What should you include in the recommendation?

- A. one Azure AD Connect sync server and one Azure AD Connect sync server in staging mode
- B. three Azure AD Connect sync servers and one Azure AD Connect sync server in staging mode
- C. six Azure AD Connect sync servers and three Azure AD Connect sync servers in staging mode
- D. three Azure AD Connect sync servers and three Azure AD Connect sync servers in staging mode

Answer: A

Explanation:

Azure AD Connect can be active on only one server. You can install Azure AD Connect on another server for redundancy but the additional installation would need to be in Staging mode. An Azure AD connect installation in Staging mode is configured and ready to go but it needs to be manually switched to Active to perform directory synchronization.

Reference:

<https://docs.microsoft.com/en-us/azure/active-directory/hybrid/how-to-connect-install-custom>

NEW QUESTION 109

- (Exam Topic 5)

You have a Microsoft 365 tenant and a LinkedIn company page.

You plan to archive data from the LinkedIn page to Microsoft 365 by using the LinkedIn connector. Where can you store data from the LinkedIn connector?

- A. a Microsoft OneDrive for Business folder
- B. a Microsoft SharePoint Online document library
- C. a Microsoft 365 mailbox
- D. Azure Files

Answer: C

Explanation:

Reference:

<https://docs.microsoft.com/en-us/microsoft-365/compliance/archive-linkedin-data?view=o365-worldwide>

NEW QUESTION 110

- (Exam Topic 5)

You have a Microsoft 365 E5 subscription.

Users access Microsoft 365 from both their laptop and a corporate Virtual Desktop Infrastructure (VDI) solution.

From Azure AD Identity Protection, you enable a sign-in risk policy.

Users report that when they use the VDI solution, they are regularly blocked when they attempt to access Microsoft 365.

What should you configure?

- A. the Tenant restrictions settings in Azure AD
- B. a trusted location
- C. a Conditional Access policy exclusion
- D. the Microsoft 365 network connectivity settings

Answer: B

Explanation:

There are two types of risk policies in Azure Active Directory (Azure AD) Conditional Access you can set up to automate the response to risks and allow users to self-remediate when risk is detected:

Sign-in risk policy User risk policy

Configured trusted network locations are used by Identity Protection in some risk detections to reduce false positives.

Reference:

<https://learn.microsoft.com/en-us/azure/active-directory/identity-protection/howto-identity-protection-configure-> <https://learn.microsoft.com/en-us/azure/active-directory/conditional-access/location-condition>

NEW QUESTION 112

- (Exam Topic 5)

Note: This question is part of a series of questions that present the same scenario. Each question in the series contains a unique solution that might meet the stated goals. Some question sets might have more than one correct solution, while others might not have a correct solution.

After you answer a question in this section, you will NOT be able to return to it. As a result, these questions will not appear in the review screen.

You have a Microsoft 365 E5 subscription.

You create an account for a new security administrator named SecAdmin1.

You need to ensure that SecAdmin1 can manage Microsoft Defender for Office 365 settings and policies for Microsoft Teams, SharePoint, and OneDrive.

Solution: From the Microsoft Entra admin center, you assign SecAdmin1 the Security Administrator role.

Does this meet the goal?

- A. Yes
- B. No

Answer: A

Explanation:

You need to assign the Security Administrator role. Reference:
<https://docs.microsoft.com/en-us/microsoft-365/security/office-365-security/office-365-atp>

NEW QUESTION 115

- (Exam Topic 5)

You have a Microsoft 365 E5 subscription that contains the users shown in the following table.

Name	Member of Microsoft 365 role group
Admin1	Content Explorer List viewer Content Explorer Content viewer
Admin2	Security Administrator Content Explorer List Viewer

You have labels in Microsoft 365 as shown in the following table.

Name	Type
Label1	Sensitivity
Label2	Retention

The content in Microsoft 365 is assigned labels as shown in the following table.

Name	Type	Label
File1	File in SharePoint Online	Label1
Mail1	Email message in Exchange Online	Label2

You have labels in Microsoft 365 as shown in the following table.

For each of the following statements, select Yes if the statement is true. Otherwise, select No.

Answer Area

Statements	Yes	No
Admin1 can view the contents of File1 by using Content explorer.	<input type="radio"/>	<input type="radio"/>
Admin2 can view the contents of File1 by using Content explorer.	<input type="radio"/>	<input type="radio"/>
Admin2 can use Content explorer to verify that Label2 is assigned to Mail1.	<input type="radio"/>	<input type="radio"/>

- A. Mastered
 B. Not Mastered

Answer: A

Explanation:

Answer Area

Statements	Yes	No
Admin1 can view the contents of File1 by using Content explorer.	<input checked="" type="radio"/>	<input type="radio"/>
Admin2 can view the contents of File1 by using Content explorer.	<input type="radio"/>	<input checked="" type="radio"/>
Admin2 can use Content explorer to verify that Label2 is assigned to Mail1.	<input type="radio"/>	<input checked="" type="radio"/>

NEW QUESTION 118

- (Exam Topic 5)

HOTSPOT

			progress	actions	actions			
SP800	15444	Incomplete	72%	3 of 450 completed	887 of 887 completed	Group1	Microsoft 365	NIST 800-53
Data Protection Baseline	14370	Incomplete	70%	3 of 489 completed	835 of 835 completed	Group2	Microsoft 365	Data Protection Baseline

The SP800 assessment has the improvement actions shown in the following table.

Answer Area

Statements	Yes	No
Establish a threat intelligence program will appear as Implemented in the SP800 assessment.	<input type="radio"/>	<input type="radio"/>
The SP800 assessment score will increase by 54 points.	<input type="radio"/>	<input type="radio"/>
The Data Protection Baseline score will increase by 9 points.	<input type="radio"/>	<input type="radio"/>

- A. Mastered
 B. Not Mastered

Answer: A

Explanation:
 Answer Area

Statements	Yes	No
Establish a threat intelligence program will appear as Implemented in the SP800 assessment.	<input type="radio"/>	<input checked="" type="radio"/>
The SP800 assessment score will increase by 54 points.	<input type="radio"/>	<input checked="" type="radio"/>
The Data Protection Baseline score will increase by 9 points.	<input type="radio"/>	<input checked="" type="radio"/>

NEW QUESTION 121

- (Exam Topic 5)

Your network contains an on-premises Active Directory domain named contoso.com. The domain contains the objects shown in the following table.

Name	Configuration
Group1	Global security group
User1	Enabled user account
User2	Disabled user account

You configure Azure AD Connect to sync contoso.com to Azure AD. Which objects will sync to Azure AD?

- A. Group1 only
- B. User1 and User2 only
- C. Group1 and User1 only
- D. Group1, User1, and User2

Answer: D

Explanation:

Disabled accounts

Disabled accounts are synchronized as well to Azure AD. Disabled accounts are common to represent resources in Exchange, for example conference rooms. The exception is users with a linked mailbox; as previously mentioned, these will never provision an account to Azure AD.

The assumption is that if a disabled user account is found, then we won't find another active account later and the object is provisioned to Azure AD with the userPrincipalName and sourceAnchor found. In case another active account will join to the same metaverse object, then its userPrincipalName and sourceAnchor will be used.

Reference:

<https://learn.microsoft.com/en-us/azure/active-directory/hybrid/connect/concept-azure-ad-connect-sync-user-and>

NEW QUESTION 125

- (Exam Topic 5)

You have a Microsoft 365 subscription.

Your company has a customer ID associated to each customer. The customer IDs contain 10 numbers followed by 10 characters. The following is a sample customer ID: 12-456-7890-abc-de-fghij.

You plan to create a data loss prevention (DLP) policy that will detect messages containing customer IDs. D18912E1457D5D1DDCBD40AB3BF70D5D

What should you create to ensure that the DLP policy can detect the customer IDs?

- A. a sensitive information type
- B. a sensitivity label
- C. a supervision policy
- D. a retention label

Answer: A

Explanation:

Reference:

<https://docs.microsoft.com/en-us/microsoft-365/compliance/custom-sensitive-info-types?view=o365-worldwide>

NEW QUESTION 130

- (Exam Topic 5)

You have a Microsoft 365 E5 subscription.

You plan to implement Microsoft Purview policies to meet the following requirements:

Identify documents that are stored in Microsoft Teams and SharePoint that contain Personally Identifiable Information (PII).

Report on shared documents that contain PII. What should you create?

- A. a data loss prevention (DLP) policy
- B. a retention policy
- C. an alert policy
- D. a Microsoft Defender for Cloud Apps policy

Answer: A

Explanation:

Demonstrate data protection

Protection of personal information in Microsoft 365 includes using data loss prevention (DLP) capabilities. With DLP policies, you can automatically protect

sensitive information across Microsoft 365.

There are multiple ways you can apply the protection. Educating and raising awareness to where EU resident data is stored in your environment and how your employees are permitted to handle it represents one level of information protection using Office 365 DLP.

In this phase, you create a new DLP policy and demonstrate how it gets applied to the IBANs.docx file you stored in SharePoint Online in Phase 2 and when you attempt to send an email containing IBANs.

- > From the Security & Compliance tab of your browser, click Home.
- > Click Data loss prevention > Policy.
- > Click + Create a policy.
- > In Start with a template or create a custom policy, click Custom > Custom policy > Next.
- > In Name your policy, provide the following details and then click Next: a. Name: EU Citizen PII Policy
- b. Description: Protect the personally identifiable information of European citizens
- > Etc. Reference:

<https://learn.microsoft.com/en-us/compliance/regulatory/gdpr-discovery-protection-reporting-in-office365-dev-t>

NEW QUESTION 135

- (Exam Topic 5)

You have a Microsoft 365 subscription.

Your network uses an IP address space of 51.40.15.0/24.

An Exchange Online administrator recently created a role named Role1 from a computer on the network. You need to identify the name of the administrator by using an audit log search.

For which activities should you search and by which field should you filter in the audit log search? To answer, select the appropriate options in the answer area.

NOTE: Each correct selection is worth one point.

Activities to search for:

	▼
Exchange mailbox activities	
Site administration activities	
Show results for all activities	
Role administration activities	

Field to filter by:

	▼
Item	
User	
Detail	
IP address	

- A. Mastered
- B. Not Mastered

Answer: A

Explanation:

Activities to search for:

	▼
Exchange mailbox activities	
Site administration activities	
Show results for all activities	
Role administration activities	

Field to filter by:

	▼
Item	
User	
Detail	
IP address	

NEW QUESTION 137

- (Exam Topic 5)

You have a Microsoft 365 E5 subscription.

You need to create Conditional Access policies to meet the following requirements:

All users must use multi-factor authentication (MFA) when they sign in from outside the corporate network.

Users must only be able to sign in from outside the corporate network if the sign-in originates from a compliant device.

All users must be blocked from signing in from outside the United States and Canada.

Only users in the R&D department must be blocked from signing in from both Android and iOS devices. Only users in the finance department must be able to sign in to an Azure AD enterprise application named

App1. All other users must be blocked from signing in to App1.

What is the minimum number of Conditional Access policies you should create?

- A. 3
- B. 4
- C. 5
- D. 6
- E. 7
- F. 8

Answer: B

Explanation:

* Only users in the finance department must be able to sign in to an Azure AD enterprise application named App1. All other users must be blocked from signing in to App1.
 One Policy.
 * Only users in the R&D department must be blocked from signing in from both Android and iOS devices. One Policy.
 * Users must only be able to sign in from outside the corporate network if the sign-in originates from a compliant device.
 All users must use multi-factor authentication (MFA) when they sign in from outside the corporate network. One policy
 * All users must be blocked from signing in from outside the United States and Canada. Only users in the R&D department must be blocked from signing in from both Android One Policy
 Reference:
<https://learn.microsoft.com/en-us/azure/active-directory/conditional-access/plan-conditional-access>

NEW QUESTION 142

- (Exam Topic 5)

You have a Microsoft 365 subscription that uses Microsoft Defender for Office 365. You need to configure policies to meet the following requirements:

- > Customize the common attachments filter.
- > Enable impersonation protection for sender domains.

Which type of policy should you configure for each requirement? To answer, drag the appropriate policy types to the correct requirements. Each policy type may be used once, more than once, or not at all. You may need to drag the split bar between panes or scroll to view content.

NOTE: Each correct selection is worth one point.

Policy Types	Answer Area
<div>Anti-malware</div> <div>Anti-phishing</div> <div>Anti-spam</div> <div>Safe Attachments</div>	<div>Customize the common attachments filter: <input type="text"/></div> <div>Enable impersonation protection for sender domains: <input type="text"/></div>

- A. Mastered
- B. Not Mastered

Answer: A

Explanation:

A close-up of a question Description automatically generated

Box 1: Anti-malware

Customize the common attachments filter. See step 5 below.

- * 1. Use the Microsoft 365 Defender portal to create anti-malware policies

In the Microsoft 365 Defender portal at <https://security.microsoft.com>, go to Email & Collaboration > Policies & Rules > Threat policies > Anti-Malware in the Policies section. To go directly to the Anti-malware page, use <https://security.microsoft.com/antimalwarev2>

- * 2. On the Anti-malware page, select Create to open the new anti-malware policy wizard. On the Name your policy page, configure these settings:

Name: Enter a unique, descriptive name for the policy. Description: Enter an optional description for the policy.

- * 3. When you're finished on the Name your policy page, select Next.

- * 4. On the Users and domains page, identify the internal recipients that the policy applies to (recipient conditions)

- * 5. On the Protection settings page, configure the following settings: Protection settings section:

Enable the common attachments filter: If you select this option, messages with the specified attachments are treated as malware and are automatically quarantined. You can modify the list by clicking Customize file types and selecting or deselecting values in the list.

- * 6. Etc.

Box 2: Anti-phishing

Enable impersonation protection for sender domains. Anti-phishing policies in Microsoft 365

The high-level differences between anti-phishing policies in EOP and anti-phishing policies in Defender for Office 365 are described in the following table:

Feature	Anti-phishing policies in EOP	Anti-phishing policies in Defender for Office 365
Automatically created default policy	✓	✓
Create custom policies	✓	✓
Common policy settings*	✓	✓
Spoof settings	✓	✓
First contact safety tip	✓	✓
Impersonation settings		✓
Advanced phishing thresholds		✓

Reference:

<https://learn.microsoft.com/en-us/microsoft-365/security/office-365-security/anti-malware-policies-configure> <https://learn.microsoft.com/en-us/microsoft-365/security/office-365-security/anti-phishing-policies-about>

NEW QUESTION 143

- (Exam Topic 5)

You have a Microsoft 365 E5 subscription.

You need to compare the current Safe Links configuration to the Microsoft recommended configurations. What should you use?

- A. Microsoft Purview
- B. Azure AD Identity Protection
- C. Microsoft Secure Score
- D. the configuration analyzer

Answer: C

NEW QUESTION 144

- (Exam Topic 5) You have a Microsoft 365 E5 tenant. You configure sensitivity labels.

Users report that the Sensitivity button is unavailable in Microsoft Word for the web. The sensitivity button is available in Word for Microsoft 365.

You need to ensure that the users can apply the sensitivity labels when they use Word for the web. What should you do?

- A. Copy policies from Azure information Protection to the Microsoft 365 Compliance center
- B. Publish the sensitivity labels.
- C. Create an auto-labeling policy
- D. Enable sensitivity labels for files in Microsoft SharePoint Online and OneDrive.

Answer: B

NEW QUESTION 146

- (Exam Topic 5)

You have a Microsoft 365 subscription that uses an Azure AD tenant named contoso.com. The tenant contains the users shown in the following table.

Name	Role
User1	Exchange Administrator
User2	User Administrator
User3	Global Administrator
User4	None

You add another user named User5 to the User Administrator role. You need to identify which two management tasks User5 can perform.

Which two tasks should you identify? Each correct answer presents a complete solution.

NOTE: Each correct selection is worth one point.

- A. Delete User2 and User4 only.
- B. Reset the password of User4 only
- C. Reset the password of any user in Azure AD.
- D. Delete User1, User2, and User4 only.
- E. Reset the password of User2 and User4 only.
- F. Delete any user in Azure AD.

Answer: AE

Explanation:

Users with the User Administrator role can create users and manage all aspects of users with some restrictions (see below).

Only on users who are non-admins or in any of the following limited admin roles:

- Directory Readers
- Guest Inviter
- Helpdesk Administrator
- Message Center Reader
- Reports Reader
- User Administrator Reference:

<https://docs.microsoft.com/en-us/azure/active-directory/users-groups-roles/directory-assign-admin-roles#availab>

NEW QUESTION 148

- (Exam Topic 5)

You have a Microsoft 365 E5 tenant.

industry regulations require that the tenant comply with the ISO 27001 standard. You need to evaluate the tenant based on the standard

- A. From Policy in the Azure portal, select Compliance, and then assign a pokey
- B. From Compliance Manager, create an assessment
- C. From the Microsoft J6i compliance center, create an audit retention policy.
- D. From the Microsoft 365 admin center enable the Productivity Score.

Answer: B

NEW QUESTION 150

- (Exam Topic 5)

You have device compliance policies shown in the following table.

Name	Platform	Assignment
Policy1	Windows 10 and later	Device1
Policy2	Windows 10 and later	Device1
Policy3	Windows 10 and later	Device2
Policy4	Windows 10 and later	Device2
Policy5	iOS/iPadOS	Device3
Policy6	iOS/iPadOS	Device3

The device compliance state for each policy is shown in the following table.

Policy	State
Policy1	Compliant
Policy2	In grace period
Policy3	Compliant
Policy4	Not compliant
Policy5	In grace period
Policy6	Compliant

NOTE: Each correct selection is worth one point.

Answer Area

Statements	Yes	No
Device1 has an overall compliance state of Compliant.	<input type="radio"/>	<input type="radio"/>
Device2 has an overall compliance state of Not compliant.	<input type="radio"/>	<input type="radio"/>
Device3 has an overall compliance state of In grace period.	<input type="radio"/>	<input type="radio"/>

- A. Mastered
- B. Not Mastered

Answer: A

Explanation:

Answer Area

Statements	Yes	No
Device1 has an overall compliance state of Compliant.	<input checked="" type="radio"/>	<input type="radio"/>
Device2 has an overall compliance state of Not compliant.	<input checked="" type="radio"/>	<input type="radio"/>
Device3 has an overall compliance state of In grace period.	<input checked="" type="radio"/>	<input type="radio"/>

NEW QUESTION 152

- (Exam Topic 5)

Your on-premises network contains an Active Directory domain and a Microsoft Endpoint Configuration Manager site. You have a Microsoft 365 E5 subscription that uses Microsoft Intune. You use Azure AD Connect to sync user objects and group objects to Azure Directory (Azure AD) Password hash synchronization is disabled. You plan to implement co-management. You need to configure Azure AD Connect and the domain to support co-management. What should you do? To answer, select the appropriate options in the answer area. NOTE: Each correct selection is worth one point.

Answer Area

To configure Azure AD Connect:

Configure hybrid Azure AD join.

Enable device writeback.

Enable password hash synchronization.

To configure the domain:

Add an alternative UPN suffix.

Register a service connection point.

Register a service principal name (SPN).

- A. Mastered
- B. Not Mastered

Answer: A

Explanation:

Answer Area

To configure Azure AD Connect:

Configure hybrid Azure AD join.

Enable device writeback.

Enable password hash synchronization.

To configure the domain:

Add an alternative UPN suffix.

Register a service connection point.

Register a service principal name (SPN).

NEW QUESTION 154

- (Exam Topic 5)

You have a Microsoft 365 subscription. You suspect that several Microsoft Office 365 applications or services were recently updated. You need to identify which applications or services were recently updated. What are two possible ways to achieve the goal? Each correct answer presents a complete solution. NOTE: Each correct selection is worth one point.

- A. From the Microsoft 365 admin center review the Service health blade
- B. From the Microsoft 365 admin center, review the Message center blade.

- C. From the Microsoft 365 admin center review the Products blade.
- D. From the Microsoft 365 Admin mobile app, review the messages.

Answer: BD

Explanation:

The Message center in the Microsoft 365 admin center is where you would go to view a list of the features that were recently updated in the tenant. This is where Microsoft posts official messages with information including new and changed features, planned maintenance, or other important announcements. The messages displayed in the Message center can also be viewed by using the Office 365 Admin mobile app. Reference:
<https://docs.microsoft.com/en-us/office365/admin/manage/message-center> <https://docs.microsoft.com/en-us/office365/admin/admin-overview/admin-mobile-app>

NEW QUESTION 159

- (Exam Topic 5)

You have a Microsoft 365 subscription.

You need to identify which administrative users performed eDiscovery searches during the past week. What should you do from the Security & Compliance admin center?

- A. Perform a content search
- B. Create a supervision policy
- C. Create an eDiscovery case
- D. Perform an audit log search

Answer: D

NEW QUESTION 163

- (Exam Topic 5)

HOTSPOT

You have a Microsoft 365 E5 subscription that contains a user named User1. Azure AD Password Protection is configured as shown in the following exhibit.

Custom smart lockout

Lockout threshold 15

Lockout duration in seconds 600

Custom banned passwords

Enforce custom list Yes No

Custom banned password list 3hundred
Eleven
Falcon
Project
Tailspin

Password protection for Windows Server Active Directory

Enable password protection on Windows Server Active Directory Yes No

Mode Enforced Audit

User1 attempts to update their password to the following passwords:

- > F@lcon
- > Project22
- > T4il\$pin45dg4

Use the drop-down menus to select the answer choice that completes each statement based on the information presented in the graphic.

NOTE: Each correct selection is worth one point.

Answer Area

[Answer choice] will be accepted as a password.

Only T4il\$pin45dg4
Only F@lcon and T4il\$pin45dg4
Only Project22 and T4il\$pin45dg4
F@lcon, Project22, and T4il\$pin45dg4

If User1 enters the same wrong password 15 times, waits 11 minutes, and then enters the same wrong password again, the user [answer choice].

will be locked out
will trigger a user risk
can attempt to sign in again immediately

- A. Mastered
- B. Not Mastered

Answer: A

Explanation:

Box 1: Only T4il\$pin45dg4

Box 2: can attempt to sign in immediately Note: Manage Azure AD smart lockout values

Based on your organizational requirements, you can customize the Azure AD smart lockout values. Customization of the smart lockout settings, with values

specific to your organization, requires Azure AD Premium P1 or higher licenses for your users. Customization of the smart lockout settings is not available for Azure China 21Vianet tenants.

To check or modify the smart lockout values for your organization, complete the following steps:

- > Sign in to the Entra portal.
- > Search for and select Azure Active Directory, then select Security > Authentication methods > Password protection.
- > Set the Lockout threshold, based on how many failed sign-ins are allowed on an account before its first lockout.
- > The default is 10 for Azure Public tenants and 3 for Azure US Government tenants.
- > Set the Lockout duration in seconds, to the length in seconds of each lockout.
- > The default is 60 seconds (one minute).

If the first sign-in after a lockout period has expired also fails, the account locks out again. If an account locks repeatedly, the lockout duration increases.

Reference:

<https://learn.microsoft.com/en-us/azure/active-directory/authentication/howto-password-smart-lockout>

NEW QUESTION 167

- (Exam Topic 5)

You have a Microsoft 365 tenant that contains 1,000 Windows 10 devices. The devices are enrolled in Microsoft Intune.

Company policy requires that the devices have the following configurations:

- > Require complex passwords.
- > Require the encryption of removable data storage devices.
- > Have Microsoft Defender Antivirus real-time protection enabled.

You need to configure the devices to meet the requirements. What should you use?

- A. an app configuration policy
- B. a compliance policy
- C. a security baseline profile
- D. a conditional access policy

Answer: B

Explanation:

Reference:

<https://docs.microsoft.com/en-us/mem/intune/protect/device-compliance-get-started>

NEW QUESTION 170

- (Exam Topic 5)

You have a Microsoft 365 tenant that contains 1,000 iOS devices enrolled in Microsoft Intune. You plan to purchase volume-purchased apps and deploy the apps to the devices. You need to track used licenses and manage the apps by using Intune. What should you use to purchase the apps?

- A. Microsoft Store for Business
- B. Apple Business Manager
- C. Apple iTunes Store
- D. Apple Configurator

Answer: B

Explanation:

Reference:

<https://docs.microsoft.com/en-us/mem/intune/apps/vpp-apps-ios>

NEW QUESTION 171

- (Exam Topic 5)

Your company has a Microsoft 365 subscription. you implement sensitivity labels for your company.

You need to automatically protect email messages that contain the word Confidential in the subject line. What should you create?

- A. a sharing policy from the Exchange admin center
- B. a mail flow rule from the Exchange admin center
- C. a message DLP rule from the Microsoft 365 security center
- D. a data loss prevention (DLP) policy from the Microsoft 365 compliance center

Answer: B

NEW QUESTION 174

- (Exam Topic 5)

You have a Microsoft E5 subscription.

You need to ensure that administrators who need to manage Microsoft Exchange Online are assigned the Exchange Administrator role for five hours at a time. What should you implement?

- A. Azure AD Privileged Identity Management (PIM)
- B. a conditional access policy
- C. a communication compliance policy
- D. Azure AD Identity Protection
- E. groups that have dynamic membership

Answer: A

Explanation:

Reference:

<https://docs.microsoft.com/en-us/azure/active-directory/privileged-identity-management/pim-how-to-change-def>

NEW QUESTION 176

- (Exam Topic 5)

You have a Microsoft 365 E5 tenant that contains the resources shown in the following table.

Name	Type
Mailbox1	Microsoft Exchange Online mailbox
Account1	Microsoft OneDrive account
Site1	Microsoft SharePoint Online site
Channel	Microsoft Teams channel

To which resources can you apply a sensitivity label by using an auto-labeling policy?

- A. Mailbox1 and Site1 only
- B. Mailbox1, Account1, and Site1 only
- C. Account1 and Site1 only
- D. Mailbox1, Account1, Site1, and Channel1
- E. Account1, Site1, and Channel1 only

Answer: E

Explanation:

Reference:

<https://docs.microsoft.com/en-us/microsoft-365/compliance/sensitivity-labels?view=o365-worldwide>

NEW QUESTION 179

- (Exam Topic 5)

You have a Microsoft 365 E5 subscription that uses Microsoft Intune and contains the devices shown in the following table.

Name	Platform	Intune
Device1	iOS	Enrolled
Device2	macOS	Not enrolled

You need to onboard Device1 and Device2 to Microsoft Defender for Endpoint.

What should you use to onboard each device? To answer, select the appropriate options in the answer area. NOTE: Each correct selection is worth one point.

Answer Area

Device1:

Microsoft Endpoint Manager
A local script
Group Policy
Microsoft Endpoint Manager
An app from the Google Play store
Integration with Microsoft Defender for Cloud

Device2:

A local script
A local script
Group Policy
Microsoft Endpoint Manager
An app from the Google Play store
Integration with Microsoft Defender for Cloud

- A. Mastered
- B. Not Mastered

Answer: A

Explanation:

Answer Area

Device1:

Microsoft Endpoint Manager
A local script
Group Policy
Microsoft Endpoint Manager
An app from the Google Play store
Integration with Microsoft Defender for Cloud

Device2:

A local script
A local script
Group Policy
Microsoft Endpoint Manager
An app from the Google Play store
Integration with Microsoft Defender for Cloud

NEW QUESTION 184

- (Exam Topic 5)

You have a Microsoft 365 E5 tenant.

You have a sensitivity label configured as shown in the Sensitivity label exhibit. (Click the Sensitivity label tab.)

Review your settings and finish

Name
Sensitivity1

Display name
Sensitivity1

Description for users
Sensitivity1

Scope
File.Email

Encryption

Content marking
Watermark: Watermark
Header: Header

Auto-labeling

Group settings

Site settings

Auto-labeling for database columns
None

You have an auto-labeling policy as shown in the Auto-labeling policy exhibit. (Click the Auto-labeling policy tab.)

Auto-labeling policy

Edit Policy Delete Policy

Policy name
Auto-labeling policy

Description

Label in simulation
Sensitivity1

Info to label
IP Address

Apply to content in these locations
Exchange email All

Rules for auto-applying this label
Exchange email 1 rule

Mode
On

Comment

A user sends an email that contains the components shown in the following table.

Type	File	Includes IP address
Mail body	Not applicable	No
Attachment	File1.docx	Yes
Attachment	File2.xml	Yes

For each of the following statements, select Yes if the statement is true. Otherwise, select No.
NOTE: Each correct selection is worth one point.

Statements	Yes	No
Sensitivity1 is applied to the email.	<input type="radio"/>	<input type="radio"/>
A watermark is added to File1.docx.	<input type="radio"/>	<input type="radio"/>
A header is added to File2.xml.	<input type="radio"/>	<input type="radio"/>

- A. Mastered
- B. Not Mastered

Answer: A

Explanation:
Graphical user interface, text, application Description automatically generated

Reference:

<https://docs.microsoft.com/en-us/microsoft-365/compliance/apply-sensitivity-label-automatically?view=o365-w>

NEW QUESTION 186

- (Exam Topic 5)

You have a Microsoft 365 E5 subscription.

All users have Mac computers. All the computers are enrolled in Microsoft Endpoint Manager and onboarded to Microsoft Defender Advanced Threat Protection (Microsoft Defender ATP). You need to configure Microsoft Defender ATP on the computers. What should you create from the Endpoint Management admin center?

- A. a device configuration profile
- B. an update policy for iOS
- C. a Microsoft Defender ATP baseline profile
- D. a mobile device management (MDM) security baseline profile

Answer: A

Explanation:

Reference:

<https://docs.microsoft.com/en-us/mem/intune/protect/advanced-threat-protection-configure>

NEW QUESTION 188

- (Exam Topic 5)

HOTSPOT

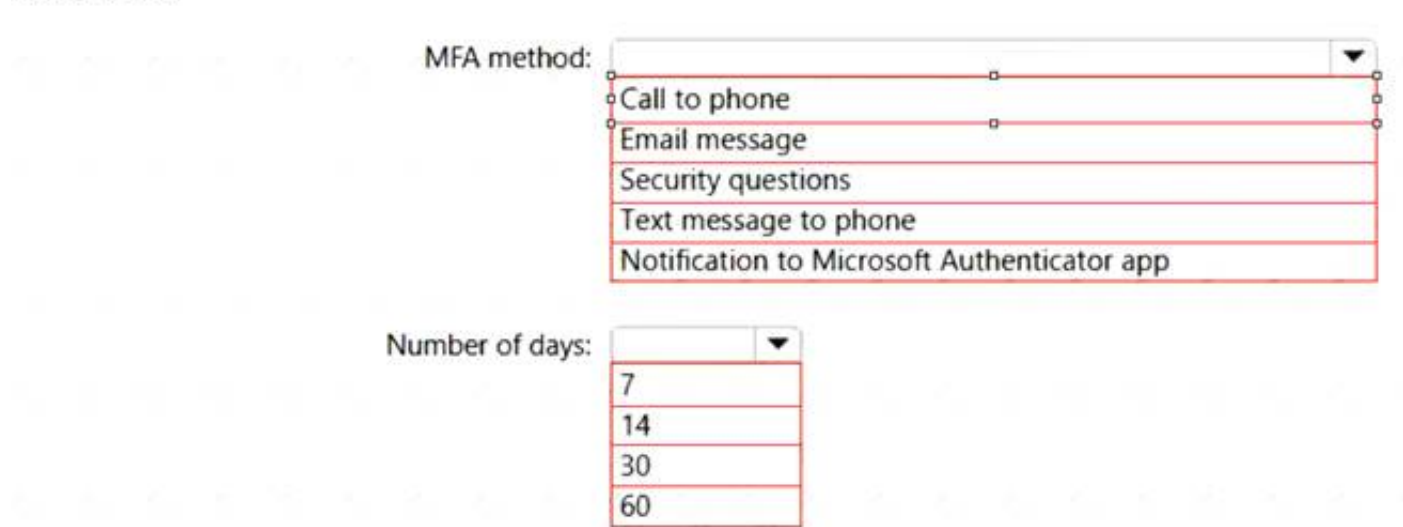
You have a new Microsoft 365 E5 tenant. Enable Security defaults is set to Yes.

A user signs in to the tenant for the first time.

Which multi-factor authentication (MFA) method can the user use, and how many days does the user have to register for MFA? To answer, select the appropriate options in the answer area.

NOTE: Each correct selection is worth one point.

Answer Area



The screenshot shows a configuration interface for Multi-Factor Authentication (MFA). It includes a label "MFA method:" followed by a dropdown menu. The dropdown is open, showing five options: "Call to phone", "Email message", "Security questions", "Text message to phone", and "Notification to Microsoft Authenticator app". Below this is a label "Number of days:" followed by a list box. The list box contains four options: "7", "14", "30", and "60".

- A. Mastered
- B. Not Mastered

Answer: A

Explanation:

Box 1: Notification to Microsoft Authenticator app

Do users have 14 days to register for Azure AD Multi-Factor Authentication?

Users have 14 days to register for MFA with the Microsoft Authenticator app from their smart phones, which begins from the first time they sign in after security defaults has been enabled. After 14 days have passed, the user won't be able to sign in until MFA registration is completed.

Box 2: 14

Azure AD Identity Protection will prompt your users to register the next time they sign in interactively and they'll have 14 days to complete registration. During this 14-day period, they can bypass registration if MFA isn't required as a condition, but at the end of the period they'll be required to register before they can complete the sign-in process.

Reference:

<https://learn.microsoft.com/en-us/microsoft-365/solutions/empower-people-to-work-remotely-secure-sign-in> <https://learn.microsoft.com/en-us/azure/active-directory/identity-protection/howto-identity-protection-configure>

NEW QUESTION 192

- (Exam Topic 5)

You have a Microsoft 365 E5 tenant.

You create a retention label named Retention1 as shown in the following exhibit.

Review your settings

Name Retention1	Edit
Description for admins	Edit
Description for users	Edit
File plan descriptors Reference Id:1 Business function/department Legal Category: Compliance Authority type: Legal	Edit
Retention 7 years Retain only Based on when it was created	Edit

[Back](#)[Create this label](#)[Cancel](#)

When users attempt to apply Retention1, the label is unavailable. You need to ensure that Retention1 is available to all the users. What should you do?

- A. Create a new label policy
- B. Modify the Authority type setting for Retention!
- C. Modify the Business function/department setting for Retention 1.
- D. Use a file plan CSV template to import Retention1.

Answer: A

Explanation:

Reference:

<https://docs.microsoft.com/en-us/microsoft-365/compliance/create-apply-retention-labels?view=o365-worldwid>

NEW QUESTION 196

.....

Thank You for Trying Our Product

We offer two products:

1st - We have Practice Tests Software with Actual Exam Questions

2nd - Questions and Answers in PDF Format

MS-102 Practice Exam Features:

- * MS-102 Questions and Answers Updated Frequently
- * MS-102 Practice Questions Verified by Expert Senior Certified Staff
- * MS-102 Most Realistic Questions that Guarantee you a Pass on Your FirstTry
- * MS-102 Practice Test Questions in Multiple Choice Formats and Updatesfor 1 Year

100% Actual & Verified — Instant Download, Please Click
[Order The MS-102 Practice Test Here](#)