

## Exam Questions 300-715

Implementing and Configuring Cisco Identity Services Engine (SISE)

<https://www.2passeasy.com/dumps/300-715/>



NEW QUESTION 1

Select and Place

uses username and password for authentication

uses certificates for authentication

changes credentials through the admin portal

supports fragmentation after the tunnel is established

uses the X.509 format

supports auto-enrollment for obtaining credentials

PEAP-MSCHAPv2

PEAP-EAP-TLS

- A. Mastered
- B. Not Mastered

Answer: A

Explanation:

uses username and password for authentication

uses certificates for authentication

changes credentials through the admin portal

supports fragmentation after the tunnel is established

uses the X.509 format

supports auto-enrollment for obtaining credentials

PEAP-MSCHAPv2

uses username and password for authentication

changes credentials through the admin portal

supports fragmentation after the tunnel is established

PEAP-EAP-TLS

uses certificates for authentication

uses the X.509 format

supports auto-enrollment for obtaining credentials

NEW QUESTION 2

What is a restriction of a standalone Cisco ISE node deployment?

- A. Only the Policy Service persona can be disabled on the node.
- B. The domain name of the node cannot be changed after installation.
- C. Personas are enabled by default and cannot be edited on the node.
- D. The hostname of the node cannot be changed after installation.

Answer: C

NEW QUESTION 3

Which two external identity stores support EAP-TLS and PEAP-TLS? (Choose two.)

- A. Active Directory
- B. RADIUS Token
- C. Internal Database
- D. RSA SecurID
- E. LDAP

**Answer:** AE

#### NEW QUESTION 4

A network administrator notices that after a company-wide shut down, many users cannot connect their laptops to the corporate SSID. What must be done to permit access in a timely manner?

- A. Authenticate the user's system to the secondary Cisco ISE node and move this user to the primary with the renewed certificate.
- B. Connect this system as a guest user and then redirect the web auth protocol to log in to the network.
- C. Add a certificate issue from the CA server, revoke the expired certificate, and add the new certificate in system.
- D. Allow authentication for expired certificates within the EAP-TLS section under the allowed protocols.

**Answer:** A

#### NEW QUESTION 5

An engineer is implementing Cisco ISE and needs to configure 802.1X. The port settings are configured for port-based authentication. Which command should be used to complete this configuration?

- A. dot1x pae authenticator
- B. dot1x system-auth-control
- C. authentication port-control auto
- D. aaa authentication dot1x default group radius

**Answer:** B

#### Explanation:

<https://www.cisco.com/c/en/us/td/docs/switches/lan/catalyst4500/12-2/31sg/configuration/guide/conf/dot1x>.

#### NEW QUESTION 6

In which two ways can users and endpoints be classified for TrustSec? (Choose Two.)

- A. VLAN
- B. SXP
- C. dynamic
- D. QoS
- E. SGACL

**Answer:** AE

#### NEW QUESTION 7

A network engineer needs to deploy 802.1x using Cisco ISE in a wired network environment where thin clients download their system image upon bootup using PXE. For which mode must the switch ports be configured?

- A. closed
- B. restricted
- C. monitor
- D. low-impact

**Answer:** D

#### NEW QUESTION 8

What is a valid status of an endpoint attribute during the device registration process?

- A. block listed
- B. pending
- C. unknown
- D. DenyAccess

**Answer:** B

#### NEW QUESTION 9

An engineer is configuring Cisco ISE to reprofile endpoints based only on new requests of INIT-REBOOT and SELECTING message types. Which probe should be used to accomplish this task?

- A. MMAP
- B. DNS
- C. DHCP
- D. RADIUS

**Answer:** C

#### NEW QUESTION 10

An engineer is working with a distributed deployment of Cisco ISE and needs to configure various network probes to collect a set of attributes from the endpoints on the network. Which node should be used to accomplish this task?

- A. PSN

- B. primary PAN
- C. pxGrid
- D. MnT

**Answer:** A

#### NEW QUESTION 10

An administrator is configuring new probes to use with Cisco ISE and wants to use metadata to help profile the endpoints. The metadata must contain traffic information relating to the endpoints instead of industry-standard protocol information Which probe should be enabled to meet these requirements?

- A. NetFlow probe
- B. DNS probe
- C. DHCP probe
- D. SNMP query probe

**Answer:** C

#### Explanation:

<http://www.network-node.com/blog/2016/1/2/ise-20-profiling>

#### NEW QUESTION 11

An engineer is configuring a dedicated SSID for onboarding devices. Which SSID type accomplishes this configuration?

- A. dual
- B. hidden
- C. broadcast
- D. guest

**Answer:** A

#### Explanation:

<https://community.cisco.com/t5/security-documents/ise-byod-dual-vs-single-ssid-onboarding/ta-p/3641422>

[https://www.youtube.com/watch?v=HH\\_Xasqd9k4&ab\\_channel=CiscoISE-IdentityServicesEngine](https://www.youtube.com/watch?v=HH_Xasqd9k4&ab_channel=CiscoISE-IdentityServicesEngine)

[http://www.labminutes.com/sec0053\\_ise\\_1\\_1\\_byod\\_wireless\\_onboarding\\_dual\\_ssid](http://www.labminutes.com/sec0053_ise_1_1_byod_wireless_onboarding_dual_ssid)

#### NEW QUESTION 14

An engineer is configuring Cisco ISE and needs to dynamically identify the network endpoints and ensure that endpoint access is protected. Which service should be used to accomplish this task?

- A. Profiling
- B. Guest access
- C. Client provisioning
- D. Posture

**Answer:** A

#### NEW QUESTION 15

Which two methods should a sponsor select to create bulk guest accounts from the sponsor portal? (Choose two )

- A. Random
- B. Monthly
- C. Daily
- D. Imported
- E. Known

**Answer:** AD

#### NEW QUESTION 18

A policy is being created in order to provide device administration access to the switches on a network. There is a requirement to ensure that if the session is not actively being used, after 10 minutes, it will be disconnected. Which task must be configured in order to meet this requirement?

- A. session timeout
- B. idle time
- C. monitor
- D. set attribute as

**Answer:** A

#### Explanation:

[https://www.cisco.com/c/en/us/td/docs/security/ise/2-4/admin\\_guide/b\\_ISE\\_admin\\_guide\\_24/m\\_admin\\_ac](https://www.cisco.com/c/en/us/td/docs/security/ise/2-4/admin_guide/b_ISE_admin_guide_24/m_admin_ac)

#### NEW QUESTION 23

Which use case validates a change of authorization?

- A. An authenticated, wired EAP-capable endpoint is discovered

- B. An endpoint profiling policy is changed for authorization policy.
- C. An endpoint that is disconnected from the network is discovered
- D. Endpoints are created through device registration for the guests

**Answer:** B

**Explanation:**

[https://www.cisco.com/c/en/us/td/docs/security/ise/1-2/user\\_guide/ise\\_user\\_guide/ise\\_prof\\_pol.html](https://www.cisco.com/c/en/us/td/docs/security/ise/1-2/user_guide/ise_user_guide/ise_prof_pol.html)

**NEW QUESTION 28**

An administrator is configuring posture with Cisco ISE and wants to check that specific services are present on the workstations that are attempting to access the network. What must be configured to accomplish this goal?

- A. Create a registry posture condition using a non-OPSWAT API version.
- B. Create an application posture condition using a OPSWAT API version.
- C. Create a compound posture condition using a OPSWAT API version.
- D. Create a service posture condition using a non-OPSWAT API version.

**Answer:** D

**NEW QUESTION 30**

What does a fully distributed Cisco ISE deployment include?

- A. PAN and PSN on the same node while MnTs are on their own dedicated nodes.
- B. PAN and MnT on the same node while PSNs are on their own dedicated nodes.
- C. All Cisco ISE personas on their own dedicated nodes.
- D. All Cisco ISE personas are sharing the same node.

**Answer:** A

**Explanation:**

[https://www.cisco.com/c/en/us/td/docs/security/ise/2-4/admin\\_guide/b\\_ISE\\_admin\\_guide\\_24/m\\_setup\\_cisco\\_is](https://www.cisco.com/c/en/us/td/docs/security/ise/2-4/admin_guide/b_ISE_admin_guide_24/m_setup_cisco_is)

**NEW QUESTION 31**

An engineer is migrating users from MAB to 802.1X on the network. This must be done during normal business hours with minimal impact to users. Which CoA method should be used?

- A. Port Bounce
- B. Port Shutdown
- C. Session Termination
- D. Session Reauthentication

**Answer:** D

**NEW QUESTION 35**

An organization wants to standardize the 802 1X configuration on their switches and remove static ACLs on the switch ports while allowing Cisco ISE to communicate to the switch what access to provide What must be configured to accomplish this task?

- A. security group tag within the authorization policy
- B. extended access-list on the switch for the client
- C. port security on the switch based on the client's information
- D. dynamic access list within the authorization profile

**Answer:** A

**Explanation:**

[https://www.cisco.com/c/en/us/td/docs/security/ise/1-2/user\\_guide/ise\\_user\\_guide/ise\\_sga\\_pol.html#](https://www.cisco.com/c/en/us/td/docs/security/ise/1-2/user_guide/ise_user_guide/ise_sga_pol.html#)

**NEW QUESTION 38**

An administrator is configuring RADIUS on a Cisco switch with a key set to Cisc403012128 but is receiving the error “Authentication failed: 22040 Wrong password or invalid shared secret. “what must be done to address this issue?

- A. Add the network device as a NAD inside Cisco ISE using the existing key.
- B. Configure the key on the Cisco ISE instead of the Cisco switch.
- C. Use a key that is between eight and ten characters.
- D. Validate that the key is correct on both the Cisco switch as well as Cisco ISE.

**Answer:** D

**NEW QUESTION 41**

An engineer is configuring web authentication using non-standard ports and needs the switch to redirect traffic to the correct port. Which command should be used to accomplish this task?

- A. permit tcp any any eq <port number>
- B. aaa group server radius proxy
- C. ip http port <port number>

D. aaa group server radius

**Answer:** C

#### NEW QUESTION 42

A network engineer is configuring a network device that needs to filter traffic based on security group tags using a security policy on a routed into this task?

- A. cts authorization list
- B. cts role-based enforcement
- C. cts cache enable
- D. cts role-based policy priority-static

**Answer:** B

#### NEW QUESTION 45

A network engineer has been tasked with enabling a switch to support standard web authentication for Cisco ISE. This must include the ability to provision for URL redirection on authentication Which two commands must be entered to meet this requirement? (Choose two)

- A. Ip http secure-authentication
- B. Ip http server
- C. Ip http redirection
- D. Ip http secure-server
- E. Ip http authentication

**Answer:** BD

#### Explanation:

[https://www.cisco.com/en/US/docs/switches/lan/catalyst3850/software/release/3.2\\_0\\_se/multibook/configuratio](https://www.cisco.com/en/US/docs/switches/lan/catalyst3850/software/release/3.2_0_se/multibook/configuratio)

#### NEW QUESTION 46

An engineer is testing Cisco ISE policies in a lab environment with no support for a deployment server. In order to push supplicant profiles to the workstations for testing, firewall ports will need to be opened. From which Cisco ISE persona should this traffic be originating?

- A. monitoring
- B. policy service
- C. administration
- D. authentication

**Answer:** B

#### NEW QUESTION 48

During a 802 1X deployment, an engineer must identify failed authentications without causing problems for the connected endpoint. Which command will successfully achieve this"

- A. dot1x system-auth-control
- B. dot1x pae authenticator
- C. authentication open
- D. authentication port-control auto

**Answer:** C

#### NEW QUESTION 50

In a Cisco ISE split deployment model, which load is split between the nodes?

- A. AAA
- B. network admission
- C. log collection
- D. device admission

**Answer:** A

#### Explanation:

[https://www.cisco.com/c/en/us/td/docs/security/ise/2-6/install\\_guide/b\\_ise\\_InstallationGuide26.pdf](https://www.cisco.com/c/en/us/td/docs/security/ise/2-6/install_guide/b_ise_InstallationGuide26.pdf)

#### NEW QUESTION 53

An engineer needs to configure Cisco ISE Profiling Services to authorize network access for IP speakers that require access to the intercom system. This traffic needs to be identified if the ToS bit is set to 5 and the destination IP address is the intercom system. What must be configured to accomplish this goal?

- A. NMAP
- B. NETFLOW
- C. pxGrid
- D. RADIUS

**Answer:** B

#### NEW QUESTION 54

What is a requirement for Feed Service to work?

- A. TCP port 3080 must be opened between Cisco ISE and the feed server
- B. Cisco ISE has a base license.
- C. Cisco ISE has access to an internal server to download feed update
- D. Cisco ISE has Internet access to download feed update

**Answer:** C

#### NEW QUESTION 58

An engineer is configuring sponsored guest access and needs to limit each sponsored guest to a maximum of two devices. There are other guest services in production that rely on the default guest types. How should this configuration change be made without disrupting the other guest services currently offering three or more guest devices per user?

- A. Create an ISE identity group to add users to and limit the number of logins via the group configuration.
- B. Create a new guest type and set the maximum number of devices sponsored guests can register
- C. Create an LDAP login for each guest and tag that in the guest portal for authentication.
- D. Create a new sponsor group and adjust the settings to limit the devices for each guest.

**Answer:** D

#### NEW QUESTION 62

What is the minimum certainty factor when creating a profiler policy?

- A. the minimum number that a predefined condition provides
- B. the maximum number that a predefined condition provides
- C. the minimum number that a device certainty factor must reach to become a member of the profile
- D. the maximum number that a device certainty factor must reach to become a member of the profile

**Answer:** C

#### NEW QUESTION 66

Which two components are required for creating a Native Supplicant Profile within a BYOD flow? (Choose two)

- A. Windows Settings
- B. Connection Type
- C. iOS Settings
- D. Redirect ACL
- E. Operating System

**Answer:** BE

#### Explanation:

[https://www.cisco.com/c/en/us/td/docs/security/ise/2-1/admin\\_guide/b\\_ise\\_admin\\_guide\\_21/b\\_ise\\_admin\\_](https://www.cisco.com/c/en/us/td/docs/security/ise/2-1/admin_guide/b_ise_admin_guide_21/b_ise_admin_)

#### NEW QUESTION 69

A security administrator is using Cisco ISE to create a BYOD onboarding solution for all employees who use personal devices on the corporate network. The administrator generates a Certificate Signing Request and signs the request using an external Certificate Authority server. Which certificate usage option must be selected when importing the certificate into ISE?

- A. RADIUS
- B. DLTS
- C. Portal
- D. Admin

**Answer:** C

#### NEW QUESTION 70

Which two endpoint compliance statuses are possible? (Choose two.)

- A. unknown
- B. known
- C. invalid
- D. compliant
- E. valid

**Answer:** AD

#### NEW QUESTION 75

An administrator needs to give the same level of access to the network devices when users are logging into them using TACACS+ However, the administrator must restrict certain commands based on one of three user roles that require different commands How is this accomplished without creating too many objects using Cisco ISE?

- A. Create one shell profile and multiple command sets.
- B. Create multiple shell profiles and multiple command sets.

- C. Create one shell profile and one command set.
- D. Create multiple shell profiles and one command set

**Answer:** A

**Explanation:**

[https://www.cisco.com/c/en/us/td/docs/security/ise/2-1/admin\\_guide/b\\_ise\\_admin\\_guide\\_21/b\\_ise\\_admin\\_guide](https://www.cisco.com/c/en/us/td/docs/security/ise/2-1/admin_guide/b_ise_admin_guide_21/b_ise_admin_guide)  
[https://www.youtube.com/watch?v=IIZwB71Szog&ab\\_channel=JasonMaynard](https://www.youtube.com/watch?v=IIZwB71Szog&ab_channel=JasonMaynard)

**NEW QUESTION 79**

An engineer is using Cisco ISE and configuring guest services to allow wireless devices to access the network. Which action should accomplish this task?

- A. Create the redirect ACL on the WLC and add it to the WLC policy
- B. Create the redirect ACL on the WLC and add it to the Cisco ISE policy.
- C. Create the redirect ACL on Cisco ISE and add it to the WLC policy
- D. Create the redirect ACL on Cisco ISE and add it to the Cisco ISE Policy

**Answer:** B

**NEW QUESTION 84**

An organization wants to split their Cisco ISE deployment to separate the device administration functionalities from the mam deployment. For this to work, the administrator must deregister any nodes that will become a part of the new deployment, but the button for this option is grayed out Which configuration is causing this behavior?

- A. One of the nodes is an active PSN.
- B. One of the nodes is the Primary PAN
- C. All of the nodes participate in the PAN auto failover.
- D. All of the nodes are actively being synched.

**Answer:** B

**Explanation:**

[https://www.cisco.com/c/en/us/td/docs/security/ise/2-7/admin\\_guide/b\\_ise\\_27\\_admin\\_guide/b\\_ISE\\_admin\\_27\\_](https://www.cisco.com/c/en/us/td/docs/security/ise/2-7/admin_guide/b_ise_27_admin_guide/b_ISE_admin_27_)

**NEW QUESTION 88**

An administrator needs to connect ISE to Active Directory as an external authentication source and allow the proper ports through the firewall. Which two ports should be opened to accomplish this task? (Choose two)

- A. TELNET 23
- B. LDAP 389
- C. HTTP 80
- D. HTTPS 443
- E. MSRPC 445

**Answer:** BE

**NEW QUESTION 90**

Which two default endpoint identity groups does Cisco ISE create? (Choose two )

- A. block list
- B. endpoint
- C. profiled
- D. allow list
- E. unknown

**Answer:** CE

**Explanation:**

[https://www.cisco.com/c/en/us/td/docs/security/ise/2-1/admin\\_guide/b\\_ise\\_admin\\_guide\\_21/b\\_ise\\_admin\\_guide](https://www.cisco.com/c/en/us/td/docs/security/ise/2-1/admin_guide/b_ise_admin_guide_21/b_ise_admin_guide)

Default Endpoint Identity Groups Created for Endpoints Cisco ISE creates the following five endpoint identity groups by default: Blacklist, GuestEndpoints, Profiled, RegisteredDevices, and Unknown. In addition, it creates two more identity groups, such as Cisco-IP-Phone and Workstation, which are associated to the Profiled (parent) identity group. A parent group is the default identity group that exists in the system.

Cisco ISE creates the following endpoint identity groups:

- Blacklist—This endpoint identity group includes endpoints that are statically assigned to this group in Cisco ISE and endpoints that are block listed in the device registration portal. An authorization profile can be defined in Cisco ISE to permit, or deny network access to endpoints in this group.
- GuestEndpoints—This endpoint identity group includes endpoints that are used by guest users.
- Profiled—This endpoint identity group includes endpoints that match endpoint profiling policies except Cisco IP phones and workstations in Cisco ISE.
- RegisteredDevices—This endpoint identity group includes endpoints, which are registered devices that are added by an employee through the devices registration portal. The profiling service continues to profile these devices normally when they are assigned to this group. Endpoints are statically assigned to this group in Cisco ISE, and the profiling service cannot reassign them to any other identity group. These devices will appear like any other endpoint in the endpoints list. You can edit, delete, and block these devices that you added through the device registration portal from the endpoints list in the Endpoints page in Cisco ISE. Devices that you have blocked in the device registration portal are assigned to the Blacklist endpoint identity group, and an authorization profile that exists in Cisco ISE redirects blocked devices to a URL, which displays “Unauthorised Network Access”, a default portal page to the blocked devices.
- Unknown—This endpoint identity group includes endpoints that do not match any profile in Cisco ISE. In addition to the above system created endpoint identity groups, Cisco ISE creates the following endpoint identity groups, which are associated to the Profiled identity group:
  - Cisco-IP-Phone—An identity group that contains all the profiled Cisco IP phones on your network.

➤ Workstation—An identity group that contains all the profiled workstations on your network.

#### NEW QUESTION 94

What are two components of the posture requirement when configuring Cisco ISE posture? (Choose two)

- A. updates
- B. remediation actions
- C. Client Provisioning portal
- D. conditions
- E. access policy

**Answer:** BD

#### NEW QUESTION 96

Which Cisco ISE service allows an engineer to check the compliance of endpoints before connecting to the network?

- A. personas
- B. qualys
- C. nexpose
- D. posture

**Answer:** D

#### Explanation:

[https://www.cisco.com/c/en/us/td/docs/security/ise/2-1/admin\\_guide/b\\_ise\\_admin\\_guide\\_21/b\\_ise\\_admin\\_guide](https://www.cisco.com/c/en/us/td/docs/security/ise/2-1/admin_guide/b_ise_admin_guide_21/b_ise_admin_guide) Posture is a service in Cisco Identity Services Engine (Cisco ISE) that allows you to check the state, also known as posture, of all the endpoints that are connecting to a network for compliance with corporate security policies. This allows you to control clients to access protected areas of a network.

#### NEW QUESTION 97

Which two fields are available when creating an endpoint on the context visibility page of Cisco IS? (Choose two)

- A. Policy Assignment
- B. Endpoint Family
- C. Identity Group Assignment
- D. Security Group Tag
- E. IP Address

**Answer:** AC

#### NEW QUESTION 102

Refer to the exhibit.

```
Switch(config)# aaa new-model
Switch(config)# aaa authentication dot1x default group radius
Switch(config)# aaa authorization network default group radius
```

A network engineers configuring the switch to accept downloadable ACLs from a Cisco ISC server Which two commands should be run to complete the configuration? (Choose two)

- A. aaa authorization auth-proxy default group radius
- B. radius server vsa sand authentication
- C. radius-server attribute 8 include-in-access-req
- D. ip device tracking
- E. dot1x system-auth-control

**Answer:** BC

#### NEW QUESTION 105

What service can be enabled on the Cisco ISE node to identify the types of devices connecting to a network?

- A. MAB
- B. profiling
- C. posture
- D. central web authentication

**Answer:** B

#### NEW QUESTION 110

An engineer deploys Cisco ISE and must configure Active Directory to then use information from Active Directory in an authorization policy. Which two components must be configured, in addition to Active Directory groups, to achieve this goal? (Choose two )

- A. Active Directory External Identity Sources
- B. Library Condition for External Identit
- C. External Groups

- D. Identity Source Sequences  
 E. LDAP External Identity SourcesE Library Condition for Identity Group: User Identity Group

**Answer:** AB

#### NEW QUESTION 111

An engineer needs to export a file in CSV format, encrypted with the password C1\$c0438563935, and contains users currently configured in Cisco ISE. Drag and drop the steps from the left into the sequence on the right to complete this task.

Click Export Selected, click Key, and enter the password.	1
Click Administration, and then click Identity Management.	2
Click Start Export, and then click OK.	3
Click Identities, click Users, and then select the list of users.	4

- A. Mastered  
 B. Not Mastered

**Answer:** A

#### Explanation:

Graphical user interface, text, application Description automatically generated

#### NEW QUESTION 115

An administrator is adding network devices for a new medical building into Cisco ISE. These devices must be in a network device group that is identifying them as "Medical Switch" so that the policies can be made separately for the endpoints connecting through them. Which configuration item must be changed in the network device within Cisco ISE to accomplish this goal?

- A. Change the device type to Medical Switch.  
 B. Change the device profile to Medical Switch.  
 C. Change the model name to Medical Switch.  
 D. Change the device location to Medical Switch.

**Answer:** A

#### NEW QUESTION 120

Which permission is common to the Active Directory Join and Leave operations?

- A. Create a Cisco ISE machine account in the domain if the machine account does not already exist  
 B. Remove the Cisco ISE machine account from the domain.  
 C. Set attributes on the Cisco ISE machine account  
 D. Search Active Directory to see if a Cisco ISE machine account already exists.

**Answer:** D

#### Explanation:

[https://www.cisco.com/c/en/us/td/docs/security/ise/2-0/ise\\_active\\_directory\\_integration/b\\_ISE\\_AD\\_integration\\_](https://www.cisco.com/c/en/us/td/docs/security/ise/2-0/ise_active_directory_integration/b_ISE_AD_integration_)

#### NEW QUESTION 125

An administrator is configuring sponsored guest access using Cisco ISE Access must be restricted to the sponsor portal to ensure that only necessary employees can issue sponsored accounts and employees must be classified to do so What must be done to accomplish this task?

- A. Configure an identity-based access list in Cisco ISE to restrict the users allowed to login  
 B. Edit the sponsor portal to only accept members from the selected groups  
 C. Modify the sponsor groups assigned to reflect the desired user groups  
 D. Create an authorization rule using the Guest Flow condition to authorize the administrators

**Answer:** C

#### NEW QUESTION 126

What does the dot1x system-auth-control command do?

- A. causes a network access switch not to track 802.1x sessions  
 B. globally enables 802.1x  
 C. enables 802.1x on a network access device interface  
 D. causes a network access switch to track 802.1x sessions

**Answer:** B

**Explanation:**

<https://www.cisco.com/c/en/us/td/docs/switches/lan/catalyst4500/XE3-8-0E/15-24E/configuration/guide/xe-380>

**NEW QUESTION 129**

An engineer needs to configure a compliance policy on Cisco ISE to ensure that the latest encryption software is running on the C drive of all endpoints. Drag and drop the configuration steps from the left into the sequence on the right to accomplish this task.

**Answer Area**

select Posture and Disk Encryption Condition	step 1
access the Disk Encryption Condition window	step 2
select the Encryption settings	step 3
access Policy Elements and Conditions	step 4

- A. Mastered
- B. Not Mastered

**Answer:** A

**Explanation:**

Diagram Description automatically generated

**NEW QUESTION 132**

Which RADIUS attribute is used to dynamically assign the inactivity active timer for MAB users from the Cisco ISE node'?

- A. radius-server timeout
- B. session-timeout
- C. idle-timeout
- D. termination-action

**Answer:** C

**NEW QUESTION 134**

An engineer needs to configure a Cisco ISE server to issue a CoA for endpoints already authenticated to access the network. The CoA option must be enforced on a session, even if there are multiple active sessions on a port. What must be configured to accomplish this task?

- A. the Reauth CoA option in the Cisco ISE system profiling settings enabled
- B. an endpoint profiling policy with the No CoA option enabled
- C. an endpoint profiling policy with the Port Bounce CoA option enabled
- D. the Port Bounce CoA option in the Cisco ISE system profiling settings enabled

**Answer:** A

**NEW QUESTION 137**

An engineer needs to configure a new certificate template in the Cisco ISE Internal Certificate Authority to prevent BYOD devices from needing to re-enroll when their MAC address changes. Which option must be selected in the Subject Alternative Name field?

- A. Common Name and GUID
- B. MAC Address and GUID
- C. Distinguished Name
- D. Common Name

**Answer:** B

**Explanation:**

The engineer needs to select the option of MAC Address and GUID in the Subject Alternative Name field when configuring a new certificate template in the Cisco ISE Internal Certificate Authority to prevent BYOD devices from needing to re-enroll when their MAC address changes.

**NEW QUESTION 139**

An engineer is implementing network access control using Cisco ISE and needs to separate the traffic based on the network device ID and use the IOS device

sensor capability. Which probe must be used to accomplish this task?

- A. HTTP probe
- B. NetFlow probe
- C. network scan probe
- D. RADIUS probe

**Answer:** D

**Explanation:**

<https://www.cisco.com/c/en/us/support/docs/security/identity-services-engine/200292-Configure-Device-Sensor> <http://www.network-node.com/blog/2016/1/2/ise-20-profiling>

**NEW QUESTION 143**

What is a valid guest portal type?

- A. Sponsored-Guest
- B. My Devices
- C. Sponsor
- D. Captive-Guest

**Answer:** A

**NEW QUESTION 147**

An administrator must block access to BYOD endpoints that were onboarded without a certificate and have been reported as stolen in the Cisco ISE My Devices Portal. Which condition must be used when configuring an authorization policy that sets DenyAccess permission?

- A. Endpoint Identity Group is Blocklist, and the BYOD state is Registered.
- B. Endpoint Identify Group is Blocklist, and the BYOD state is Pending.
- C. Endpoint Identity Group is Blocklist, and the BYOD state is Lost.
- D. Endpoint Identity Group is Blocklist, and the BYOD state is Reinstate.

**Answer:** A

**Explanation:**

[https://www.cisco.com/c/en/us/td/docs/security/ise/2-6/admin\\_guide/b\\_ISE\\_26\\_admin\\_guide/b\\_ISE\\_admin\\_26\\_](https://www.cisco.com/c/en/us/td/docs/security/ise/2-6/admin_guide/b_ISE_26_admin_guide/b_ISE_admin_26_)

**NEW QUESTION 148**

A company manager is hosting a conference. Conference participants must connect to an open guest SSID and only use a preassigned code that they enter into the guest portal prior to gaining access to the network. How should the manager configure Cisco ISE to accomplish this goal?

- A. Create entries in the guest identity group for all participants.
- B. Create an access code to be entered in the AUP page.
- C. Create logins for each participant to give them sponsored access.
- D. Create a registration code to be entered on the portal splash page.

**Answer:** B

**NEW QUESTION 151**

A network administrator is configuring client provisioning resource policies for client machines and must ensure that an agent pop-up is presented to the client when attempting to connect to the network Which configuration item needs to be added to allow for this'?

- A. the client provisioning URL in the authorization policy
- B. a temporal agent that gets installed onto the system
- C. a remote posture agent proxying the network connection
- D. an API connection back to the client

**Answer:** C

**NEW QUESTION 154**

An organization is implementing Cisco ISE posture services and must ensure that a host-based firewall is in place on every Windows and Mac computer that attempts to access the network They have multiple vendors' firewall applications for their devices, so the engineers creating the policies are unable to use a specific application check in order to validate the posture for this What should be done to enable this type of posture check?

- A. Use the file registry condition to ensure that the firewal is installed and running appropriately.
- B. Use a compound condition to look for the Windows or Mac native firewall applications.
- C. Enable the default rewall condition to check for any vendor rewall application.
- D. Enable the default application condition to identify the applications installed and validade the rewall app.

**Answer:** C

**Explanation:**

[https://www.youtube.com/watch?v=6Kj8P8Hn7dY&t=109s&ab\\_channel=CiscoISE-IdentityServicesEngine](https://www.youtube.com/watch?v=6Kj8P8Hn7dY&t=109s&ab_channel=CiscoISE-IdentityServicesEngine)

**NEW QUESTION 158**

Drag and drop the configuration steps from the left into the sequence on the right to install two Cisco ISE nodes in a distributed deployment.

Register the secondary node.	1
Define personas for the secondary node.	2
Enable Administration and Monitoring personas on the first node.	3
Configure the first node as the primary node.	4

- A. Mastered
- B. Not Mastered

Answer: A

Explanation:  
Graphical user interface, text, application, email Description automatically generated

NEW QUESTION 159

Which two ports do network devices typically use for CoA? (Choose two)

- A. 443
- B. 19005
- C. 8080
- D. 3799
- E. 1700

Answer: DE

NEW QUESTION 164

An engineer is designing a BYOD environment utilizing Cisco ISE for devices that do not support native supplicants Which portal must the security engineer configure to accomplish this task?

- A. MDM
- B. Client provisioning
- C. My devices
- D. BYOD

Answer: C

Explanation:  
https://www.cisco.com/c/en/us/td/docs/security/ise/2-2/admin\_guide/b\_ise\_admin\_guide\_22/b\_ise\_admin\_guide

NEW QUESTION 168

Refer to the exhibit.



An organization recently implemented network device administration using Cisco ISE. Upon testing the ability to access all of the required devices, a user in the Cisco ISE group IT Admins is attempting to login to a device in their organization's finance department but is unable to. What is the problem?

- A. The IT training rule is taking precedence over the IT Admins rule.
- B. The authorization conditions wrongly allow IT Admins group no access to finance devices.
- C. The finance location is not a condition in the policy set.
- D. The authorization policy doesn't correctly grant them access to the finance devices.

Answer: D

#### NEW QUESTION 172

What sends the redirect ACL that is configured in the authorization profile back to the Cisco WLC?

- A. Cisco-av-pair
- B. Class attribute
- C. Event
- D. State attribute

**Answer:** A

#### NEW QUESTION 175

An organization is adding new profiling probes to the system to improve profiling on Oseo ISE. The probes must support a common network management protocol to receive information about the endpoints and the ports to which they are connected. What must be configured on the network device to accomplish this goal?

- A. ARP
- B. SNMP
- C. WCCP
- D. ICMP

**Answer:** B

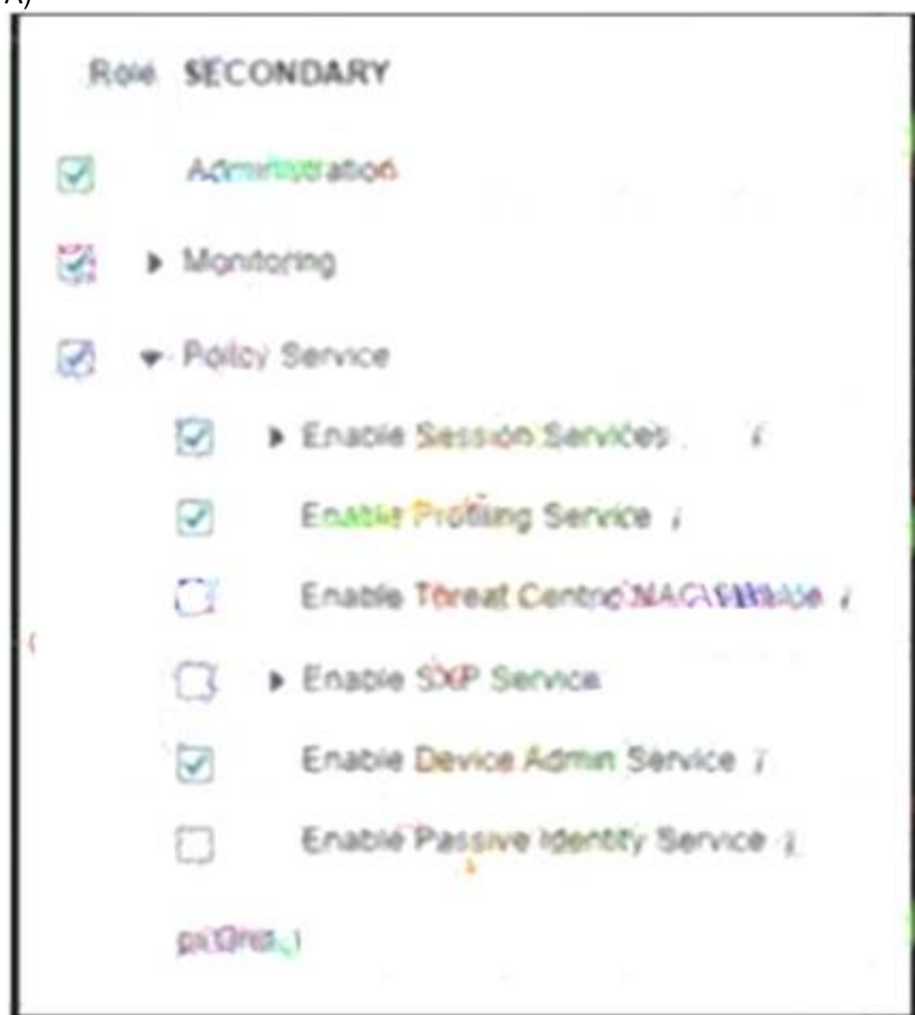
#### Explanation:

<https://community.cisco.com/t5/security-documents/ise-profiling-design-guide/ta-p/3739456#toc-hId-79034313>

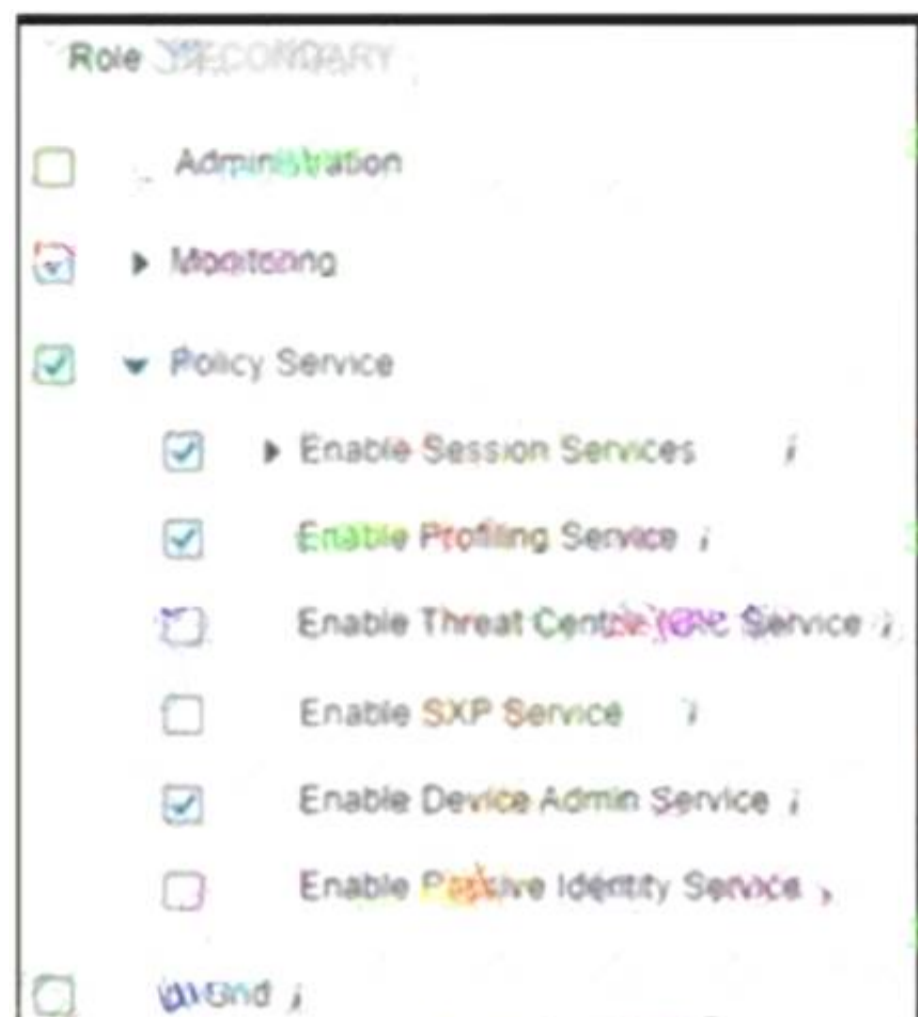
#### NEW QUESTION 180

An engineer builds a five-node distributed Cisco ISE deployment. The first two deployed nodes are responsible for the primary and secondary administration and monitoring personas. Which persona configuration is necessary to have the remaining three Cisco ISE nodes serve as dedicated nodes in the Cisco ISE cube that is responsible only for handling the RADIUS and TACACS+ authentication requests, identity lookups, and policy evaluation?

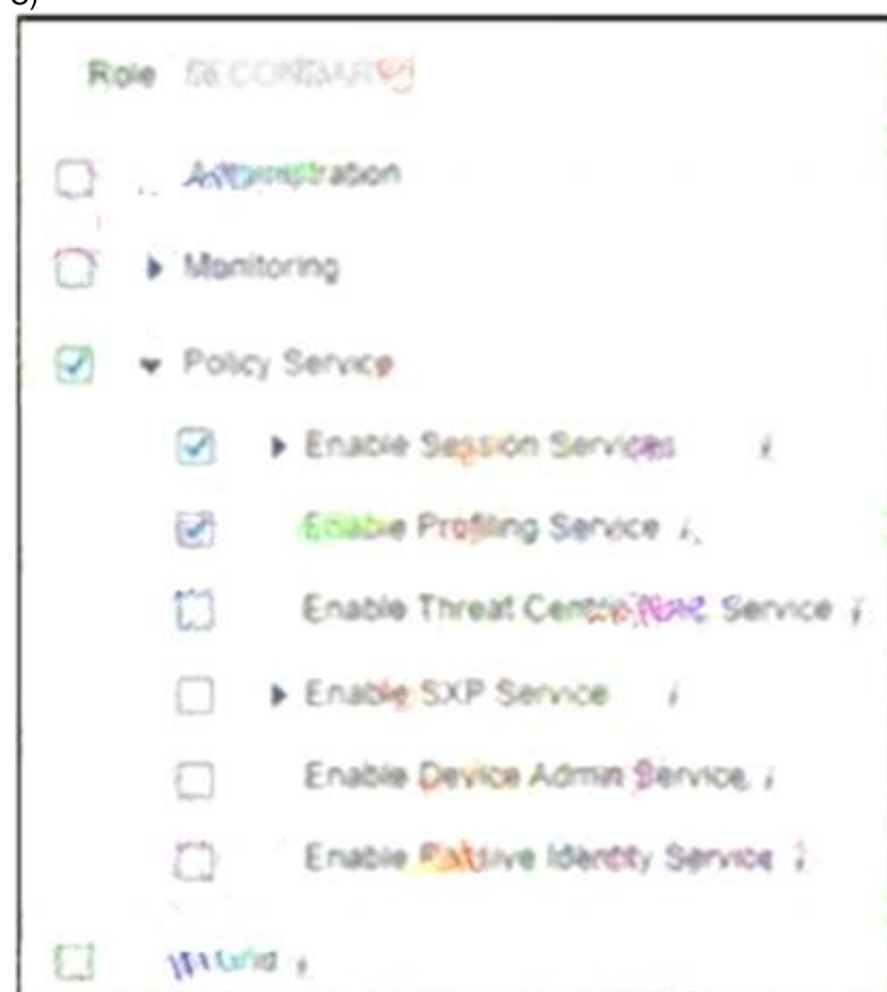
A)



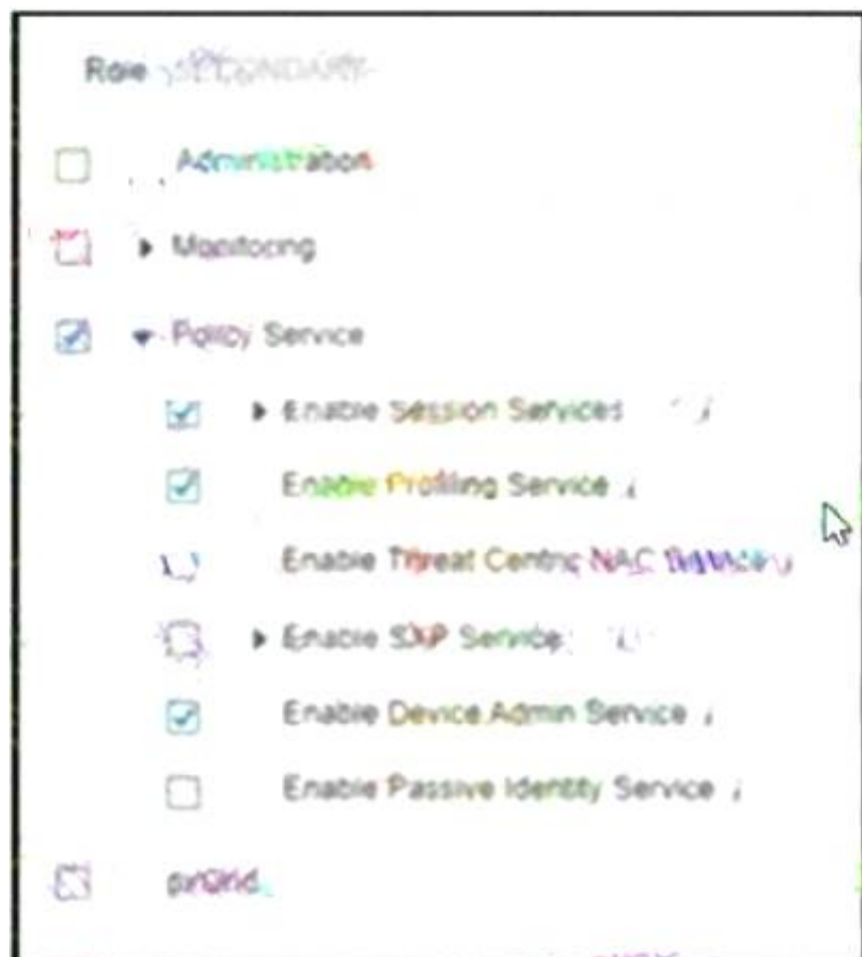
B)



C)



D)



- A. Option A
- B. Option B
- C. Option C
- D. Option D

**Answer:** D

#### NEW QUESTION 183

An organization is migrating its current guest network to Cisco ISE and has 1000 guest users in the current database. There are no resources to enter this information into the Cisco ISE database manually. What must be done to accomplish this task efficiently?

- A. Use a CSV file to import the guest accounts
- B. Use SQL to link the existing database to Cisco ISE
- C. Use a JSON file to automate the migration of guest accounts
- D. Use an XML file to change the existing format to match that of Cisco ISE

**Answer:** A

#### NEW QUESTION 184

What are two benefits of TACACS+ versus RADIUS for device administration? (Choose two.)

- A. TACACS+ supports 802.1X, and RADIUS supports MAB
- B. TACACS+ uses UDP, and RADIUS uses TCP
- C. TACACS+ has command authorization, and RADIUS does not.
- D. TACACS+ provides the service type, and RADIUS does not
- E. TACACS+ encrypts the whole payload, and RADIUS encrypts only the password.

**Answer:** CE

#### NEW QUESTION 186

A network administrator is currently using Cisco ISE to authenticate devices and users via 802.1X. There is now a need to also authorize devices and users using EAP-TLS. Which two additional components must be configured in Cisco ISE to accomplish this? (Choose two.)

- A. Network Device Group
- B. Serial Number attribute that maps to a CA Server
- C. Common Name attribute that maps to an identity store
- D. Certificate Authentication Profile
- E. EAP Authorization Profile

**Answer:** CD

#### NEW QUESTION 188

Which profiling probe collects the user-agent string?

- A. DHCP
- B. AD
- C. HTTP
- D. NMAP

**Answer:** C

#### NEW QUESTION 190

What are two differences between the RADIUS and TACACS+ protocols'? (Choose two.)

- A. RADIUS is a Cisco proprietary protocol, whereas TACACS+ is an open standard protocol
- B. TACACS+ uses TCP port 49. whereas RADIUS uses UDP ports 1812 and 1813.
- C. RADIUS offers multiprotocol support, whereas TACACS+ does not
- D. RADIUS combines authentication and authorization, whereas TACACS+ does not
- E. RADIUS enables encryption of all the packets, whereas with TACACS+. only the password is encrypted.

**Answer:** BD

#### NEW QUESTION 193

What are two requirements of generating a single signing in Cisco ISE by using a certificate provisioning portal, without generating a certificate request? (Choose two )

- A. Location the CSV file for the device MAC
- B. Select the certificate template
- C. Choose the hashing method
- D. Enter the common name
- E. Enter the IP address of the device

**Answer:** BD

#### Explanation:

<https://www.cisco.com/c/en/us/support/docs/security/identity-services-engine/200534-ISE-2-0-Certificate-Provi>

#### NEW QUESTION 198

An engineer must configure Cisco ISE to provide internet access for guests in which guests are required to enter a code to gain network access. Which action accomplishes the goal?

- A. Configure the hotspot portal for guest access and require an access code.
- B. Configure the sponsor portal with a single account and use the access code as the password.
- C. Configure the self-registered guest portal to allow guests to create a personal access code.
- D. Create a BYOD policy that bypasses the authentication of the user and authorizes access codes.

**Answer:** A

#### NEW QUESTION 201

There is a need within an organization for a new policy to be created in Cisco ISE. It must validate that a specific anti-virus application is not only installed, but running on a machine before it is allowed access to the network. Which posture condition should the administrator configure in order for this policy to work?

- A. file
- B. registry
- C. application
- D. service

**Answer:** C

#### NEW QUESTION 205

The IT manager wants to provide different levels of access to network devices when users authenticate using TACACS+. The company needs specific commands to be allowed based on the Active Directory group membership of the different roles within the IT department. The solution must minimize the number of objects created in Cisco ISE. What must be created to accomplish this task?

- A. one shell profile and one command set
- B. multiple shell profiles and one command set
- C. one shell profile and multiple command sets
- D. multiple shell profiles and multiple command sets

**Answer:** C

#### NEW QUESTION 210

An administrator is attempting to join a new node to the primary Cisco ISE node, but receives the error message "Node is Unreachable". What is causing this error?

- A. The second node is a PAN node.
- B. No administrative certificate is available for the second node.
- C. The second node is in standalone mode.
- D. No admin privileges are available on the second node.

**Answer:** B

#### Explanation:

<https://www.ciscopress.com/articles/article.asp?p=2812072>

#### NEW QUESTION 211

An administrator wants to configure network device administration and is trying to decide whether to use TACACS\* or RADIUS. A reliable protocol must be used that can check command authorization Which protocol meets these requirements and why?

- A. TACACS+ because it runs over TCP
- B. RADIUS because it runs over UDP
- C. RADIUS because it runs over TCP.
- D. TACACS+ because it runs over UDP

**Answer:** A

#### NEW QUESTION 214

What happens when an internal user is configured with an external identity store for authentication, but an engineer uses the Cisco ISE admin portal to select an internal identity store as the identity source?

- A. Authentication is redirected to the internal identity source.
- B. Authentication is redirected to the external identity source.
- C. Authentication is granted.
- D. Authentication fails.

**Answer:** D

#### NEW QUESTION 218

In a standalone Cisco ISE deployment, which two personas are configured on a node? (Choose two )

- A. publisher
- B. administration
- C. primary
- D. policy service
- E. subscriber

**Answer:** BD

#### Explanation:

[https://www.cisco.com/c/en/us/td/docs/security/ise/2-0/admin\\_guide/b\\_ise\\_admin\\_guide\\_20/b\\_ise\\_admin\\_guide](https://www.cisco.com/c/en/us/td/docs/security/ise/2-0/admin_guide/b_ise_admin_guide_20/b_ise_admin_guide)

#### NEW QUESTION 223

Which three default endpoint identity groups does cisco ISE create? (Choose three)

- A. Unknown
- B. whitelist
- C. end point
- D. profiled
- E. blacklist

**Answer:** ADE

#### Explanation:

Default Endpoint Identity Groups Created for Endpoints

Cisco ISE creates the following five endpoint identity groups by default: Blacklist, GuestEndpoints, Profiled, RegisteredDevices, and Unknown. In addition, it creates two more identity groups, such as Cisco-IP-Phone and Workstation, which are associated to the Profiled (parent) identity group. A parent group is the default identity group that exists in the system.

[https://www.cisco.com/c/en/us/td/docs/security/ise/2-4/admin\\_guide/b\\_ise\\_admin\\_guide\\_24/b\\_ise\\_admin\\_guide](https://www.cisco.com/c/en/us/td/docs/security/ise/2-4/admin_guide/b_ise_admin_guide_24/b_ise_admin_guide)

#### NEW QUESTION 227

What is a function of client provisioning?

- A. It ensures an application process is running on the endpoint.
- B. It checks a dictionary' attribute with a value.
- C. It ensures that endpoints receive the appropriate posture agents
- D. It checks the existence date and versions of the file on a client.

**Answer:** C

#### NEW QUESTION 231

During BYOD flow, from where does a Microsoft Windows PC download the Network Setup Assistant?

- A. Cisco App Store
- B. Microsoft App Store
- C. Cisco ISE directly
- D. Native OTA functionality

**Answer:** C

#### NEW QUESTION 232

MacOS users are complaining about having to read through wordy instructions when remediating their workstations to gain access to the network Which alternate

method should be used to tell users how to remediate?

- A. URL link
- B. message text
- C. executable
- D. file distribution

**Answer:** A

**Explanation:**

<https://www.sciencedirect.com/topics/computer-science/remediation-action>

#### NEW QUESTION 236

An employee logs on to the My Devices portal and marks a currently on-boarded device as 'Lost'. Which two actions occur within Cisco ISE as a result of this action? (Choose two)

- A. Certificates provisioned to the device are not revoked
- B. BYOD Registration status is updated to No
- C. The device access has been denied
- D. BYOD Registration status is updated to Unknown.
- E. The device status is updated to Stolen

**Answer:** AB

**Explanation:**

[https://www.cisco.com/c/en/us/td/docs/security/ise/2-2/admin\\_guide/b\\_ise\\_admin\\_guide\\_22/b\\_ise\\_admin\\_guide](https://www.cisco.com/c/en/us/td/docs/security/ise/2-2/admin_guide/b_ise_admin_guide_22/b_ise_admin_guide)

#### NEW QUESTION 237

What is needed to configure wireless guest access on the network?

- A. endpoint already profiled in ISE
- B. WEBAUTH ACL for redirection
- C. valid user account in Active Directory
- D. Captive Portal Bypass turned on

**Answer:** D

#### NEW QUESTION 242

A network engineer is configuring guest access and notices that when a guest user registers a second device for access, the first device loses access. What must be done to ensure that both devices for a particular user are able to access the guest network simultaneously?

- A. Configure the sponsor group to increase the number of logins.
- B. Use a custom portal to increase the number of logins
- C. Modify the guest type to increase the number of maximum devices
- D. Create an Adaptive Network Control policy to increase the number of devices

**Answer:** C

**Explanation:**

[https://content.cisco.com/chapter.sjs?uri=/searchable/chapter/content/en/us/td/docs/security/ise/2-7/admin\\_guide](https://content.cisco.com/chapter.sjs?uri=/searchable/chapter/content/en/us/td/docs/security/ise/2-7/admin_guide)

#### NEW QUESTION 245

An administrator connects an HP printer to a dot1x enable port, but the printer is not accessible. Which feature must the administrator enable to access the printer?

- A. MAC authentication bypass
- B. change of authorization
- C. TACACS authentication
- D. RADIUS authentication

**Answer:** A

**Explanation:**

<https://community.cisco.com/t5/network-access-control/ise-for-printer-security/m-p/3933216>

#### NEW QUESTION 248

Which advanced option within a WLAN must be enabled to trigger Central Web Authentication for Wireless users on AireOS controller?

- A. DHCP server
- B. static IP tunneling
- C. override Interface ACL
- D. AAA override

**Answer:** D

#### NEW QUESTION 250

An engineer is using the low-impact mode for a phased deployment of Cisco ISE and is trying to connect to the network prior to authentication. Which access will

be denied in this?

- A. HTTP
- B. DNS
- C. EAP
- D. DHCP

**Answer:** A

#### NEW QUESTION 251

Which Cisco ISE deployment model provides redundancy by having every node in the deployment configured with the Administration, Policy Service, and Monitoring personas to protect from a complete node failure?

- A. distributed
- B. dispersed
- C. two-node
- D. hybrid

**Answer:** C

#### NEW QUESTION 254

An engineer wants to learn more about Cisco ISE and deployed a new lab with two nodes. Which two persona configurations allow the engineer to successfully test redundancy of a failed node? (Choose two.)

- A. Configure one of the Cisco ISE nodes as the Health Check node.
- B. Configure both nodes with the PAN and MnT personas only.
- C. Configure one of the Cisco ISE nodes as the primary PAN and MnT personas and the other as the secondary.
- D. Configure both nodes with the PAN, MnT, and PSN personas.
- E. Configure one of the Cisco ISE nodes as the primary PAN and PSN personas and the other as the secondary.

**Answer:** CE

#### NEW QUESTION 256

An engineer has been tasked with standing up a new guest portal for customers that are waiting in the lobby. There is a requirement to allow guests to use their social media logins to access the guest network to appeal to more customers What must be done to accomplish this task?

- A. Create a sponsor portal to allow guests to create accounts using their social media logins.
- B. Create a sponsored guest portal and enable social media in the external identity sources.
- C. Create a self-registered guest portal and enable the feature for social media logins
- D. Create a hotspot portal and enable social media login for network access

**Answer:** C

#### NEW QUESTION 261

Drag and drop the description from the left onto the protocol on the right that is used to carry out system authentication, authentication, and accounting.

combines authentication and authorization	TACACS+
encrypts the entire payload	
encrypts only the password field	
separates authentication and authorization	RADIUS
primary use is device administration	
primary use is network access	

- A. Mastered
- B. Not Mastered

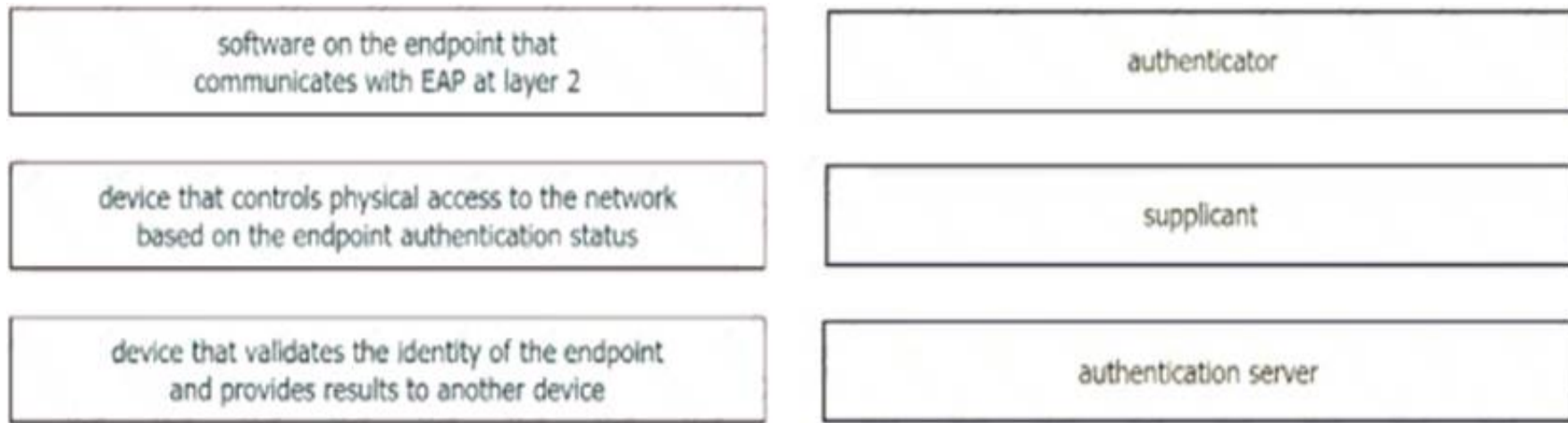
**Answer:** A

#### Explanation:

Graphical user interface, chart, application Description automatically generated  
<https://www.mbne.net/tech-notes/aaa-tacacs-radius>

#### NEW QUESTION 265

Drag the descriptions on the left onto the components of 802.1X on the right.

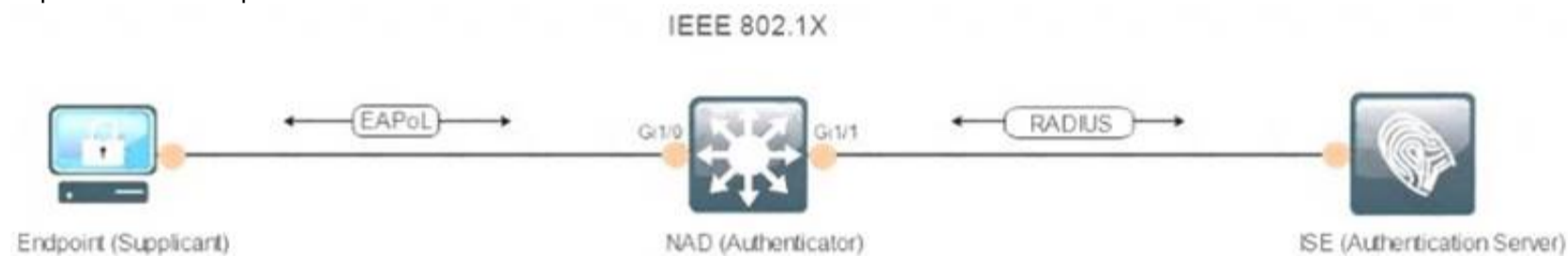


- A. Mastered
- B. Not Mastered

**Answer:** A

**Explanation:**

<https://netlabz.wordpress.com/2016/09/24/cisco-ise-fundamentals/>



**NEW QUESTION 266**

A network administrator must configure Cisco SE Personas in the company to share session information via syslog. Which Cisco ISE personas must be added to syslog receivers to accomplish this goal?

- A. pxGrid
- B. admin
- C. policy services
- D. monitor

**Answer:** D

**NEW QUESTION 271**

An organization has a fully distributed Cisco ISE deployment. When implementing probes, an administrator must scan for unknown endpoints to learn the IP-to-MAC address bindings. The scan is complete on one FPSN, but the information is not available on the others. What must be done to make the information available?

- A. Scanning must be initiated from the PSN that last authenticated the endpoint
- B. Cisco ISE must learn the IP-MAC binding of unknown endpoints via DHCP profiling, not via scanning
- C. Scanning must be initiated from the MnT node to centrally gather the information
- D. Cisco ISE must be configured to learn the IP-MAC binding of unknown endpoints via RADIUS authentication, not via scanning

**Answer:** B

**NEW QUESTION 275**

What is a difference between TACACS+ and RADIUS in regards to encryption?

- A. TACACS+ encrypts only the password, whereas RADIUS encrypts the username and password.
- B. TACACS+ encrypts the username and password, whereas RADIUS encrypts only the password.
- C. TACACS+ encrypts the password, whereas RADIUS sends the entire packet in clear text.
- D. TACACS+ encrypts the entire packet, whereas RADIUS encrypts only the password.

**Answer:** D

**NEW QUESTION 280**

A Cisco ISE administrator needs to ensure that guest endpoint registrations are only valid for 1 day. When testing the guest policy flow, the administrator sees that the Cisco ISE does not delete the endpoint in the Guest Endpoints identity store after one day and allows access to the guest network after that period. Which configuration is causing this problem?

- A. The RADIUS policy set for guest access is set to allow repeated authentication of the same device.
- B. The length of access is set to 7 days in the Guest Portal Settings.
- C. The Endpoint Purge Policy is set to 30 days for guest devices.
- D. The Guest Account Purge Policy is set to 15 days.

**Answer:** C

#### NEW QUESTION 283

An administrator is configuring TACACS+ on a Cisco switch but cannot authenticate users with Cisco ISE. The configuration contains the correct key of Cisc039712287. but the switch is not receiving a response from the Cisco ISE instance What must be done to validate the AAA configuration and identify the problem with the TACACS+ servers?

- A. Check for server reachability using the test aaa group tacacs+ admin <key> legacy command.
- B. Test the user account on the server using the test aaa group radius server CUCS user admin pass <key> legacy command.
- C. Validate that the key value is correct using the test aaa authentication admin <key> legacy command.
- D. Conrm the authorization policies are correct using the test aaa authorization admin drop legacy command.

**Answer:** A

#### Explanation:

<https://medium.com/training-course-ccna-security-210-260/ccna-security-part-3-implementing-aaa-in-cisco-ios>

#### NEW QUESTION 287

An administrator is configuring a new profiling policy in Cisco ISE for a printer type that is missing from the profiler feed The logical profile Printers must be used in the authorization rule and the rule must be hit. What must be done to ensure that this configuration will be successful^

- A. Create a new logical profile for the new printer policy
- B. Enable the EndPoints:EndPointPolicy condition in the authorization policy.
- C. Add the new profiling policy to the logical profile Printers.
- D. Modify the profiler conditions to ensure that it goes into the correct logical profile

**Answer:** B

#### NEW QUESTION 289

Which two Cisco ISE deployment models require two nodes configured with dedicated PAN and MnT personas? (Choose two.)

- A. three PSN nodes
- B. seven PSN nodes with one PxGrid node
- C. five PSN nodes with one PxGrid node
- D. two PSN nodes with one PxGrid node
- E. six PSN nodes

**Answer:** CD

#### NEW QUESTION 294

An administrator is trying to collect metadata information about the traffic going across the network to gam added visibility into the hosts. This Information will be used to create profiling policies for devices us mg Cisco ISE so that network access policies can be used What must be done to accomplish this task?

- A. Configure the RADIUS profiling probe within Cisco ISE
- B. Configure NetFlow to be sent to me Cisco ISE appliance.
- C. Configure SNMP to be used with the Cisco ISE appliance
- D. Configure the DHCP probe within Cisco ISE

**Answer:** D

#### NEW QUESTION 299

What gives Cisco ISE an option to scan endpoints for vulnerabilities?

- A. authorization policy
- B. authentication policy
- C. authentication profile
- D. authorization profile

**Answer:** A

#### NEW QUESTION 302

Which two features are available when the primary admin node is down and the secondary admin node has not been promoted? (Choose two.)

- A. hotspot
- B. new AD user 802 1X authentication
- C. posture
- D. BYOD
- E. guest AUP

**Answer:** BC

#### NEW QUESTION 303

An engineer is configuring a posture policy for Windows 10 endpoints and wants to ensure that users in each AD group have different conditions to meet to be compliant. What must be done to accomplish this task?

- A. identify The users groups needed for different policies and create service conditions to map each one to its posture requirement
- B. Configure a simple condition for each AD group and use it in the posture policy for each use case
- C. Use the authorization policy within the policy set to group each AD group with their respective posture policy

D. Change the posture requirements to use an AD group for each use case then use those requirements in the posture policy

**Answer:** C

**NEW QUESTION 306**

.....

## THANKS FOR TRYING THE DEMO OF OUR PRODUCT

Visit Our Site to Purchase the Full Set of Actual 300-715 Exam Questions With Answers.

We Also Provide Practice Exam Software That Simulates Real Exam Environment And Has Many Self-Assessment Features. Order the 300-715 Product From:

<https://www.2passeasy.com/dumps/300-715/>

## Money Back Guarantee

### 300-715 Practice Exam Features:

- \* 300-715 Questions and Answers Updated Frequently
- \* 300-715 Practice Questions Verified by Expert Senior Certified Staff
- \* 300-715 Most Realistic Questions that Guarantee you a Pass on Your FirstTry
- \* 300-715 Practice Test Questions in Multiple Choice Formats and Updatesfor 1 Year