

## Exam Questions AZ-120

Planning and Administering Microsoft Azure for SAP Workloads

<https://www.2passeasy.com/dumps/AZ-120/>



### NEW QUESTION 1

- (Exam Topic 1)

For each of the following statements, select Yes if the statement is true. Otherwise, select No. NOTE: Each correct selection is worth one point.

Statements	Yes	NO
After the migration, you can use Azure Site Recovery to back up the SAP HANA databases.	<input type="radio"/>	<input type="radio"/>
After the migration, you can use SAP HANA Cockpit to back up the SAP ECC databases.	<input type="radio"/>	<input type="radio"/>
After the migration, you can use SAP HANA Cockpit to back up SAP BW.	<input type="radio"/>	<input type="radio"/>

- A. Mastered
- B. Not Mastered

Answer: A

Explanation:

YES YES NO

### NEW QUESTION 2

- (Exam Topic 1)

You are evaluating which migration method Litware can implement based on the current environment and the business goals.

Which migration method will cause the least amount of downtime?

- A. Use the Database migration Option (DMO) to migrate to SAP HANA and Azure During the samemaintenance window.
- B. Use Near-Zero Downtime (NZDT) to migrate to SAP HANA and Azure during the same maintenance window.
- C. Migrate SAP to Azure, and then migrate SAP ECC to SAP Business Suite on HANA.
- D. Migrate SAP ECC to SAP Business Suite on HANA an the migrate SAP to Azure.

Answer: A

Explanation:

The SAP Database Migration Option (DMO) with System Move option of SUM, used as part of the migration allows customer the options to perform the migration in a single step, from source system on-premises, or to the target system residing in Microsoft Azure, minimizing overall downtime.

References:

<https://blogs.sap.com/2017/10/05/your-sap-on-azure-part-2-dmo-with-system-move/>

### NEW QUESTION 3

- (Exam Topic 1)

What should you use to perform load testing as part of the migration plan?

- A. JMeter
- B. SAP LoadRunner by Micro Focus
- C. Azure Application Insights
- D. Azure Monitor

Answer: B

Explanation:

Scenario: Upgrade and migrate SAP ECC to SAP Business Suite on HANA Enhancement Pack 8.

With the SAP LoadRunner application by Micro Focus, you can accelerate testing and development, reduce slowdowns and expenses, and gain a better understanding of performance issues. Validate software performance, virtualize your network, simulate workloads, benchmark production system performance, and optimize your deployment of SAP HANA software

References: <https://www.sap.com/products/loadrunner.html>

### NEW QUESTION 4

- (Exam Topic 2)

You have an SAP environment on Azure.

You use Azure Recovery Services to back up an SAP application server.

You need to test the restoration process of a file on the server.

Which three actions should you perform in sequence? To answer, move the appropriate actions from the list of actions to the answer area and arrange them in the correct order.

## Actions

Download and run the mount disk executable

From Azure Cloud Shell, run the Get-AzBackupItem cmdlet

From Azure Recovery Vault, select **File Recovery**

Recover the file and unmount the disk

From Azure Cloud Shell, run the Get-AzBackupRecoveryPoint cmdlet

## Answer Area



- A. Mastered
- B. Not Mastered

**Answer:** A

### Explanation:

Step 1: From Azure Recover Vault, select File Recovery

To restore files or folders from the recovery point, go to the virtual machine and choose the desired recovery point.

Step 2: Download and run the mount disk executable Step 3: recover the file and unmount the disk

File Recovery

v2win2012r2

✓ Step 1: Select recovery point

7/20/2017, 1:36:40 PM [Latest] (AppCo... ▼)

→ Step 2: Download script to browse and recover files

This script will mount the disks from the selected recovery point **as local drives on the machine where it is run**. These drives will remain mounted for 12 hours.

Download Executable \*

Requires password to run

→ Step 3: Unmount the disks after recovery

Unmount disks and close the connection to the recovery point.

Unmount Disks

\* Run this script on the machine where you want to copy the files

\* To restore files larger than 10GB, restore entire VM to an alternate location or restore disks using PowerShell

\* Data transfer rate: up to 1GB/Hr

If you have trouble finding your files, [click here](#)

## NEW QUESTION 5

- (Exam Topic 2)

You have an on-premises SAP environment that runs on SUSE Linux Enterprise Server (SLES) servers and Oracle. The version of the SAP ERP system is 6.06 and the version of the portal is SAP NetWeaver 7.3.

You need to recommend a migration strategy to migrate the SAP ERP system and the portal to Azure. The solution must be hosted on SAP HANA.

What should you recommend? To answer, drag the appropriate tools to the correct components. Each tool may be used once, more than once, or not at all. You may need to drag the split bar between panes or scroll to view content.

NOTE: Each correct selection is worth one point.

Tools	Answer Area
SAP heterogeneous system copy	To migrate the SAP ERP system: <input type="text"/>
Software Update Manager (SUM) Database Migration Option (DMO) with System Update	To migrate the portal: <input type="text"/>
Software Update Manager (SUM) Database Migration Option (DMO) with System Move	
Software Update Manager (SUM) Database Migration Option (DMO) without System Update	

- A. Mastered
- B. Not Mastered

Answer: A

### Explanation:

Box 1: Software Update Manager (SUM) Database Migration option (DMO) with System Update The SAP ERP system is 6.06.



Box 2: Software Update Manager (SUM) Database Migration option (DMO) without System Update The portal is SAP NetWeaver 7.3.  
 SAP ERP portal migrate azure Software update manager database Reference:  
<https://blogs.sap.com/2017/10/05/your-sap-on-azure-part-2-dmo-with-system-move/>

#### NEW QUESTION 6

- (Exam Topic 2)

For each of the following statements, select Yes if the statement is true. Otherwise, select No.

NOTE: Each correct selection is worth one point.

Statements	Yes	No
The Azure Enhanced Monitoring Extension for SAP stores performance data in an Azure Storage account.	<input type="radio"/>	<input type="radio"/>
You can enable the Azure Enhanced Monitoring Extension for SAP on a SUSE Linux Enterprise Server 12 (SLES 12) server by running the Set-AzVMAEMExtension cmdlet.	<input type="radio"/>	<input type="radio"/>
You can enable the Azure Enhanced Monitoring Extension for SAP on a server that runs Windows Server 2016 by running the Set-AzVMAEMExtension cmdlet.	<input type="radio"/>	<input type="radio"/>

- A. Mastered
- B. Not Mastered

**Answer:** A

#### Explanation:

Box 1: Yes

The SAP Azure Enhanced Monitoring Extension builds on top of the Azure Diagnostic extension, which stores its data in an Azure Storage account that you specify.

Box 2: Yes

The Set-AzVMAEMExtension cmdlet updates the configuration of a virtual machine to enable or update the support for monitoring for SAP systems that are installed on the virtual machine. The cmdlet installs the Azure Enhanced Monitoring (AEM) extension that collects the performance data and makes it discoverable for the SAP system.

The -OSType specifies the OS. Either Windows or Linux.

Box 3: Yes References:

<https://docs.microsoft.com/en-us/azure/azure-monitor/platform/diagnostics-extension-overview> <https://docs.microsoft.com/en-us/powershell/module/az.compute/set-azvmaemextension>

#### NEW QUESTION 7

- (Exam Topic 2)

You are deploying SAP Fiori to an SAP environment on Azure.

You are configuring SAML 2.0 for an SAP Fiori instance named FPP that uses client 100 to authenticate to an Azure Active Directory (Azure AD) tenant.

Which provider name should you use to ensure that the Azure AD tenant recognizes the SAP fiori instance?

- A. Idap://FPP
- B. https://FPP
- C. Idap://FPP-100
- D. https://FPP100

**Answer:** D

#### Explanation:

By default, the provider name is in the format <sid><client>. Azure AD expects the name in the format

<protocol>://<name>. We recommend that you maintain the provider name as https://<sid><client> so you can configure multiple SAP Fiori ABAP engines in Azure AD.

Example:

**SAML 2.0 Configuration of ABAP System: T01/122** Logoff

Local Provider | Trusted Providers | Policies | Name ID Management

Edit | **Save** | Cancel | Disable | Metadata | Delete Configuration | Export Configuration

Provider Name:

Operation Mode:

Status: ☒ Enabled

General Settings | Authentication Contexts | Service Provider Settings

**Signature and Encryption**

Signing Keypair:

Encryption Keypair:

☒ Include Certificate in Signature

☒ Sign Metadata

**Miscellaneous**

Clock Skew Tolerance:  Seconds

Reference:

<https://docs.microsoft.com/en-us/azure/active-directory/saas-apps/sap-fiori-tutorial>

#### NEW QUESTION 8

- (Exam Topic 2)

You plan to deploy an SAP environment on Azure.

During a bandwidth assessment, you identify that connectivity between Azure and an on-premises datacenter requires up to 5 Gbps.

You need to identify which connectivity method you must implement to meet the bandwidth requirement. The solution must minimize costs.

Which connectivity method should you identify?

- A. an ExpressRoute connection
- B. an Azure site-to-site VPN that is route-based
- C. an Azure site-to-site VPN that is policy-based
- D. Global VNet peering

**Answer: B**

#### Explanation:

Azure site-to-site VPN is cheaper. References:

<https://docs.microsoft.com/en-us/azure/architecture/reference-architectures/hybrid-networking/vpn>

#### NEW QUESTION 9

- (Exam Topic 2)

You have an SAP ERP Central Component (SAP ECQ) environment on Azure.

You need to add an additional SAP application server to meet the following requirements:

- Provide the highest availability.
- Provide the fastest speed between the new server and the database. What should you do?

- A. Place the new server in a different Azure Availability Zone than the database.
- B. Place the new server in the same Azure Availability Set as the database and the other application servers.
- C. Place the new server in the same Azure Availability Zone as the database and the other application servers.

**Answer: A**

#### NEW QUESTION 10

- (Exam Topic 2)

You have an SAP environment on Azure.

Your on-premises network uses a 1-Gbps ExpressRoute circuit to connect to Azure. Private peering is enabled on the circuit. The default route (0.0.0.0/0) from the on-premises network is advertised.

You need to resolve the issue without modifying the ExpressRoute circuit. The solution must minimize administrative effort. What should you do?

- A. Create a user-defined route that redirects traffic to the Blob storage.
- B. Create an application security group.
- C. Change the backup solution to use a third-party software that can write to the Blob storage.
- D. Enable virtual network service endpoints.

**Answer: A**

#### NEW QUESTION 10

- (Exam Topic 2)

You deploy an SAP environment on Azure.

Your company has a Service Level Agreement (SLA) of 99.99% for SAP. You implement Azure Availability Zones that have the following components:

- \* Redundant SAP application servers
  - \* ASCS/ERS instances that use a failover cluster
  - \* Database high availability that has a primary instance and a secondary instance
- You need to validate the load distribution to the application servers. What should you use?

- A. SAP Solution Manager
- B. Azure Monitor
- C. SAPControl
- D. SAP Web Dispatcher

**Answer:** D

#### Explanation:

Load balancers. These are used to distribute traffic to virtual machines in the application-tier subnet. For high availability, use the built-in SAP Web Dispatcher, Azure Load Balancer, or network appliances, depending on the traffic type (such as HTTP or SAPGUI) or the required network services, such as Secure Sockets Layer (SSL) termination.

Reference:

<https://docs.microsoft.com/en-us/azure/architecture/reference-architectures/sap/sap-netweaver>

#### NEW QUESTION 15

- (Exam Topic 2)

Note: This question is part of a series of questions that present the same scenario. Each question in the series contains a unique solution that might meet the stated goals. Some question sets might have more than one correct solution, while others might not have a correct solution.

After you answer a question in this section, you will NOT be able to return to it. As a result, these questions will not appear in the review screen.

You have a complex SAP environment that has both ABAP- and Java-based systems. The current on-premises landscapes are based on SAP NetWeaver 7.0 (Unicode and Non-Unicode) running on Windows Server and Microsoft SQL Server.

You need to migrate the SAP environment to a HANA-certified Azure environment.

Solution: You migrate SAP to Azure by using Azure Site Recovery, and then you upgrade to SAP NetWeaver 7.4.

Does this meet the goal?

- A. Yes
- B. No

**Answer:** B

#### Explanation:

We need upgrade to SAP NetWeaver 7.4 before the migration. Reference:

<https://docs.microsoft.com/en-us/azure/site-recovery/vmware-azure-architecture>

#### NEW QUESTION 19

- (Exam Topic 2)

You are integrating SAP HANA and Azure Active Directory (Azure AD).

For each of the following statements, select Yes if the statement is true. Otherwise, select No.

NOTE: Each correct selection is worth one point.

Statements	Yes	No
SAP HANA supports SAML authentication for single-sign on (SSO).	<input type="radio"/>	<input type="radio"/>
SAP HANA supports OAuth2 authentication for single-sign on (SSO).	<input type="radio"/>	<input type="radio"/>
You can use Azure role-based access control (RBAC) to provide users with the ability to sign in to SAP HANA.	<input type="radio"/>	<input type="radio"/>

- A. Mastered
- B. Not Mastered

**Answer:** A

#### Explanation:

Box 1: Yes


To configure Azure AD single sign-on with SAP HANA, perform the following steps:


\*1. In the Azure portal, on the SAP HANA application integration page, select Single sign-on.


\*2. On the Select a Single sign-on method dialog, select SAML/WS-Fed mode to enable single sign-on.



Select a single sign-on method
[Help me decide](#)


**Disabled**  
User must manually enter their username and password.


**SAML**  
Rich and secure authentication to applications using the SAML (Security Assertion Markup Language) protocol.


**Linked**  
Link to an application in the Azure Active Directory Access Panel and/or Office 365 application launcher.

Box 2: No

Box 3: No

Key security considerations for deploying SAP on Azure References:

<https://docs.microsoft.com/en-us/azure/active-directory/saas-apps/saphana-tutorial>

#### NEW QUESTION 24

- (Exam Topic 2)

You have SAP ERP on Azure.

For SAP high availability, you plan to deploy ASCS/ERS instances across Azure Availability Zones and to use failover clusters.

For each of the following statements, select Yes if the statement is true. Otherwise, select No.

NOTE: Each correct selection is worth one point.

Statements	Yes	No
To create a failover solution, you can use an Azure Basic Load Balancer for Azure virtual machines deployed across the Azure Availability Zones.	<input type="radio"/>	<input type="radio"/>
You can deploy Azure Availability Sets within an Azure Availability Zone.	<input type="radio"/>	<input type="radio"/>
The solution must use Azure managed disks.	<input type="radio"/>	<input type="radio"/>

A. Mastered

B. Not Mastered

Answer: A

#### Explanation:

Box 1: No

You can't use an Azure Basic Load Balancer to create failover cluster solutions based on Windows Server

Failover Clustering or Linux Pacemaker. Instead, you need to use the Azure Standard Load Balancer SKU. Box 2: Yes

Azure Availability Zones is one of the high-availability features that Azure provides. Using Availability Zones improves the overall availability of SAP workloads on Azure.

The SAP application layer is deployed across one Azure availability set. For high availability of SAP Central Services, you can deploy two VMs in a separate availability set.

Box 3: Yes

You must use Azure Managed Disks when you deploy to Azure Availability Zones. Reference:

<https://docs.microsoft.com/en-us/azure/virtual-machines/workloads/sap/sap-ha-availability-zones>

#### NEW QUESTION 26

- (Exam Topic 2)

You are migrating SAP to Azure. The ASCS application servers are in one Azure zone, and the SAP database server in in a different Azure zone. ASCS/ERS is configured for high availability.

During performance testing, you discover increased response times in Azure, even though the Azure environment has better computer and memory configurations than the on-premises environment. During the initial analysis, you discover an increased wait time for Enqueue.

What are three possible causes of the increased wait time? Each correct answer presents a complete solution.

NOTE: Each correct selection is worth one point.

A. a missing Enqueue profile

B. disk I/O during Enqueue backup operations



- C. misconfigured load balancer rules and health check probes for Enqueue and ASCS
- D. active Enqueue replication
- E. network latency between the database server and the SAP application servers

**Answer:** CDE

**Explanation:**

E: The network latency across Availability Zones is not the same in all Azure regions. In some cases, you can deploy and run the SAP application layer across different zones because the network latency from one zone to the active DBMS VM is acceptable. But in some Azure regions, the latency between the active DBMS VM and the SAP application instance, when deployed in different zones, might not be acceptable for SAP business processes.

References:

<https://docs.microsoft.com/en-us/azure/virtual-machines/workloads/sap/sap-ha-availability-zones>

**NEW QUESTION 31**

- (Exam Topic 2)

Note: This question is part of a series of questions that present the same scenario. Each question in the series contains a unique solution that might meet the stated goals. Some question sets might have more than one correct solution, while others might not have a correct solution.

After you answer a question in this section, you will NOT be able to return to it. As a result, these questions will not appear in the review screen.

You deploy SAP HANA on Azure (Large Instances). You need to back up the SAP HANA database to Azure.

Solution: You use a third-party tool that uses backint to back up the SAP HANA database to Azure storage. Does this meet the goal?

- A. Yes
- B. No

**Answer:** B

**Explanation:**

References:

<https://docs.microsoft.com/en-us/azure/backup/sap-hana-db-about>

<https://docs.microsoft.com/en-us/azure/backup/backup-azure-sap-hana-database#configure-backup>

**NEW QUESTION 33**

- (Exam Topic 2)

Your company has a an on-premises SAP environment.

Recently, the company split into two companies named Litware, inc and Contoso.Ltd. Litware retained the SAP environment.

Litware plans to export data that is relevant only to Contoso. The export will be 1.5 TB. Contoso build a new SAP environment on Azure.

You need to recommend a solution for Litware to make the data available to Contoso in Azure. The solution

must meet the following requirements: Minimize the impact on the network. Minimize the administrative effort for Litware.

What should you include in the recommendation.

- A. Azure Migrate
- B. Azure Databox
- C. Azure Site Recovery
- D. Azure import/Export service

**Answer:** C

**NEW QUESTION 37**

- (Exam Topic 2)

You migrate an SAP environment to Azure.

You need to inspect all the outbound traffic from the SAP application servers to the Internet. Which two Azure resources should you use? Each correct answer presents part of the solution. Network Performance Monitor

- A. Azure Firewall
- B. Azure Traffic Manager
- C. Azure Load Balancer NAT rules
- D. Azure user-defined routes
- E. a web application firewall (WAF) for Azure Application Gateway

**Answer:** BE

**NEW QUESTION 38**

- (Exam Topic 2)

You are deploying an SAP environment across Azure Availability Zones. The environment has the following components:

- ASCS/ERS instances that use a failover cluster
- SAP application servers across the Azure Availability Zones
- Database high availability by using a native database solution

For each of the following statements, select Yes if the statement is true. Otherwise, select No.

NOTE: Each correct selection is worth one point.

Statements	Yes	No
Network latency is a limiting factor when deploying DBMS instances that use synchronous replication across the Azure Availability Zones.	<input type="radio"/>	<input type="radio"/>
The performance of SAP systems can be validated by using ABAPMeter.	<input type="radio"/>	<input type="radio"/>
To help identify the best Azure Availability Zones for deploying the SAP components, you can use NIPING to verify network latency between the zones.	<input type="radio"/>	<input type="radio"/>

- A. Mastered  
 B. Not Mastered

**Answer:** A

**Explanation:**

Box 1: No

Azure Availability Zones are physically separate locations within an Azure region protecting customers' applications and data from datacenter-level failures. It is good for applications that require low-latency synchronous replication with protection from datacenter-level failures.

Box 2: Yes

AAP application server to database server latency can be tested with ABAPMeter report /SSA/CAT. Box 3: Yes

To analyze network issue or measure network metrics you can test the connection using SAP's NIPING program. You can use NIPING to analyze the network connection between any two machines running SAP software.

Reference:

<https://azure.microsoft.com/sv-se/blog/azure-availability-zones-expand-with-new-services-and-to-new-regions-i> <https://azure.microsoft.com/en-us/blog/sap-on-azure-architecture-designing-for-performance-and-scalability/> <https://wiki.scn.sap.com/wiki/pages/viewpage.action?pageId=360974069>

**NEW QUESTION 40**

- (Exam Topic 2)

You plan to migrate an SAP environment to Azure.

You need to design an Azure network infrastructure to meet the following requirements:

- \* Prevent end users from accessing the database servers.
- \* Isolate the application servers from the database servers.
- \* Ensure that end users can access the SAP systems over the internet

Minimize the costs associated to the communications between the application servers and database servers

Which two actions should you include in the solution? Each correct answer presents part of the solution. NOTE: Each correct selection is worth one point.

- A. Configure Azure Traffic Manager to route incoming connections.
- B. Configure an internal Azure Standard Load Balancer for incoming connections.
- C. Segregate the SAP application servers and database servers by using different Azure virtual networks.
- D. In the same Azure virtual network, segregate the SAP application service and database servers by using different subnets and network security groups.
- E. Create a site-to-site VPN between the on premises network and Azure.

**Answer:** DE

**NEW QUESTION 41**

- (Exam Topic 2)

You plan to deploy an SAP environment on Azure.

You plan to store all SAP connection strings securely in Azure Key Vault without storing credentials on the Azure virtual machines that host SAP.

What should you configure to allow the virtual machines to access the key vault?

- A. Azure Active Directory (Azure AD) Privilege Identity Manager (PIM)
- B. role-based access control (RBAC)
- C. a Managed Service Identity (MSI)
- D. the Custom Script Extension

**Answer:** C

**Explanation:**

To reference a credential stored in Azure Key Vault, you need to:

- \*1. Retrieve data factory managed identity
- \*2. Grant the managed identity access to your Azure Key Vault
- \*3. Create a linked service pointing to your Azure Key Vault.
- \*4. Create data store linked service, inside which reference the corresponding secret stored in key vault.

References:

<https://docs.microsoft.com/bs-latn-ba/azure/data-factory/store-credentials-in-key-vault>

**NEW QUESTION 42**

- (Exam Topic 2)

You have an SAP environment on Azure that uses multiple subscriptions.

To meet GDPR requirements, you need to ensure that virtual machines are deployed only to the West Europe and North Europe Azure regions.

Which Azure components should you use?

- A. Azure resource locks and the Compliance admin center
- B. Azure resource groups and role-based access control (RBAC)
- C. Azure management groups and Azure Policy
- D. Azure Security Center and Azure Active Directory (Azure AD) groups

**Answer:** C

**Explanation:**

Azure Policy enables you to set policies to conform to the GDPR. Azure Policy is generally available today at no additional cost to Azure customers. You can use Azure Policy to define and enforce policies that help your cloud environment become compliant with internal policies as well as external regulations.

Azure Policy is deeply integrated into Azure Resource Manager and applies across all resources in Azure. Individual policies can be grouped into initiatives to quickly implement multiple rules. You can also use Azure Policy in a wide range of compliance scenarios, such as ensuring that your data is encrypted or remains in a specific region as part of GDPR compliance. Microsoft is the only hyperscale cloud provider to offer this level of policy integration built in to the platform for no additional charge.

References:

<https://azure.microsoft.com/de-de/blog/new-capabilities-to-enable-robust-gdpr-compliance/>

**NEW QUESTION 46**

- (Exam Topic 2)

You plan to deploy a high availability SAP environment that will use a failover clustering solution.

You have an Azure Resource Manager template that you will use for the deployment. You have the following relevant portion of the template.

```
    "apiVersion": "2017-08-01",
    "type": "Microsoft.Network/loadBalancers",
    "name": "load_balancer1",
    "location": "region",
    "sku":
      { "name": "Standard" },
    "properties": {
      "frontendIPConfigurations": [
        {
          "name": "frontend1",
          "zones": [ "1" ],
          "properties": {
            "subnet": {
              "Id": "[variables('subnetRef')]"
            },
            "privateIPAddress": "10.0.0.6",
            "privateIPAllocationMethod": "Static"
          }
        }
      ],
    },
  ],
}
```

What is created by the template?

- A. a zonal frontend IP address for the internal Azure Standard Load Balancer
- B. a zone-redundant frontend IP address for the internal Azure Basic Load Balancer
- C. a zone -redundant public IP address for the internal load balancer
- D. a zone-redundant frontend IP address for the internal Azure Standard Load Balancer

**Answer:** D

**Explanation:**

Reference:

<https://docs.microsoft.com/en-us/azure/virtual-machines/workloads/sap/high-availability-guide-standard-load-ba>

**NEW QUESTION 49**

- (Exam Topic 2)

A company named Contoso, Ltd. has users across the globe. Contoso is evaluating whether to migrate SAP to Azure.

The SAP environment runs on SUSE Linux Enterprise Server (SLES) servers and SAP HANA databases. The Suite on HANA database is 4 TB.

You need to recommend a migration solution to migrate SAP application servers and the SAP HANA databases. The solution must minimize downtime.

Which migration solutions should you recommend? To answer, select the appropriate options in the answer area.

NOTE: Each correct selection is worth one point.

SAP application servers:

	▼
AzCopy	
Azure Site Recovery	
SAP HANA system replication	
System Copy for SAP Systems	

SAP HANA databases:

	▼
AzCopy	
Azure Site Recovery	
SAP HANA system replication	
System Copy for SAP Systems	

- A. Mastered
- B. Not Mastered

**Answer:** A

**Explanation:**

Box 1: Azure Site Recovery

Microsoft Azure Site Recovery (ASR) now supports SUSE Linux Enterprise Server 11 SP3/SP4 and SUSE Linux Enterprise Server 12 SP1/SP2/SP3. This is great for customers that are planning to migrate systems to Microsoft Azure or customers who need to have a business continuity strategy for their Azure deployments. Azure Site Recovery enables SUSE customers to migrate their non-Azure virtual machines or physical servers to Microsoft Azure virtual machines.

Box 2: System Copy for SAP Systems

In order to migrate an existing SAP HANA system into Azure, a SAP homogeneous system copy can be performed.

Reference: [https://www.suse.com/c/asr\\_supports\\_suse/](https://www.suse.com/c/asr_supports_suse/) <https://www.netapp.com/us/media/tr-4746.pdf>

**NEW QUESTION 50**

- (Exam Topic 2)

You deploy an SAP environment on Azure by following the SAP workload on Azure planning and deployment checklist.

You need to verify whether Azure Diagnostics is enabled. Which cmdlet should you run?

- A. Get-AzureVMAvailableExtension
- B. Get-AzVmDiagnosticsExtension
- C. Test-AzDeployment
- D. Test-VMConfigForSAP

**Answer:** B

**Explanation:**

The Get-AzVMDiagnosticsExtension cmdlet gets the settings of the Azure Diagnostics extension on a virtual machine.

**NEW QUESTION 54**

- (Exam Topic 2)

A customer enterprise SAP environment plans to migrate to Azure. The environment uses servers that runs Windows Server 2016 and Microsoft SQL Server.

The environment is critical and requires a comprehensive business continuity and disaster recovery (BCDRJ strategy that minimizes the recovery point objective (RPO) and the recovery time objective (RTO).

The customer wants a resilient environment that has a secondary site that is at least 250 Kilometers away. You need to recommend a solution for the customer.

Which two solutions should you recommend? Each correct answer presents part of the solution. NOTE; Each correct selection is worth one point.

- A. an internal load balancer to route Internet traffic
- B. warm standby virtual machines in Azure Availability Zones.
- C. warm standby virtual machines in paired regions
- D. Warm standby virtual machine an Azure Availability Set that uses geo-redundant storage (GRS)
- E. Azure Traffic Manager to route incoming traffic.

**Answer:** CD

**Explanation:**

References:

<https://docs.microsoft.com/en-us/azure/virtual-machines/workloads/sap/sap-hana-availability-one-region>

**NEW QUESTION 56**

- (Exam Topic 2)

You are deploying an SAP production landscape to Azure.

Your company's chief information security officer (CISO) requires that the SAP deployment complies with ISO 27001.

You need to generate a compliance report for ISO 27001. What should you use?

- A. Azure Security Center
- B. Azure Log Analytics



- C. Azure Active Directory (Azure AD)
- D. Azure Monitor

Answer: A

NEW QUESTION 60

- (Exam Topic 2)

You have a large and complex SAP environment on Azure.

You are designing a training landscape that will be used 10 times a year.

You need to recommend a solution to create the training landscape. The solution must meet the following requirements:

- > Minimize the effort to build the training landscape.
- > Minimize costs.

In which order should you recommend the actions be performed for the first training session? To answer, move all actions from the list of actions to the answer area and arrange them in the correct order.

Actions

Build the training landscape

Create a custom image by using the snapshot

Deliver the training

Take a snapshot of the virtual machine disks

Shut down and delete the virtual machines

Answer Area

<

>

↑

↓

- A. Mastered
- B. Not Mastered

Answer: A

Explanation:

References:

<https://docs.microsoft.com/en-us/azure/virtual-machines/workloads/sap/planning-guide>

NEW QUESTION 63

- (Exam Topic 2)

You have an on- premises SAP environment hosted on VMware VSphere that in Microsoft SQL Server as the database platform. You plan to migrate the environment to Azure. The database platform will remain the same. You need gather information lo size the target Azure Environment for the migration. What should you use?

What should you use?

- A. Azure Monitor
- B. the SAP NANA sizing report
- C. the SAP EarlyWatch Alert report
- D. Azure Advisor

Answer: D

NEW QUESTION 68

- (Exam Topic 2)

You need to connect SAP HANA on Azure (Large Instances) to an Azure Log Analytics workspace.

Which four actions should you perform in sequence? To answer, move the appropriate actions from the list of actions to the answer area and arrange them in the correct order.

Actions	Answer Area
Install the Azure Enhanced Monitoring Extension for SAP on SAP HANA on Azure (Large Instances).	
On the gateway, run Import-Module OMSGateway and Add-OMSGatewayAllowedHost.	
Configure a Log Analytics gateway on the virtual network that has connectivity to the SAP HANA on Azure (Large Instances) instance.	
Install the Log Analytics client on the SAP HANA on Azure (Large Instances) instance.	
Configure a Log Analytics gateway server as a proxy for the Log Analytics client on SAP HANA on Azure (Large Instances).	

- A. Mastered
- B. Not Mastered

**Answer:** A

**Explanation:**

Step 1: Install the Azure Enhanced Monitoring.

The SAP Azure Enhanced Monitoring Extension allows for collecting diagnostic data including OS and Application performance counters from Azure VMs running SAP workloads.

Step 2: Install the Log Analytics client on the SAP HANA on Azure (Large Instances) instance. Step 3: Configure a Log Analytics gateway on the virtual network.

Step 4: On the gateway, run. References:

<http://www.deployazure.com/compute/virtual-machines/sap-azure-enhanced-monitoring-extension/>

<https://docs.microsoft.com/en-us/azure/azure-monitor/platform/gateway>

**NEW QUESTION 71**

- (Exam Topic 2)

You are planning high availability for an SAP environment on Azure. The SAP environment will use datacenters in to different zones.

Testing shows that the latency between the two zones supports synchronous DBMS replication.

You need to design a solution to ensure that SAP services are available if an Azure datacenter within a zone fails. The solution must meet the following requirements:

- \* Provide automatic failover
- \* Minimize costs

Which high availability configuration meet the requirements?

- A. Azure Availability Zones with an active/passive deployment
- B. Azure Site Recovery
- C. Azure Availability Sets with active/passive clustering
- D. Azure Availability Sets with active/active clustering

**Answer:** D

**NEW QUESTION 74**

- (Exam Topic 2)

You are deploying an SAP environment on Azure that will use an SAP HANA database server.

You provision an Azure virtual machine for SAP HANA by using the M64s virtual machine SKU.

You need to set the swap space by using the Microsoft Azure Linux Agent (waagent) configuration file. Which two settings should you configure? Each correct answer presents part of the solution.

NOTE: Each correct selection is worth one point.

- A. ResourceDisk.EnableSwapEncryption=n
- B. AutoUpdate.Enabled=n
- C. ResourceDisk.SwapSizeMB=229376
- D. ResourceDisk.EnableSwap=y

**Answer:** CD

**Explanation:**

To create a swap file in the directory that's defined by the ResourceDisk.MountPoint parameter, you can update the /etc/waagent.conf file by setting the following three parameters:

ResourceDisk.Format=y ResourceDisk.EnableSwap=y ResourceDisk.SwapSizeMB=xx References:

<https://support.microsoft.com/en-us/help/4010058/how-to-add-a-swap-file-in-linux-azure-virtual-machines>

**NEW QUESTION 76**

- (Exam Topic 2)

You plan to migrate an SAP HANA instance to Azure.

You need to gather CPU metrics from the last 24 hours from the instance. Solution: You use Monitoring from the SAP HANA Cockpit.

Does this meet the goal?

- A. Yes
- B. No

Answer: A

Explanation:

The SAP HANA cockpit provides a single point of access to a range of SAP HANA administration and monitoring tasks. It is used to monitor and ensure the overall health of the system.

The HANA Monitoring dashboard also visualizes key HANA Metrics of SAP HANA system. Reference:

https://developers.sap.com/tutorials/dt-monitoring-hana-part1.html https://help.sap.com/viewer/afa922439b204e9caf22c78b6b69e4f2/2.10.0.0/en-US

https://www.hanatutorials.com/p/hana-monitoring-dashboard.html

NEW QUESTION 77

- (Exam Topic 2)

You have an Azure Availability Set that is configured as shown in the following exhibit.

```
PS Azure:\> get-azavailabilityset | Select Sku, PlatformFaultDomainCount, PlatformUpdateDomainCount, name, type | FL

Sku                : Aligned
PlatformFaultDomainCount : 2
PlatformUpdateDomainCount : 4
Name               : SAP-Databases-AS
Type               : Microsoft.Compute/availabilitySets
```

Use the drop-down menus to select the answer choice that completes each statement based on the information presented in the graphic.

NOTE: Each correct selection is worth one point.

Virtual machines that share [answer choice] will be susceptible to a storage outage.

aligned SKUs

the same fault domain

the same update domain

Virtual machines in the Azure Availability Set can support [answer choice].

datacenter outages

managed disks

regional outages

- A. Mastered
- B. Not Mastered

Answer: A

Explanation:

Box 1: the same fault domain

Fault domains define the group of virtual machines that share a common power source and network switch. If a storage fault domain fails due to hardware or software failure, only the VM instance with disks on the storage fault domain fails.

Box 2: managed disks

Managed disks provide better reliability for Availability Sets by ensuring that the disks of VMs in an Availability Set are sufficiently isolated from each other to avoid single points of failure. It does this by automatically placing the disks in different storage fault domains (storage clusters) and aligning them with the VM fault domain.

References:

https://docs.microsoft.com/en-us/azure/virtual-machines/windows/manage-availability

NEW QUESTION 80

- (Exam Topic 2)

Note: This question is part of a series of questions that present the same scenario. Each question in the series contains a unique solution that might meet the stated goals. Some question sets might have more than one correct solution, while others might not have a correct solution.

After you answer a question in this section, you will NOT be able to return to it. As a result, these questions will not appear in the review screen.

You have a complex SAP environment that has both ABAP- and Java-based systems. The current on-premises landscapes are based on SAP NetWeaver 7.0 (Unicode and Non-Unicode) running on Windows Server and Microsoft SQL Server.

You need to migrate the SAP environment to a HANA-certified Azure environment.

Solution: You upgrade to SAP NetWeaver 7.4, and then you migrate SAP to Azure by using Azure Site Recovery.

Does this meet the goal?

- A. Yes



B. No

Answer: A

Explanation:

We need upgrade to SAP NetWeaver 7.4 before the migration. Then Azure Site Recovery is used for the migration to Azure.

Reference:

<https://docs.microsoft.com/en-us/azure/site-recovery/vmware-azure-architecture>

NEW QUESTION 81

- (Exam Topic 2)

You have an SAP environment on Azure.

You use Azure Site Recovery to protect an SAP production landscape.

You need to validate whether you can recover the landscape in the event of a failure. The solution must minimize the impact on the landscape.

Which four actions should you perform in sequence? To answer, move the appropriate actions from the list of actions to the answer area and arrange them in the correct order.

Actions

Validate the SAP production landscape

Create a virtual network that has the same subnets as the SAP production landscape

Create a network security group (NSG) that restricts traffic to the primary region

Shut down production virtual machines

Select **Test failover** from the Recovery Plans blade

Add a public IP address to a management server in the disaster recovery region

Answer Area

A. Mastered

B. Not Mastered

Answer: A

Explanation:

Step 1: Create a virtual network...

We recommended that for test failover, you choose a network that's isolated from the production recovery site network specific in the Compute and Network settings for each VM. By default, when you create an Azure virtual network, it is isolated from other networks. The test network should mimic your production network:

The test network should have same number of subnets as your production network. Subnets should have the same names.

The test network should use the same IP address range. Step 2: Add a public IP address...

Because Site Recovery does not replicate the cloud witness, we recommend that you deploy the cloud witness in the disaster recovery region.

Step 3: Shut down production virtual machines

Make sure that the primary VM is shut down when you run the test failover. Otherwise there will be two VMs with the same identity, running in the same network at the same time. This can lead to unexpected consequences.

Step 4: Select Test failover from the Recovery Plans blade References:

<https://docs.microsoft.com/en-us/azure/site-recovery/site-recovery-test-failover-to-azure>

NEW QUESTION 85

- (Exam Topic 2)

You are building an SAP environment by using Azure Resource Manager templates. The SAP environment will use Linux virtual machines.

You need to correlate the LUN of the data disks in the template to the volume of the virtual machines. Which command should you run/

A. Is /dev/ disk/azure/root

B. Is /dev/ disk/azure/scsil

C. Tree /dev/ disk/azure/root

D. Tree /dev/disk/azure/resource

Answer: C

NEW QUESTION 88

- (Exam Topic 2)

for each of the following statements, select Yes if the statement is true. Otherwise. select No.



NOTE: Each correct selection is worth one point.

Statements	Yes	No
When configuring an Azure virtual machine, the Azure Enhanced Monitoring features are required to monitor SAP application performance.	<input type="radio"/>	<input type="radio"/>
To successfully start an Azure virtual machine that contains SAP, you must have Azure Enhanced Monitoring installed.	<input type="radio"/>	<input type="radio"/>
If you deploy SAP by using the Azure Resource Manager templates for SAP, Azure Enhanced Monitoring is installed automatically.	<input type="radio"/>	<input type="radio"/>

- A. Mastered
- B. Not Mastered

Answer: A

Explanation:

Statements	Yes	No
When configuring an Azure virtual machine, the Azure Enhanced Monitoring features are required to monitor SAP application performance.	<input type="radio"/>	<input type="radio"/>
To successfully start an Azure virtual machine that contains SAP, you must have Azure Enhanced Monitoring installed.	<input type="radio"/>	<input type="radio"/>
If you deploy SAP by using the Azure Resource Manager templates for SAP, Azure Enhanced Monitoring is installed automatically.	<input type="radio"/>	<input type="radio"/>

#### NEW QUESTION 91

- (Exam Topic 2)

You are designing the backup for an SAP database.

You have an Azure Storage account that is configured as shown in the following exhibit.

The cost of your storage account depends on the usage and the options you choose below.  
[Learn more](#)

Account kind  
 StorageV2 (general purpose v2)

Performance ⓘ  
☒ Standard ☐ Premium

\* Secure transfer required ⓘ  
☐ Disabled ☒ Enabled

Access tier (default) ⓘ  
☒ Cool ☐ Hot

Replication ⓘ

Azure Active Directory authentication for Azure Files (Preview) ⓘ  
☒ Disabled ☐ Enabled

Data Lake Storage Gen2  
 Hierarchical namespace ⓘ  
☒ Disabled ☐ Enabled

Use the drop-down menus to select the answer choice that completes each statement based on the information presented in the graphic.

NOTE: Each correct selection is worth one point.

Data in the storage account is stored on  
[answer choice].

hard disk drives (HDDs)

premium solid-state drives (SSDs)

standard solid-state drives (SSDs)

Backups will be replicated  
[answer choice].

to a storage cluster in the same datacenter

to another Azure region

to another zone within the same Azure region

- A. Mastered
- B. Not Mastered

Answer: A

Explanation:

Box 1: standard solid-state drives (SSDs)

Standard SSD Managed Disks, a low-cost SSD offering, are optimized for test and entry-level production workloads requiring consistent latency.

Box 2: to another Azure region

Geo-redundant storage (GRS) copies your data synchronously three times within a single physical location in the primary region using LRS. It then copies your data asynchronously to a single physical location in a secondary region that is hundreds of miles away from the primary region.

References:

<https://azure.microsoft.com/en-us/pricing/details/managed-disks/>

<https://docs.microsoft.com/en-us/azure/storage/common/storage-redundancy#geo-redundant-storage>

NEW QUESTION 93

- (Exam Topic 2)

You plan to deploy an SAP environment on Azure that will use Azure Availability Zones. Which load balancing solution supports the deployment?

- A. Azure Basic Load Balancer
- B. Azure Standard Load Balancer
- C. Azure Application Gateway v1 SKU

Answer: B

Explanation:

When you deploy Azure VMs across Availability Zones and establish failover solutions within the same Azure region, some restrictions apply:

> You can't use an Azure Basic Load Balancer to create failover cluster solutions based on Windows Server Failover Clustering or Linux Pacemaker. Instead, you need to use the Azure Standard Load Balancer SKU.

References:

<https://docs.microsoft.com/en-us/azure/virtual-machines/workloads/sap/sap-ha-availability-zones>

NEW QUESTION 96

- (Exam Topic 2)

Your on-premises network contains SAP and non-SAP applications.

You have JAVA-based SAP systems that use SPNEGO for single-sign on (SSO) authentication. Your external portal uses multi-factor authentication (MFA) to authenticate users.

You plan to extend the on-premises authentication features to Azure and to migrate the SAP applications to Azure.

For each of the following statements, select Yes if the statement is true. Otherwise, select No.

NOTE: Each correct selection is worth one point.

Statements	Yes	No
Azure Active Directory (Azure AD) pass-through authentication can be used to enable MFA for on-premises users.	<input type="radio"/>	<input type="radio"/>
Azure Active Directory (Azure AD) password hash synchronization ensures that users can use on their on-premise credentials to authenticate to ABAP-based SAP systems on Azure.	<input type="radio"/>	<input type="radio"/>
Active Directory Federation Services (AD FS) can be used to enable MFA for on-premises users.	<input type="radio"/>	<input type="radio"/>

- A. Mastered
- B. Not Mastered

Answer: A

Explanation:

Box 1: No

Need AD FS for MFA. See box 3.

Note: Azure Active Directory (Azure AD) Pass-through Authentication allows your users to sign in to both on-premises and cloud-based applications using the same passwords. This feature is an alternative to Azure AD Password Hash Synchronization (see Box 2).

Box 2: Yes

Password hash synchronization is one of the sign-in methods used to accomplish hybrid identity. Azure AD Connect synchronizes a hash, of the hash, of a users password from an on-premises Active Directory instance to a cloud-based Azure AD instance.

Password hash synchronization is an extension to the directory synchronization feature implemented by Azure AD Connect sync. You can use this feature to sign in to Azure AD services like Office 365. You sign in to the service by using the same password you use to sign in to your on-premises Active Directory instance.

Box 3: Yes

If your organization is federated with Azure AD, you can use Azure Multi-Factor Authentication to secure AD FS resources, both on-premises and in the cloud.

Azure MFA enables you to eliminate passwords and provide a more secure way to authenticate.

References:

<https://docs.microsoft.com/en-us/azure/active-directory/hybrid/whatis-phs>

<https://docs.microsoft.com/en-us/windows-server/identity/ad-fs/operations/configure-ad-fs-and-azure-mfa>

## NEW QUESTION 97

.....

## THANKS FOR TRYING THE DEMO OF OUR PRODUCT

Visit Our Site to Purchase the Full Set of Actual AZ-120 Exam Questions With Answers.

We Also Provide Practice Exam Software That Simulates Real Exam Environment And Has Many Self-Assessment Features. Order the AZ-120 Product From:

<https://www.2passeasy.com/dumps/AZ-120/>

## Money Back Guarantee

### **AZ-120 Practice Exam Features:**

- \* AZ-120 Questions and Answers Updated Frequently
- \* AZ-120 Practice Questions Verified by Expert Senior Certified Staff
- \* AZ-120 Most Realistic Questions that Guarantee you a Pass on Your FirstTry
- \* AZ-120 Practice Test Questions in Multiple Choice Formats and Updatesfor 1 Year